



سوق العراق للاوراق المالية
IRAQ STOCK EXCHANGE

Iraq Stock Exchange

Annual Report 2011

Iraq Stock Exchange Annual Report 2011

Introduction

First: ISX aims

Second: Board of Governors

Third: Iraq Securities Commission

Fourth: Managing the Trading sessions.

Fifth: Share Price Limits

Sixth: ISX Price Index

Seventh: ISX trading indicators 2011

Eighth: Non Iraqi's trading 2011

Ninth: Disclosure and Financial Statements

Tenth: Depository Center

Eleventh: Brokerage Firms

Twelfth: Training

Thirteenth: Conferences, training and workshops

Fourteenth: Iraq stock exchange plans 2012.

Fifteenth: Arabic Stock Exchanges indicators –third quarter 2011.

Sixteenth: ISX statistical indicators 2011

*** Annual Bulletins 2011**

Annual Bulletin

Non Iraqi's Bulletin (Buy)

Non Iraqi's Bulletin (Sell)

Table No.1 Monthly trading indicators

Table No.2 monthly trading indicators for non Iraqi's (buy)

Table No3 monthly trading indicators for non Iraqi's (Sell)

Table No.4 trading indicators by sectors 2011

Table No5 Top Ten by Traded Shares

Table No6 Top Ten by Trading Volume

Table No.7 Monthly Closing Prices for listed companies

Table N0.8 Turnover ratio for listed Companies

Table No.9 Market capitalization for listed companies

Table No10 Market capitalization by sectors

Table No.11 Capitals for listed companies

Table No12 General Assemblies Meeting Decisions for listed companies

Table No.13 increasing in listed companies capitals

Table No14 ISX Brokerage Firms

Seventeenth: Financial Statements for listed companies 2006- 2010 .

Iraq stock exchange annual report 2011

Iraq Stock Exchange (ISX) was established according to law No. (74) Issued in April 18th 2004, the ISX held its first session on June 24th 2004 using the manual trading method to line up the orders on plastic board, this method ended in April 16th 2009.

The trading has been transferred to electronic trading by using two systems Horizon and Equator from OMX NASADQ technology, and the first electronic trading session held on Sunday April 19th 2009.

The number of session increased to be five session every week starting from the first of November 2009.

First: ISX aims

The ISX a not-for-profit, member-owned and self-regulatory organization, and to achieve the following aims:

- a) To operate and regulate its members and listed companies in a manner that is consistent with the goal of protecting investors and promoting investor confidence in the market.
- b) To promote the interests of investors in efficient, reliable, competitive, transparent and honest markets.
- c) To organize and facilitate fair, efficient and orderly transactions in securities, including the clearance and settlement of such transactions.
- d) To regulate its members' dealings in securities-related services and transactions and define the rights and obligations of parties concerned and the means to protect their legal interests.
- e) To assist in capital-raising for companies which either are listed, or which desire to list on the Exchange.
- f) To engage, as appropriate, in investor education programs to educate potential investors about opportunities for investments at the Exchange.
- g) To collect, analyze and publish statistics and information necessary to achieve the goals stipulated in this Law.
- h) To establish and support contacts with the stock exchanges of Arab and international markets that may be beneficial to the development of the Exchange.
- i) To undertake other services and activities necessary to support its objectives.

Second: Board of Governors (BOG)

ISX governed and operate under the direction of nine-member Board of Governors whose members were elected by ISX GA, shall serve for the shorter of a one-year term or until the Permanent Securities Law is promulgated.

The Board of Governors is formulated of the following:

- a) The Chair of the Board of Governors.
- b) The Chief Executive Officer of the Exchange.
- c) A member representing the companies whose securities are listed or admitted to trading on the Exchange.
- d) Representative of Iraqi Association of Securities Dealers (IASD).

- e) Representative of securities brokers.
- f) Four qualified public governors who are, and must remain, independent of the Exchange or any of its constituencies shall be proposed by the Board of Governors. One of these candidates shall have expertise in information technology matters, for which the independent members of the Board of Governors shall propose three or more nominees.

The Board of Governors held 19 meeting for the year 2011 to draw the ISX plans and propose regulations and rules that organize trading and depository activity to be approved by Iraq Securities Commission.

Iraq Stock Exchange had organized the Annual General Assembly Meeting on, June 19th 2011 to:

- 1- Approve the ISX financial statements as in the 31st of December 2010.
- 2- Approve BOG report and the Auditor report for the year 2010.
- 3- Elect new BOG members, for the seventh cercal which will be for one year ended by June 2012.

The Board organizes its activities through committees formed by its members and associated department managers in ISX, the important committees formed on 2011 are:

- Discipline committee: investigated and made decision 35 case indicted by ISX regarding trading regulations violence by brokers and issuers. The committee judged 37 case with penalties according to law 74 and ISX Bylaws, and approved the exchange procedures for the rest of the cases.
- Second Market committee: formulate Instructions and get approve from ISC.
- ISX and ESX committee: board of Governors approved the agreement between ISX and ESX to communicate two stock exchanges.
- Custodian Banks committee: waiting for approval from ISC .
- Developing system platform committee: (pending Activity) .
- Indices and shares prices for 2011 committee: (pending activity).

Third: Iraq Securities Commission (ISC)

Iraq Securities Commission issued the following instructions:

- 1- Instructions No. (2) For 2007 updated for 2011 (times of resuming and re trading).
- 2- Instructions No. (3) For updated for 2011 (instructions for delisted companies).
- 3- Instructions No. (4) For 2008 updated for 2011 (Instructions of financial solvency).
- 4- Instructions No. (14) For 2011 (Disclosure requirements).
- 5- Instructions No. (15) For 2011 (Instructions of the second market).
- 6- Instructions No. (16) For 2011 (Trading the knowing persons in the listed companies).

Fourth: Managing the trading sessions

Iraq Stock Exchange organized (232) sessions on 2011 in weekly average five regular trading sessions from Sunday to Thursday plus additional trading times as follows:

Pre-Open session: a period which 30-minute period starts right before the official time of trading sessions to allow brokers entering their bid and ask orders in the Horizon system. At the end of the 30 minutes Horizon determines the opening prices of the shares based on the following principles and the normal session of trading starts immediately:

- Number of available shares for each price.
- The remaining quantity of shares after the probable fittings.
- Net change in Pre-open session prices compared to previous trading session closing prices.

In pre- opening session the orders will line up the orders which has better prices or equals to opening price and line up the orders which has low prices from opening price by actual prices. And for each company have just one opening price.

Trading session:

Trading session starts at 10 a.m. and continues for two hours which ends up at 12 p.m. Prices are the first condition to execute orders giving regular orders priority over cross orders

Special conditions orders 12-12:30

This session is organized from 12 to 12:30 p.m.; right after the end of regular trading session and lasts for 30 minutes only. ISX authorizes transactions equal or exceeds (500) million IQ to be executed during this session if brokers submit written requests stating their bids and asks to ISX authority beforehand.

During 2011, ISX received (21) orders from (8) companies executed by (83) tickets. The number of shares traded in those sessions are (139) billion shares and the value was (245) million dollars.

Clearing and Settlement

ISX trading rules for transactions clearing and settlement are as follows:

- 1- Brokers must know numbers of shares for the seller before entered the orders in the system T+0.
- 2- Buyers must deposit the shares value in the settlement bank before submitting his order. Operation department in ISX update the information for buyers based on the investor account shown in daily settlement bank report.

Fifth: shares price limits:

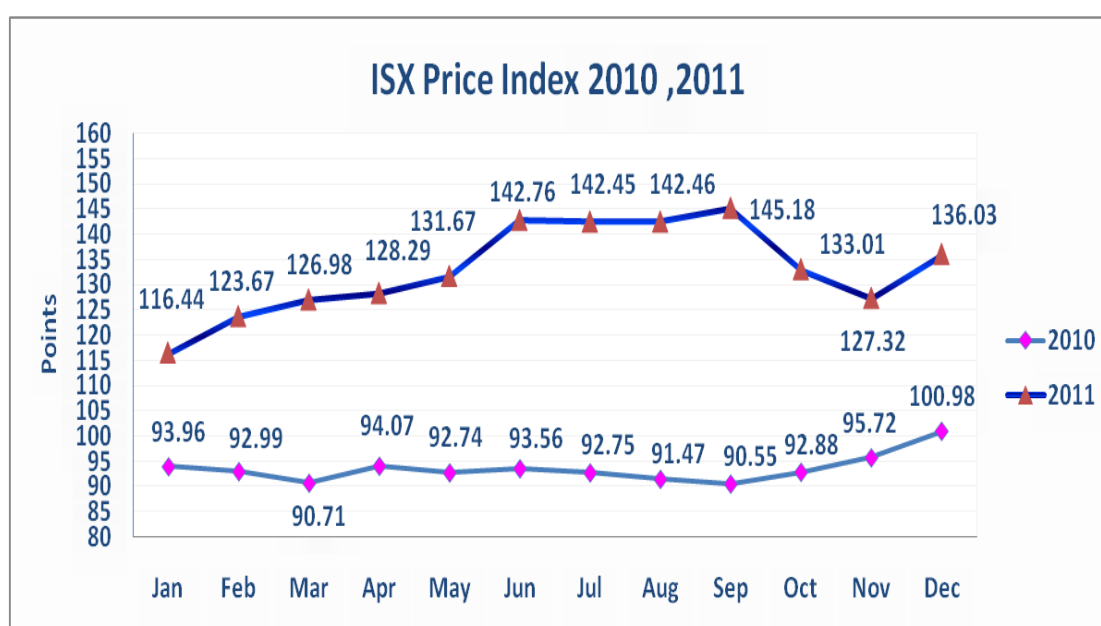
- 1- Share price of new listed companies is open and does not follow any limit in the first trading session only.
- 2- Up and down fluctuation of share prices must not exceed 10% of the closing price..
- 3- After capital increase, shares are returned back to trading in ISX the entry price (EP) will be fixed according to previous capital (CAP*) , previous close price (CP), nominate price (NP) and the new capital (CAP1) and cash dividend (CD) to determine the limit of prices for the first trading session.

$$EP = (CAP * CP + CAP * NP / CAP1) - CD$$

Sixth: ISX price index

On 2011 ISX price index closed on (103.11) points at the end of first trading session and on (136.03) points at the end of the trading year.

ISX index centesimal record is based on the Fluctuation of shares prices for 40 listed companies.



Seventh: ISX trading indicators 2011

ISX organized (232) trading sessions in an average of five sessions weekly from Sunday to Thursday, traded by (83) companies out of (87) listed companies, the number of shares traded reached to (492) billion share, volume was (941) billion ID which is equivalent (784) Million US\$ through trading (132574) ticket. The last session for 2011 was held Tuesday 20th December.

The Market Capitalization for listed shares in ISX is (4930) Billion ID which is equivalent (4) Billion US\$.

	2010	2011	change%
No. listed companies	85	87	2
No. trading companies	83	83	-
No. traded shares(billion)	255	492	92
Trading volume (billion Dinar)	400	941	135
Trading volume(million US\$)	339	784	131
No. executed Tickets	71722	132574	85
ISX index (point)	100.98	136.03	34.71
Market Capitalization(billion Dinar)	3446	4930	43
Market Capitalization(billion Dollar)	3.082	4.108	33
Daily trading rate(million Dollar)	1.430	3.379	136

Eighth: Non-Iraqis trading 2011

Number of bough shares for non-Iraqis (82.7) billion share value (147) US\$ Million through executing (22549) tickets. Number of sold shares for non-Iraqis (18.7) billion shares by value (41) US\$ Million through executing (3985) tickets.

Operation Kind	2010		2011	
	buy	sell	buy	sell
Traded Shares (billion)	36	5	82	18
Trading Volume Million US\$	52	7	147	41
No. of Transaction	6121	792	22549	3985
No. of Traded companies	73	60	79	73
No. of Sessions	226	157	232	210

Ninth: Disclosure and Financial Statements

(87) Companies representing Banks, Industrial, Investment, Insurance, Hotels and Agriculture sectors are listed in ISX. Nevertheless, Iraq's economy still lacking shareholders companies representing communication sector, oil services and investment funds.

Some of listed companies are having financial deficit for last two years.

The number of suspended companies in 9/8/2011 are (22) companies due to violation of instruction No. (14), they did apply the financial statements as in 31/12/2010. However (11) companies have applied and other still suspended.

On October 29 2011, ISX Board of Governors announced the delisting of Warka Bank, because of remaining more than six months out of the trading in the ISX, since February 8, 2010. To have the bank GAM.

According to the ISC the ISX Board of Governors has no right to delist companies, and companies could be permitted to list and be delisted only by orders from the ISC.

On December 20, 2011 the ISC send warning letter to Warka Bank, the ISC warning letter to Warka is stated in a manner that indicates Warka is only suspended and not delisted. In its warning letter to Warka Bank the ISC giving the bank two months to finish its obligations, or it will be delisted.

Tenth: Depository Center

Depository center established since the opening of Iraq Stock Exchange according the Law No. 74 for 2004.

The Depository shall be a division of the ISX open to participation by any member of the Exchange subject to such terms and conditions as the Director of the Depository shall specify by rule, subject to the approval of the Board of Governors and the Commission.

The Depository aims to:

- a) Promote the timely, safe and efficient settlement of securities transactions in accordance with the terms of those transactions;
- b) Promote open and non-discriminatory access to clearance and settlement services.

IDC Statistics 2009 -2011		
No. of listed Companies	87	
Registered Capital	2 599 040 863 406	
Deposit Shares	1 608 620 148 440	
Rate (D -R)	61.89%	
	Iraqi	Non Iraqi
Ownership	1 190 038 346 215	418 581 802 225
Accounts No.	22091	702
Individuals	21854	641
Companies	223	38
Funds	0	23
Gov. ownership	14	0

Eleventh: Brokerage Firms

- The number of brokerage firms license by ISX are (47) company they are all member in IASD.
- The Board of Governors draws the license from Al-Sadoon brokerage firm in September 2011 because they didn't match the requirements for more than two months.

- The Iraqi court committed ISX to give a license to Al-Bilad Islamic Bank but the bank didn't start any arrangement to apply the applications and the platforms or even establish brokerage firms didn't hire any CEO or paying the fees.
- The ISX made (6) training programs for the brokerage firms 2011 to train and exam 130 traders, 126 traders have been succeed the other have been failed .the failure are not allowed to trade any more .

Twelfth: Training

Iraq Stock Exchange Staff participate in the following training courses:

Participants	Programs	Date & Place
2	Standards of Accounting Banking.	Gulf Commercial Bank 6-10/3/2011
1	Trading Techniques & system AFSE	IBM 7-9/6/2011
1	Develop negotiation skills and contracts conclusion	Iraqi for computer and information commission 12-16/6/2011
2	Text for formal & Administration Speech	Iraqi for computer and information commission 5-9/6/2011
1	Wire & Wireless networking	Iraqi for computer and information commission 22/5-2/6/2011
2	Money Laundering strife	Gulf Commercial Bank 16-18/10/2011
6	Electronic Trading Activity in Iraq Stock Exchange	Iraq Stock Exchange 1-16/10/2011
1	Design and Administrate the Website	College of Science-University of Baghdad 23-30/10/2011

Thirteenth: Workshops, Training and Presentations.

Based on ISX objectives to disseminate awareness of investment in stock exchange, ISX organized the following Workshops, training and presentations:

- 1- Training of (610) Students from Iraqi colleges.
- 2- Signing (8) contract Minutes of Understanding (MOU) with (8) Universities Dean to provide Masters and PhD students with information and Data necessary for and helping them to have their degrees academic research.
- 3- Workshop on 16/4/2011 at ISX: "Two years of successful ISX electronic trading" at 16/4/2011 for Investors on the occasion of passing two years and continuous of electronic trading activities in ISX.
- 4- Organize training course to Investors and listed companies from 1-16 October, 2011.
- 5- Presentation in Washington DC and New York from 16-18 Nov, 2011 about ISX activities and to encourage investors to foreign investment in ISX.
- 6- Workshop on 3/12/2011 at North Bank Hall: "quarterly financial statement comparison for the listed banks in Iraq Stock Exchange".
- 7- Workshop on 14/12/2011 at the Technical College for Management: "Iraq Stock Exchange: Opportunities and Challenges" organized in cooperation

with college for Graduate and Post-graduate students and attended by Faculty members and bankers.

- 8- Workshop on 17/12/2011 at the Gulf Bank: "explain bases Accounting resolutions No (6) and No (10) aims and purposes" issued from financial supervision

Fourteenth: Iraq Stock Plans 2012.

- 1- Organize (232) trading sessions in average of five sessions weekly, and supervised and accurate trading dealings according to rules and electronic trading instructions and disclosure about transactions according to the effected ratios and Special orders.
- 2- Daily publishes of tickers on ISX Website during trading sessions which has been started in December 2011.
- 3- Issuing (232) end-of-session daily reports and twelve monthly reports on ISX Website in addition to publishing listed companies guide and financial statements.
- 4- End-of-session prices published by Bloomberg and Thomson Reuters starting from January 2012.
- 5- Monitoring, surveillance of trading limitations using Cap Formula T+0. Which is supposed to be changed to new Clearing and Settlement Cap Formula T+2 instead of current formula T+ 0 after the ISC approval of the Custodian Banks regulations.
- 6- Inspection plans for all brokerage firms to check files and documents integrity.
- 7- Electronic trading support for Al-Rabee Brokerage branch in Erbil and Sulimaniya. Erbil branch started electronic trading through ISX system since May, 2011. However, Iraq Stock exchange will support any brokerage firms planning to have branches in other governorates.
- 8- Encouraging the non-listed companies to be listed in ISX.
- 9- Invite new firms and select the best five for 2012 to be licensed as brokerage firms.
- 10- Upgrade ISX electronic trading system to new advanced version from OMX NASDAQ.
- 11- Represent Iraq Stock Exchange in relevant conferences locally and globally.
- 12- Holding workshops to educate and encourage investment in ISX.

Trading Bulletin for Iraq Stock Exchange 2011

Company Name	Code	Opening price	High Price	Low Price	Average Price	Closing Price	.Prev Closing	Change %	No. of Trades	Traded Share	Trading Volume	Trading Days
Banks Sector												
Commercial Bank of Iraqi	BCOI	1.450	1.450	1.180	1.300	1.270	1.160	9.48	5582	19,403,640,156	25,138,514,335	121
Bank of Baghdad	BBOB	1.830	4.150	1.830	3.130	3.480	1.790	94.41	5256	11,295,428,791	35,333,182,212	181
Iraqi Islamic Bank	BIIB	0.900	1.030	0.780	0.990	1.010	0.900	12.22	980	40,749,275,756	40,474,644,365	117
Middle East Bank	BIME	1.400	2.270	1.300	1.640	1.920	1.070	79.44	16420	62,693,322,163	103,007,329,079	196
Investment Bank	BIBI	1.130	1.320	0.880	1.080	0.950	1.030	-7.77	6509	29,293,540,033	31,662,686,895	131
National Bank of Iraq	BNOI	0.810	1.160	0.810	1.020	0.850	0.810	4.94	870	1,396,898,506	1,424,485,865	86
Credit Bank	BROI	2.550	4.700	2.550	3.500	3.600	2.450	46.94	1575	6,416,251,439	22,443,984,689	180
Dar es salam Bank	BDSI	6.700	6.800	4.000	5.590	4.250	6.100	-30.33	1646	926,805,706	5,178,610,848	123
Sumer Commerical Bank	BSUC	0.900	0.920	0.760	0.840	0.820	0.840	-2.38	231	1,876,881,984	1,578,718,957	30
Babylon Bank	BBAY	0.890	1.090	0.740	0.920	0.810	0.870	-6.90	2253	7,084,567,842	6,526,785,114	124
Economy Bank	BEFI	1.430	1.670	1.120	1.270	1.490	1.300	14.62	1647	23,234,987,174	29,475,866,069	137
Gulf Commercial Bank	BGUC	0.900	1.290	0.890	1.090	1.010	0.900	12.22	4107	14,809,007,691	16,196,870,061	81
Mosul Bank For Investment	BMFI	0.910	1.490	0.910	1.310	1.350	0.910	48.35	1970	10,795,425,124	14,105,080,585	89
Union Bank of Iraq	BUOI	0.900	1.090	0.880	1.030	1.050	0.900	16.67	644	1,694,098,368	1,736,730,509	73
North Bank	BNOR	2.460	3.320	1.490	2.840	2.010	1.640	22.56	2680	24,315,844,329	68,100,996,951	88
Kurdistan International Bank	BKUI	1.400	3.360	1.350	2.090	2.500	1.420	76.06	1882	3,393,601,527	7,107,113,727	142
Ashur International Bank	BASH	0.940	1.110	0.880	0.990	0.990	0.880	12.50	1171	3,829,934,328	3,773,273,475	104
Mansour Bank	BMNS	1.400	1.880	1.250	1.430	1.290	1.400	-7.86	2532	7,161,228,051	10,213,838,791	120
united Bank For Invistment	BUND	1.800	3.560	1.800	2.400	2.690	1.760	52.84	5509	116,694,130,326	280,058,361,797	156
Dijlah & Furat Bank	BDFD	0.700	1.050	0.700	0.900	0.850	0.710	19.72	621	1,710,165,438	1,543,638,809	77
Elaf Islamic Bank	BELF	1.000	1.100	0.910	0.980	0.970	1.000	-3.00	114	384,248,789	375,204,911	20
TOTAL									64199	389,159,283,521	705,455,918,045	
Insurance Sector												
Al-Ameen for Insurance	NAME	1.350	3.060	1.200	1.710	1.220	1.350	-9.63	488	233,121,151	398,893,832	70
Dar Al-Salam for Insurance	NDSA	4.650	5.250	3.050	3.450	3.300	4.350	-24.14	460	1,445,380,007	4,989,739,848	96
AHliya For Insurance	NAHF	1.130	1.830	0.880	1.140	0.890	1.130	-21.24	492	385,991,521	439,641,524	64
Al-Hamraa for Insurance	NHAM	1.500	2.250	1.500	1.580	2.200	1.500	46.67	22	58,970,000	93,325,250	12
Gulf Insurance	NGIR	1.160	1.600	0.710	1.130	0.740	1.220	-39.34	1096	1,689,079,394	1,908,542,622	95
TOTAL									2558	3,812,542,073	7,830,143,076	

Trading Bulletin for Iraq Stock Exchange 2011

Company Name	Code	Opening price	High Price	Low Price	Average Price	Closing Price	.Prev Closing	Change %	No. of Trades	Traded Share	Trading Volume	Trading Days
Investment Sector												
Al-Khair for Financial Investment	VKHF	0.400	0.790	0.400	0.540	0.560	0.390	43.59	530	1,039,125,595	563,743,395	128
Al-Ameen for Financial Investment	VAMF	0.880	0.880	0.660	0.740	0.660	0.900	-26.67	26	7,732,440	5,733,061	14
Al-Ayaam for Financial Investment	VAYF	0.900	0.900	0.810	0.820	0.810	1.000	-19.00	2	588,583	484,725	2
AL-Wiaam for Financial Investment	VWIF	1.900	2.850	1.230	1.730	1.600	1.950	-17.95	394	440,186,094	763,416,508	75
Mesopotamia Investment	VMES	0.910	0.910	0.830	0.870	0.860	1.000	-14.00	19	54,348,049	47,097,461	10
Al-Qum'a for Financial Investment	VQUF	0.810	2.680	0.800	1.590	2.200	0.810	171.61	129	886,495,539	1,410,293,324	39
Al-Khaima for Financial Investment	VKHA	1.000	1.000	1.000	1.000	1.000	1.000	0.00	6	20,265,172	20,265,172	4
Al-Zawraa for Financial Investment	VZAF	1.100	1.150	0.900	1.010	1.150	1.100	4.55	116	333,442,379	337,648,126	50
AL- Batek Investment	VBAT	0.920	0.920	0.900	0.910	0.900	0.930	-3.23	4	1,384,601	1,256,141	3
TOTAL									1226	2,783,568,452	3,149,937,912	
Services Sector												
Kharkh Tour Amuzement City	SKTA	14.000	20.840	10.400	14.260	15.000	14.000	7.14	471	41,635,342	593,807,828	101
Al-Mosul for Funfairs	SMOF	31.000	33.000	24.500	28.440	26.500	30.500	-13.12	651	33,083,847	940,905,891	141
Mamoura Realestate	SMRI	2.400	5.450	2.400	3.390	3.290	2.310	42.42	5574	6,076,708,058	20,616,246,831	222
Al-Ameen Estate Investment	SAEI	3.240	3.750	2.300	3.360	3.250	3.060	6.21	152	151,813,950	509,824,537	62
AL-Nukhba for Construction	SNUC	3.570	4.500	2.750	3.390	2.900	3.500	-17.14	488	195,114,142	662,271,235	105
Iraqi Land Transport	SILT	7.690	9.290	4.680	7.270	5.350	5.130	4.29	7309	2,988,766,128	21,721,951,602	146
Iraq Baghdad For General Transportati	SBPT	26.000	90.000	23.000	27.840	76.410	25.000	205.64	188	16,768,492	466,904,788	57
AL-Badia for General Trans	SBAG	9.710	16.200	7.500	12.590	9.750	8.830	10.42	1527	237,245,386	2,987,524,641	179
Baghdad Motor Cars Servicing	SBMC	1.900	2.300	1.630	1.960	1.650	1.730	-4.62	375	228,088,533	447,085,978	80
TOTAL									16735	9,969,223,878	48,946,523,332	
Industry Sector												
Nineveh Food Industries	INFI	1.100	1.100	0.880	1.020	0.900	1.100	-18.18	168	123,103,325	125,847,554	71
Al-Mansour Pharmaceuticals Industries	IMAP	2.850	4.350	2.400	3.050	2.820	2.760	2.17	1864	919,069,226	2,799,103,685	79
Iraqi For Tufted Carpets	IITC	5.000	5.500	4.050	4.810	5.000	4.800	4.17	545	81,042,559	389,685,336	130
North Soft Drinks	INSD	0.730	0.800	0.420	0.660	0.570	0.700	-18.57	3971	16,867,913,159	11,064,205,884	224
Baghdad for Packing Materials	IBPM	9.000	17.500	6.500	8.140	6.900	8.200	-15.85	171	47,851,767	389,323,148	24
Modern Chemical Industries	IMCI	55.000	60.000	55.000	55.030	60.000	55.000	9.09	12	641,661	35,307,795	8
Baghdad Soft Drinks	IBSD	1.210	2.250	1.170	1.520	1.540	1.100	40.00	9033	48,540,149,601	73,944,456,216	204
Iraqi Date Processing and Marketing	IIDP	2.200	2.850	1.310	1.540	1.480	2.200	-32.73	1642	3,188,497,044	4,904,713,962	19
Al -HiLal Industries	IHLI	1.180	1.410	1.130	1.260	1.180	1.160	1.72	1499	2,471,698,008	3,114,636,942	141
The Light Industries	ITLI	1.170	1.350	1.100	1.260	1.140	1.160	-1.72	1562	2,639,079,789	3,313,462,631	144
National Chemical &Plastic Industries	INCP	4.350	5.050	3.900	4.500	3.990	4.300	-7.21	1764	698,084,060	3,139,437,315	170

Trading Bulletin for Iraq Stock Exchange 2011

Company Name	Code	Opening price	High Price	Low Price	Average Price	Closing Price	.Prev Closing	Change %	No. of Trades	Traded Share	Trading Volume	Trading Days
Industry Sector												
ELectronic Industries	IELI	3.370	3.950	2.480	3.080	2.480	2.250	10.22	484	369,032,711	1,137,826,445	8
AL- Kindi of Veterinary Vaccines	IKLV	2.940	5.100	2.850	3.510	4.110	2.890	42.22	2159	1,172,562,370	4,115,526,741	141
Fallujah for Construction Materials	IFCM	3.750	3.840	2.700	3.260	3.620	3.750	-3.47	1798	801,956,868	2,612,438,336	147
Iraqi Engineering Works	IIEW	3.550	4.000	2.850	3.390	3.000	3.550	-15.49	180	87,976,870	298,049,150	77
Al -Khazer Construction Materials	IKHC	3.000	3.000	2.100	2.670	2.100	3.100	-32.26	227	56,534,204	150,961,742	82
Kirkuk For Producing	IKFP	2.500	2.700	1.650	2.300	1.850	2.590	-28.57	1274	694,707,731	1,595,606,013	162
Modern Paint Industries	IMPI	3.840	5.600	2.500	4.710	2.750	3.840	-28.39	1229	707,439,615	3,329,441,159	135
Metallic Industries and Bicycles	IMIB	2.750	3.000	1.850	2.420	1.890	2.700	-30.00	899	371,309,713	900,081,031	140
Ready Made Clothes	IRMC	2.000	6.900	2.000	4.900	6.400	1.820	251.65	1889	1,013,207,731	4,959,777,225	162
Iraqi Carton Manufacturies	IICM	1.520	1.630	1.050	1.310	1.170	1.460	-19.86	1683	2,639,640,772	3,470,164,014	194
Modern Constrction Materials	IMCM	1.230	1.610	0.900	1.280	0.980	1.120	-12.50	307	148,535,308	190,607,090	65
Household Furniture Industry	IHFI	1.660	1.710	1.350	1.510	1.410	1.660	-15.06	310	159,588,901	241,424,693	109
TOTAL									34670	83,799,622,993	126,222,084,108	
Hotels Sector												
Palestine Hotel	HPAL	20.010	22.000	17.350	19.060	17.450	19.600	-10.97	1053	256,520,778	4,888,704,648	129
Ishtar Hotels	HISH	36.010	37.000	34.000	35.820	34.260	36.000	-4.83	501	115,104,042	4,123,174,438	104
Babylon Hotel	HBAY	41.500	47.060	31.500	39.870	34.000	40.600	-16.26	908	220,688,934	8,798,552,640	159
Baghdad Hotel	HBAG	20.000	23.250	17.930	19.560	21.010	19.700	6.65	721	101,540,014	1,985,733,993	123
National for Tourist Investment	HNTI	20.250	25.800	16.970	21.580	17.170	20.500	-16.24	1501	157,720,055	3,402,888,620	152
Ashour Hotel	HASH	12.550	16.800	12.000	14.690	13.500	13.000	3.85	922	217,022,168	3,188,817,315	168
Tourist Village of Mosul dam	HTVM	36.300	44.770	30.000	35.250	32.100	36.300	-11.57	414	35,037,325	1,234,940,475	88
Karbala Hotels	HKAR	5.850	6.250	4.500	5.530	4.750	5.800	-18.10	682	253,950,620	1,403,769,735	166
Mansour Hotel	HMAN	40.000	43.500	31.000	38.490	34.250	38.390	-10.78	1128	325,801,304	12,539,327,292	169
Al-Sadeer Hotel	HSAD	51.500	70.000	32.000	43.160	32.300	51.500	-37.28	355	23,043,858	994,606,878	103
TOTAL									8185	1,706,429,098	42,560,516,034	
Agriculture Sector												
Modern for Animal Production	AMAP	1.320	1.750	1.120	1.410	1.660	1.460	13.70	205	105,122,479	147,839,411	76
Al-Ahlyia for Agricultural	AAHP	1.100	1.110	0.800	0.880	0.840	1.100	-23.64	156	43,088,139	37,748,738	55
Middle East for Production- Fish	AMEF	20.000	25.800	16.600	22.580	25.500	20.000	27.50	608	37,098,527	837,800,013	159
Iraqi for Seed Production	AISP	2.500	6.000	2.150	4.620	4.200	2.500	68.00	1800	448,432,436	2,073,187,488	124
Iraqi Products Marketing Meat	AIPM	6.160	9.100	6.160	7.790	8.090	5.600	44.46	2013	495,353,568	3,859,944,303	191
Iraqi Agricultural Products	AIRP	4.650	8.020	4.650	6.490	6.500	4.650	39.79	219	11,792,187	76,565,046	100
TOTAL									5001	1,140,887,336	7,033,084,999	
Grand Total									132574	492,371,557,351	941,198,207,505	232

Non-Iraqi Trading Bulletin (Buy) for the ISX 2011

Company name	Code	No.of Trans	Traded Shares	Trading Volume
BANKS SECTOR				
Commercial Bank of Iraqi	BCOI	809	2,649,773,902	3,443,424,103
Bank of Baghdad	BBOB	2449	6,810,651,991	21,270,405,948
Iraqi Islamic Bank	BIIB	159	9,768,187,149	9,742,234,399
Middle East Investment Bank	BIME	3040	14,654,740,492	23,939,176,280
Investment Bank of Iraqi	BIBI	592	2,615,610,413	3,003,007,176
National Bank of Iraq	BNOI	143	183,212,413	184,946,724
Credit Bank	BROI	569	5,747,980,353	20,225,242,870
Dar es salam Investment Bank	BDSI	447	328,509,778	1,845,088,597
Sumer Commerical Bank	BSUC	14	7,125,763	5,990,991
Babylon Bank	BBAY	171	455,061,951	406,936,859
Economy Bank	BEFI	184	277,712,334	388,518,975
Gulf Commercial Bank	BGUC	308	1,354,327,200	1,493,913,582
Mosul Bank For Investment	BMFI	257	1,426,817,824	1,830,558,616
North Bank	BNOR	830	4,737,600,512	12,260,150,135
Union Bank of Iraq	BUOI	37	15,330,000	15,838,350
Kurdistan International Bank	BKUI	419	866,444,465	1,901,406,725
Ashur International Bank	BASH	60	102,193,029	101,330,376
Mansour Bank	BMNS	550	2,283,418,819	3,332,110,440
united Bank For Invistment	BUND	504	6,994,192,931	21,127,650,742
Dijlah & Furat Bank	BDFD	23	23,435,258	21,032,085
Elaf Islamic Bank	BELF	12	2,400,000	2,352,000
TOTAL		11577	61,304,726,577	126,541,315,972
INSURANCE SECTOR				
Al-Ameen for Insurance	NAME	59	33,676,566	55,531,406
Dar Al-Salam for Insurance	NDSA	134	1,331,392,770	4,538,331,298
AHliya For Insurance	NAHF	50	37,328,722	47,431,328
Al-Hamraa for Insurance	NHAM	2	505,000	835,900
Gulf Insurance and Reinsurance	NGIR	41	9,160,000	10,639,000
TOTAL		286	1,412,063,058	4,652,768,932
INVESTMENT SECTOR				
Al-Khair for Financial Investment	VKHF	46	29,240,780	15,196,638
Al-Ameen for Financial Investment	VAMF	7	486,245	354,959
AL-Wiaam for Financial Investment	VWIF	50	13,926,301	19,328,645
Mesopotamia Investment	VMES	1	1,150,000	1,035,000
Al-Qum'a for Finanical Investment	VQUF	14	302,700,000	246,562,000
Al-Zawraa for Finanical Investment	VZAF	26	36,850,000	40,009,692
TOTAL		144	384,353,326	322,486,934
SERVICES SECTOR				
Kharkh Tour Amuzement City	SKTA	1	118,437	1,812,086
Al-Mosul for Funfairs	SMOF	9	379,000	10,782,500
Mamoura Realestate	SMRI	1565	2,322,388,897	7,739,757,421
Al-Ameen Estate Investment	SAEI	50	113,657,742	393,133,790
AL-Nukhba for Construction	SNUC	110	69,368,809	250,025,139
Iraqi Land Transport	SILT	455	227,907,267	1,647,711,482
Iraq Baghdad For General Transporta	SBPT	2	130,000	3,120,000
AL-Badia for General Trans	SBAG	116	30,778,931	394,759,176
Baghdad Motor Cars Servicing	SBMC	22	8,800,000	16,750,000
TOTAL		2330	2,773,529,083	10,457,851,595

Non-Iraqi Trading Bulletin (Buy) for the ISX 2011

Company name	Code	No.of Trans	Traded Shares	Trading Volume
INDUSTRY SECTOR				
Nineveh Food Industries	INFI	16	8,477,469	8,522,463
Al-Mansour Pharmaceuticals	IMAP	37	25,250,780	88,455,629
Iraqi For Tufted Carpets	IITC	23	6,585,370	31,292,136
North Soft Drinks	INSD	403	1,836,967,043	1,319,833,982
Baghdad for Packing Materials	IBPM	2	270,000	2,430,000
Baghdad Soft Drinks	IBSD	3818	11,851,463,829	18,579,190,642
Iraqi Date Processing and Marketing	IIDP	22	9,841,585	14,996,378
Al -HiLal Industries	IHLI	390	851,053,870	1,081,054,888
The Light Industries	ITLI	327	721,070,985	913,582,577
Chemical &Plastic Industries	INCP	426	273,098,878	1,252,724,361
ELectronic Industries	IELI	7	1,391,240	4,923,588
AL- Kindi of Veterinary Vaccines	IKLV	35	51,168,381	154,439,300
Fallujah for Construction Materials	IFCM	35	8,133,122	26,931,103
Iraqi Engineering Works	IIEW	55	11,423,216	41,464,877
Al -Khazer Construction Materials	IKHC	14	1,360,000	3,710,000
Kirkuk For Producing	IKFP	24	8,363,601	20,402,482
Modern Paint Industries	IMPI	594	490,238,976	2,397,685,325
Metallic Industries and Bicycles	IMIB	89	45,254,845	116,264,753
Ready Made Clothes	IRMC	19	9,185,000	32,238,387
Iraqi Carton Manufacturies	IICM	157	239,530,992	305,750,772
Modern Constrcution Materials	IMCM	48	17,212,193	22,832,018
Household Furniture Industry	IHFI	13	2,915,000	4,847,600
TOTAL		6554	16,470,256,375	26,423,573,260
TOURISM&HOTELS				
Palestine Hotel	HPAL	271	65,759,994	1,260,788,253
Ishtar Hotels	HISH	176	38,243,888	1,367,464,998
Babylon Hotel	HBAY	135	28,970,820	1,176,726,093
Baghdad Hotel	HBAG	28	3,152,699	60,357,988
National for Tourist Investment	HNTI	153	23,218,162	550,176,439
Ashour Hotel	HASH	7	5,268,045	73,403,826
Tourist Village of Mosul dam	HTVM	3	460,000	15,155,000
Karbala Hotels	HKAR	13	1,845,000	10,210,750
Mansour Hotel	HMAN	461	64,024,444	2,530,927,297
Al-Sadeer Hotel	HSAD	5	75,600	3,058,050
TOTAL		1252	231,018,652	7,048,268,693
AGRICULTUR SECTOR				
Modern for Animal Production	AMAP	11	8,547,600	11,001,525
Al-Ahlyia for Agricultural	AAHP	7	1,100,000	1,012,000
Middle East for Production- Fish	AMEF	20	943,100	16,625,432
Iraqi for Seed Production	AISP	35	7,803,311	30,686,550
Iraqi Products Marketing Meat	AIPM	326	127,914,358	990,632,220
Iraqi Agricultural Products	AIRP	7	637,000	3,035,300
TOTAL		406	146,945,369	1,052,993,028
Grand TOTAL		22549	82,722,892,440	176,499,258,416

Non-Iraqi Trading Bulletin (Sell) in ISX 2011

Company name	Code	No.of Trans	Traded Shares	Trading Volume
BANKS SECTOR				
Commercial Bank of Iraqi	BCOI	192	872,924,448	1,117,477,844
Bank of Baghdad	BBOB	331	953,007,581	3,464,102,062
Iraqi Islamic Bank	BIIB	8	243,797,366	243,560,866
Middle East Investment Bank	BIME	470	2,011,858,947	3,788,461,612
Investment Bank of Iraqi	BIBI	206	909,386,404	982,422,171
National Bank of Iraq	BNOI	8	6,754,800	7,291,496
Credit Bank	BROI	17	29,154,389	90,780,327
Dar es salam Investment Bank	BDSI	103	82,369,108	472,110,279
Sumer Commerical Bank	BSUC	5	9,717,647	7,542,588
Babylon Bank	BBAY	152	792,673,535	730,907,143
Economy Bank	BEFI	34	59,353,888	80,260,548
Gulf Commercial Bank	BGUC	14	75,815,298	87,669,942
Mosul Bank For Investment	BMFI	9	32,040,925	45,581,004
North Bank	BNOR	214	790,750,490	1,782,119,537
Union Bank of Iraq	BUOI	1	20,000	20,000
Kurdistan International Bank	BKUI	18	15,186,536	32,351,962
Ashur International Bank	BASH	5	6,031,887	5,430,298
Mansour Bank	BMNS	201	1,303,056,627	1,791,656,359
united Bank For Invistment	BUND	274	7,540,615,293	20,070,348,380
Dijlah & Furat Bank	BDFD	11	43,539,484	41,344,089
TOTAL		2273	15,778,054,653	34,841,438,509
INSURANCE SECTOR				
Al-Ameen for Insurance	NAME	10	5,270,000	7,272,000
Dar Al-Salam for Insurance	NDSA	9	9,528,913	48,822,244
AHliya For Insurance	NAHF	4	3,118,833	3,094,950
Gulf Insurance and Reinsurance	NGIR	1	1,600,000	1,792,000
TOTAL		24	19,517,746	60,981,194
INVESTMENT SECTOR				
Al-Khair for Financial Investment	VKHF	2	2,680,000	1,429,100
Al-Qum'a for Finanical Investment	VQUF	1	96,000,000	77,760,000
Al-Zawraa for Finanical Investment	VZAF	5	171,482,808	171,482,808
TOTAL		8	270,162,808	250,671,908
SERVICES SECTOR				
Kharkh Tour Amuzement City	SKTA	2	150,000	1,612,500
Al-Mosul for Funfairs	SMOF	3	369,000	10,170,200
Mamoura Realestate	SMRI	95	105,117,280	485,234,422
Al-Ameen Estate Investment	SAEI	1	1,015,000	3,248,000
AL-Nukhba for Construction	SNUC	12	3,943,750	12,695,250
Iraqi Land Transport	SILT	47	16,049,027	89,138,961
Iraq Baghdad For General Transportati	SBPT	1	195,000	7,215,000
AL-Badia for General Trans	SBAG	7	1,217,000	16,502,800
Baghdad Motor Cars Servicing	SBMC	6	6,092,237	11,180,250
TOTAL		174	134,148,294	636,997,383

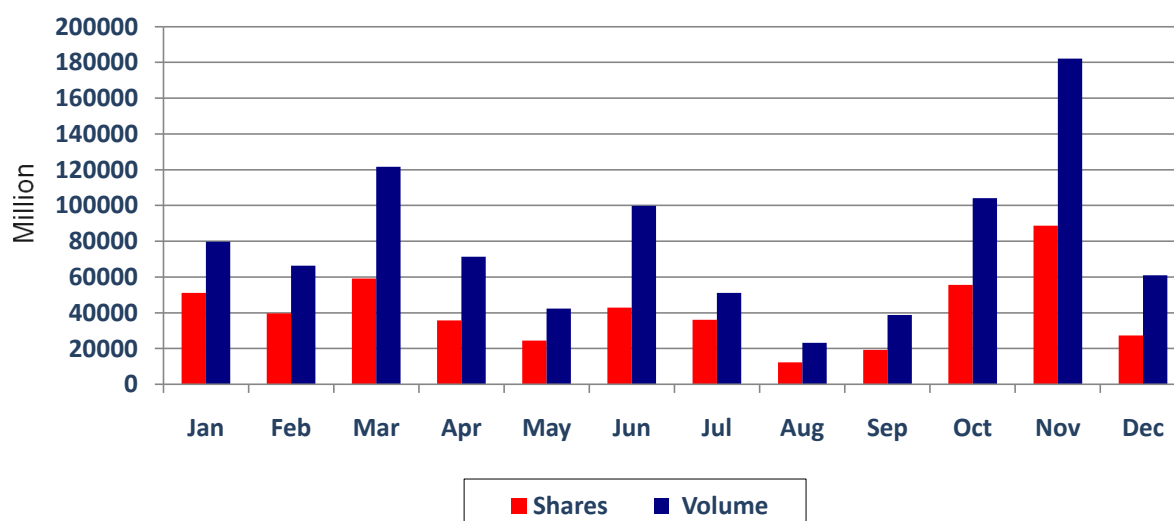
Non-Iraqi Trading Bulletin (Sell) in ISX 2011

Company name	Code	No.of Trans	Traded Shares	Trading Volume
INDUSTRY SECTOR				
Nineveh Food Industries	INFI	1	500,000	490,000
Al-Mansour Pharmaceuticals	IMAP	39	48,904,471	159,156,752
Iraqi For Tufted Carpets	IITC	2	546,703	2,405,493
North Soft Drinks	INSD	119	535,864,800	329,347,810
Baghdad for Packing Materials	IBPM	2	540,000	4,104,000
Baghdad Soft Drinks	IBSD	444	1,308,058,549	2,242,268,126
Iraqi Date Processing and Marketing	IIDP	2	2,264,736	3,431,520
Al -HiLal Industries	IHLI	4	1,437,500	1,793,375
The Light Industries	ITLI	5	937,174	1,164,846
Chemical &Plastic Industries	INCP	75	78,105,899	345,230,137
AL- Kindi of Veterinary Vaccines	IKLV	69	57,936,366	229,195,834
Fallujah for Construction Materials	IFCM	15	8,863,295	29,195,407
Iraqi Engineering Works	IIEW	5	2,175,637	6,862,975
Al -Khazer Construction Materials	IKHC	1	150,000	405,000
Kirkuk For Producing	IKFP	2	1,110,000	2,217,500
Modern Paint Industries	IMPI	80	99,897,341	448,445,739
Metallic Industries and Bicycles	IMIB	68	43,350,204	87,248,593
Ready Made Clothes	IRMC	17	7,495,122	28,426,503
Iraqi Carton Manufacturies	IICM	22	29,655,000	42,075,300
Modern Constrction Materials	IMCM	3	700,000	842,000
Household Furniture Industry	IHFI	2	350,000	490,000
TOTAL		977	2,228,842,797	3,964,796,909
TOURISM&HOTELS				
Palestine Hotel	HPAL	145	57,380,137	1,050,690,534
Ishtar Hotels	HISH	47	9,102,000	319,109,975
Babylon Hotel	HBAY	21	2,777,364	110,645,601
Baghdad Hotel	HBAG	62	13,683,351	247,697,316
National for Tourist Investment	HNTI	11	1,024,350	18,717,620
Ashour Hotel	HASH	5	5,253,045	77,019,762
Tourist Village of Mosul dam	HTVM	2	450,000	14,850,000
Karbala Hotels	HKAR	4	420,000	2,285,950
Mansour Hotel	HMAN	158	187,583,070	7,147,682,920
Al-Sadeer Hotel	HSAD	4	62,700	3,674,316
TOTAL		459	277,736,017	8,992,373,994
AGRICULTUR SECTOR				
Modern for Animal Production	AMAP	1	100,000	155,000
Al-Ahlyia for Agricultural	AAHP	1	100,000	86,000
Middle East for Production- Fish	AMEF	1	196,850	4,921,250
Iraqi for Seed Production	AISP	11	2,502,600	9,810,107
Iraqi Products Marketing Meat	AIPM	50	11,116,882	80,135,507
Iraqi Agricultural Products	AIRP	6	781,916	5,284,954
TOTAL		70	14,798,248	100,392,818
Grand TOTAL		3985	18,723,260,563	48,847,652,715

Trading statements for Every month in ISX 2011

Months	Traded Shares	Change %	Trading Volume	Change %	No. of Trans	Change %	No. of Co. Traded	No. of Co. Listed	Sessions	ISX Index
January	51,058,872,219	10.37	79,711,172,695	8.47	11673	9	68	85	19	116.44
February	39,622,515,757	8.05	66,400,612,955	7.05	12526	9	67	85	19	123.67
March	59,197,276,300	12.02	121,533,323,906	12.91	14382	11	69	85	22	126.98
April	35,641,962,960	7.24	71,322,694,270	7.58	11923	9	69	85	20	128.29
May	24,500,784,101	4.98	42,354,222,466	4.50	10367	8	67	85	22	131.67
June	42,835,195,101	8.70	99,810,605,404	10.60	10259	8	60	85	21	142.76
July	36,104,865,162	7.33	51,027,258,808	5.42	9170	7	55	85	20	142.45
August	12,290,287,230	2.50	23,224,044,310	2.47	7277	5	50	85	18	142.46
September	19,333,930,762	3.93	38,712,375,056	4.11	11762	9	48	85	20	145.18
October	55,666,727,935	11.31	104,079,141,377	11.06	13081	10	52	85	22	133.01
November	88,771,918,578	18.03	182,063,835,206	19.34	9883	7	50	85	16	127.32
December	27,347,221,246	5.55	60,958,921,052	6.48	10271	8	56	87	13	136.03
Total 2011	492,371,557,351	100	941,198,207,505	100	132574	100	83	87	232	136.03
Total 2010	255,659,508,500	—	400,359,889,406	—	71722	—	83	85	237	100.98
(%) change	92.59	—	135.09	—	84.84	—	0.00	2.35	-2.11	34.71

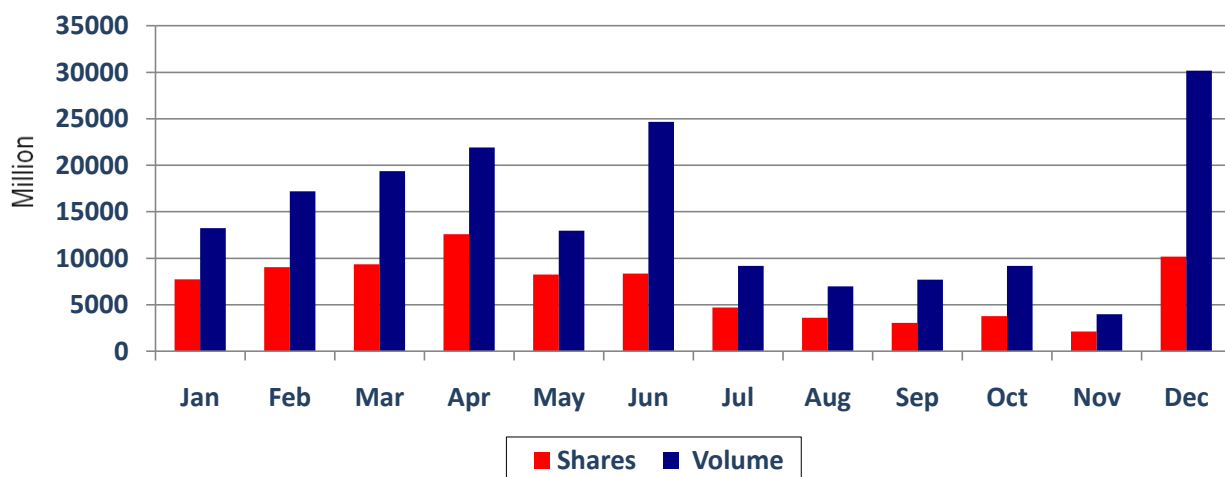
Monthly Traded Shares & Trading Volume 2011



Non Iraqis Trading statements (buy) for the ISX 2011

Months	Traded Shares	Change %	Trading Volume	Change %	No. of Trans	Change %	No. of CO. Traded	No. of CO. Listed	Sessions
January	7,747,752,908	9.37	13,224,899,726	7.49	2212	9.81	58	85	19
February	9,040,370,595	10.93	17,190,094,159	9.74	2916	12.93	54	85	19
March	9,344,458,822	11.30	19,385,821,600	10.98	2642	11.72	55	85	22
April	12,570,735,515	15.20	21,930,367,921	12.43	2687	11.92	57	85	20
May	8,264,382,693	9.99	12,957,402,127	7.34	1504	6.67	43	85	22
June	8,361,116,738	10.11	24,658,423,235	13.97	1690	7.49	40	85	21
July	4,705,339,109	5.69	9,189,775,595	5.21	1924	8.53	39	85	20
August	3,611,285,123	4.37	6,959,543,729	3.94	1355	6.01	33	85	18
September	3,039,162,852	3.67	7,688,541,322	4.36	1706	7.57	31	85	20
October	3,769,973,104	4.56	9,171,161,965	5.20	1668	7.40	32	85	22
November	2,103,198,733	2.54	3,978,826,196	2.25	658	2.92	39	85	16
December	10,165,116,248	12.29	30,164,400,841	17.09	1587	7.04	36	87	13
Total 2011	82,722,892,440	100	176,499,258,416	100	22549	100	79	87	232
Total 2010	36,688,899,121	—	62,888,424,574	—	6121	—	73	85	226
(%) change	125.47	—	180.65	—	268.39	—	8.22	2.35	2.65

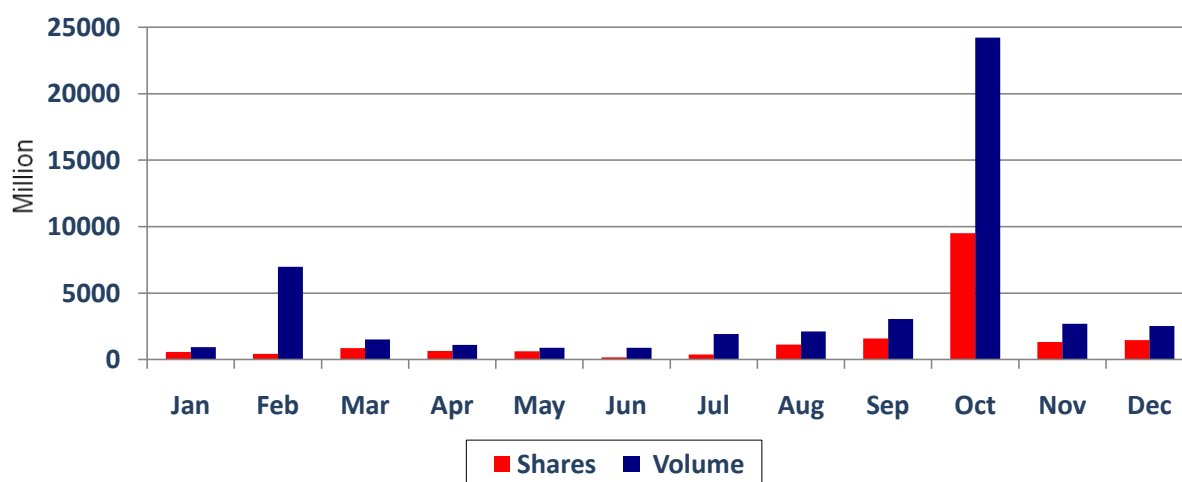
Traded Shares Trading Volume for non Iraqis 2011



Non Iraqis Trading statements (Sell) for the ISX 2011

Months	Traded Shares	Change %	Trading Volume	Change %	No. of Trans	Change %	No. of CO. Traded	No. of CO. Listed	Sessions
January	570,386,037	3.05	940,020,246	1.92	118	2.96	23	85	18
February	435,024,774	2.32	6,973,382,825	14.28	111	2.79	26	85	15
March	867,376,411	4.63	1,513,898,744	3.10	189	4.74	22	85	19
April	646,303,655	3.45	1,110,570,702	2.27	244	6.12	22	85	19
May	631,506,023	3.37	900,031,890	1.84	139	3.49	14	85	15
June	179,079,262	0.96	880,762,294	1.80	124	3.11	25	85	18
July	375,994,871	2.01	1,921,592,051	3.93	298	7.48	22	85	20
August	1,133,744,050	6.06	2,110,778,030	4.32	241	6.05	21	85	16
September	1,586,288,011	8.47	3,062,055,111	6.27	517	12.97	34	85	19
October	9,514,417,570	50.82	24,226,137,140	49.60	884	22.18	23	85	22
November	1,318,978,470	7.04	2,693,756,376	5.51	550	13.80	23	85	16
December	1,464,161,429	7.82	2,514,667,306	5.15	570	14.30	28	87	13
Total 2011	18,723,260,563	100	48,847,652,715	100	3985	100	73	87	210
Total 2010	5,849,769,736	—	8,319,477,712	—	792	—	60	85	157
(%) change	220	—	487	—	403	—	21.7	2.35	33.8

Traded Shares Trading Volume for non Iraqis 2011



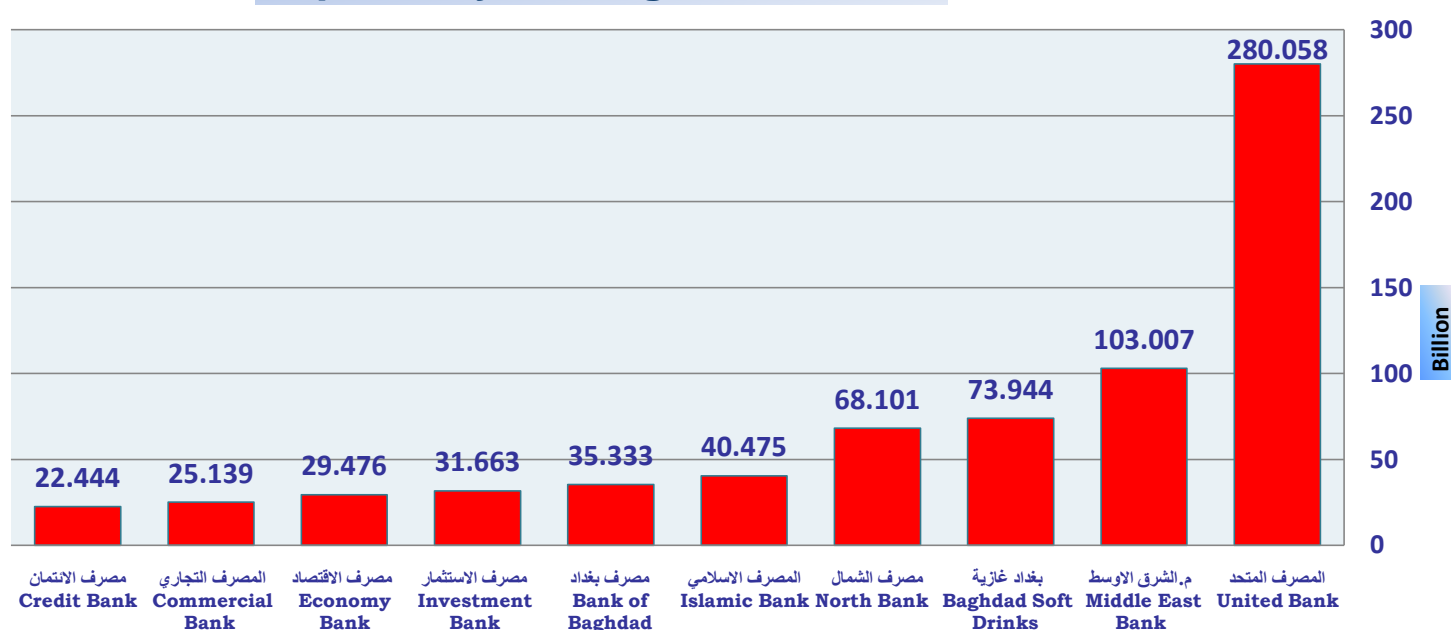
Main Trading indicators distributed in to Sectors for 2011

SECTOR	Traded Shares	Change %	Trading Volume	Change %	No.of Trans	Change %	No.of Co. Traded	No.of CO. Listed
Banks	389,159,283,521	79.04	705,455,918,046	74.95	64199	48.43	21	22
Insurance	3,812,542,073	0.77	7,830,143,076	0.83	2558	1.93	5	5
Investment	2,783,568,452	0.57	3,149,937,912	0.33	1226	0.92	9	9
Services	9,969,223,878	2.02	48,946,523,332	5.20	16735	12.62	9	10
Industry	83,799,622,993	17.02	126,222,084,108	13.41	34670	26.15	23	25
Tourism&Hotels	1,706,429,098	0.35	42,560,516,034	4.52	8185	6.17	10	10
Agriculture	1,140,887,336	0.23	7,033,084,999	0.75	5001	3.77	6	6
TOTAL	492,371,557,351	100	941,198,207,506	100	132574	100	83	87

TOP TEN COMPANIES BY TRADING VOLUME AT THE IRAQ STOCK EXCHANGE FOR THE 2011

Company name	Trading Volume	To the Total Trading Volume%	Opening Price	Colsing Price
united Bank For Invistment	280,058,361,797	29.76	1.800	2.690
Middle East Bank	103,007,329,079	10.94	1.400	1.920
Baghdad Soft Drinks	73,944,456,216	7.86	1.210	1.540
North Bank	68,100,996,951	7.24	2.460	2.010
Iraqi Islamic Bank	40,474,644,365	4.30	0.900	1.010
Bank of Baghdad	35,333,182,212	3.75	1.830	3.480
Investment Bank	31,662,686,895	3.36	1.130	0.950
Economy Bank	29,475,866,069	3.13	1.430	1.490
Commercial Bank of Iraqi	25,138,514,335	2.67	1.450	1.270
Credit Bank	22,443,984,689	2.38	2.550	3.600
TOTAL	709,640,022,609	75.40	—	—

Top Ten by trading Volume2011



Monthly Closing Prices For The listed Companies 2011 (ID)

COMPANY NAMES	Code	Jan	Feb	Mar	Apr	May	June	July	Aug	Sep	Oct	Nov	Dec
Banks Sector													
Commercial Bank of Iraqi	BCOI	—	—	—	—	—	1.320	1.230	1.300	1.270	1.240	1.260	1.270
Bank of Baghdad	BBOB	2.470	2.810	2.950	2.950	3.250	3.980	—	—	3.970	3.370	3.340	3.480
Iraqi Islamic Bank	BIIB	0.860	0.800	0.920	1.000	0.980	1.000	1.010	—	—	—	—	—
Middle East Bank	BIME	—	1.400	1.570	1.570	1.510	1.620	1.750	1.900	2.050	1.850	1.830	1.920
Investment Bank	BIBI	1.250	1.130	1.180	1.110	1.120	—	—	—	1.070	0.970	0.920	0.950
National Bank of Iraq	BNOI	1.010	0.910	—	—	—	—	—	1.060	1.010	0.950	0.840	0.850
Credit Bank	BROI	2.870	2.920	2.920	3.150	3.620	3.680	—	4.100	3.750	3.710	4.000	3.600
Dar es salam Bank	BDSI	6.620	6.750	6.700	6.450	—	—	4.100	—	4.940	4.950	4.700	4.250
Sumer Commerical Bank	BSUC	—	—	0.850	—	—	—	0.890	0.820	0.820	—	—	—
Babylon Bank	BBAY	0.980	0.970	0.980	1.000	—	—	—	—	0.900	0.820	0.800	0.810
Economy Bank	BEFI	1.340	1.500	1.370	1.320	1.360	—	—	—	1.290	1.240	1.240	1.490
Gulf Commercial Bank	BGUC	1.060	1.140	1.100	0.980	1.010	—	—	—	—	—	—	—
Mosul Bank For Investment	BMFI	1.390	1.230	1.480	1.300	1.350	—	—	—	—	—	—	—
Union Bank of Iraq	BUOI	1.000	0.960	1.040	1.060	1.050	—	—	—	—	—	—	—
North Bank	BNOR	—	—	2.970	2.910	2.800	—	—	—	—	1.830	1.860	2.010
Kurdistan International Bank	BKUI	1.500	1.380	1.650	1.800	1.690	3.300	2.900	2.500	—	—	—	—
Ashur International Bank	BASH	0.970	0.970	1.000	1.000	0.990	0.990	—	—	—	—	—	—
Mansour Bank	BMNS	1.660	1.570	1.750	—	—	—	—	1.390	1.400	1.330	1.280	1.290
united Bank For Invistment	BUND	2.300	2.750	2.680	2.710	2.960	3.560	—	—	—	2.340	1.990	2.690
Dijlah & Furat Bank	BDFD	0.910	0.900	0.900	0.900	0.850	—	—	—	—	—	—	—
Elaf Islamic Bank	BELF	—	—	—	—	—	—	—	—	—	—	0.920	0.970
Al- Warka Investment Bank	BWAI	—	—	—	—	—	—	—	—	—	—	—	—
Insurance Sector													
Al-Ameen for Insurance	NAME	1.300	1.370	1.650	1.710	2.740	2.950	—	—	—	—	1.400	1.220
Dar Al-Salam for Insurance	NDSA	5.250	5.050	5.200	5.100	4.900	4.650	—	—	3.340	3.650	3.480	3.300
AHliya For Insurance	NAHF	1.330	1.350	1.700	1.660	1.640	1.370	—	—	—	—	—	0.890
Al-Hamraa for Insurance	NHAM	—	—	1.500	2.250	2.200	2.200	—	—	—	—	—	—
Gulf Insurance	NGIR	—	—	—	—	—	1.270	1.070	0.990	0.890	0.780	0.750	0.740

Monthly Closing Prices For The listed Companies 2011 (ID)

COMPANY NAMES	Code	Jan	Feb	Mar	Apr	May	June	July	Aug	Sep	Oct	Nov	Dec
Investment Sector													
Al-Khair for Financial Investment	VKHF	0.430	0.500	0.530	0.570	0.660	0.720	0.600	0.520	0.550	0.550	0.600	0.560
Al-Ameen for Financial Investment	VAMF	0.880	—	0.850	0.730	0.730	—	—	0.730	—	0.660	—	—
Al-Ayaam for Financial Investment	VAYF	—	—	—	—	—	—	0.810	—	—	—	—	—
AL-Wiaam for Financial Investment	VWIF	—	1.800	1.700	2.550	2.810	—	—	—	—	1.300	1.320	1.600
Mesopotamia Investment	VMES	0.900	—	—	—	—	—	0.860	—	—	—	—	0.860
Al-Qum'a for Finanical Investment	VQUF	0.810	—	—	1.620	1.400	2.660	2.390	—	2.200	—	—	—
Al-Khaima for Finanical Investment	VKHA	—	—	—	—	1.000	—	1.000	1.000	1.000	—	—	—
Al-Zawraa for Finanical Investment	VZAF	1.050	1.100	1.050	1.050	0.920	0.920	—	1.000	1.000	1.140	1.140	1.150
AL- Batek Investment	VBAT	0.920	—	—	—	—	—	—	—	0.900	0.900	—	—
Services Sector													
Kharkh Tour Amuzement City	SKTA	14.000	14.250	14.250	18.400	13.000	12.000	10.500	11.100	14.190	14.240	15.400	15.000
Al-Mosul for Funfairs	SMOF	28.220	27.150	27.000	32.000	29.100	26.000	25.250	29.250	27.750	26.800	26.750	26.750
Mamoura Realestate	SMRI	2.470	3.030	3.040	3.500	3.720	4.420	4.790	5.000	4.990	4.040	3.310	3.290
Al-Ameen Estate Investment	SAEI	3.600	3.700	3.350	3.200	2.860	3.100	2.790	2.790	2.400	3.250	—	3.250
AL-Nukhba for Construction	SNUC	3.600	3.750	4.200	3.700	3.600	4.500	—	—	3.100	3.030	2.950	2.900
Iraqi Land Transport	SILT	—	—	—	7.770	7.140	7.250	7.010	6.750	6.420	5.790	5.030	5.350
Iraq Baghdad For General Transportation	SBPT	26.000	25.890	24.000	26.500	29.000	30.000	35.000	—	—	38.500	38.000	76.410
AL-Badia for General Trans	SBAG	—	13.500	13.300	13.650	14.000	13.700	14.000	13.700	13.100	15.250	9.400	9.750
Baghdad Motor Cars Servicing	SBMC	2.050	1.990	1.950	1.800	1.750	1.850	1.820	1.650	—	—	—	—
Iraqi for General Transportation	SIGT	—	—	—	—	—	—	—	—	—	—	—	—
Industry Sector													
Nineveh Food Industries	INFI	1.050	1.050	1.040	0.950	0.930	0.950	0.970	0.900	—	—	—	—
Al-Mansour Pharmaceuticals Industries	IMAP	3.850	3.960	4.200	—	—	—	—	—	—	2.820	2.660	2.820
Iraqi For Tufted Carpets	IITC	4.950	4.740	4.510	4.800	4.780	4.650	4.450	4.430	4.550	4.650	5.000	5.000
North Soft Drinks	INSD	0.730	0.700	0.700	0.740	0.710	0.680	0.670	0.640	0.590	0.520	0.440	5.700
Baghdad for Packing Materials	IBPM	9.260	9.500	9.000	17.500	—	—	—	—	—	—	—	6.900
Modern Chemical Industries	IMCI	—	—	—	55.000	55.000	55.000	—	—	55.000	60.000	—	—
Baghdad Soft Drinks	IBSD	1.300	1.530	1.810	1.850	1.660	1.650	1.720	2.050	2.000	1.670	1.500	1.540
Iraqi Date Processing and Marketing	IIDP	—	—	—	—	—	—	—	—	—	—	1.420	1.480
Al -HiLal Industries	IHLI	1.320	1.270	1.240	1.200	1.220	1.180	1.350	1.180	—	—	—	—
The Light Industries	ITLI	1.310	1.270	1.250	1.210	1.200	1.170	1.190	1.140	—	—	—	—
National Chemical &Plastic Industries	INCP	4.500	5.000	4.600	4.600	4.560	4.490	4.290	4.400	4.150	3.990	—	—
ELectronic Industries	IELI	—	—	—	—	—	—	3.800	2.480	—	—	—	—

Monthly Closing Prices For The listed Companies 2011 (ID)

COMPANY NAMES	Code	Jan	Feb	Mar	Apr	May	June	July	Aug	Sep	Oct	Nov	Dec
AL- Kindi of Veterinary Vaccines	IKLV	2.950	3.000	2.950	2.920	3.070	3.350	4.550	4.430	—	—	4.000	4.110
Fallujah for Construction Materials	IFCM	3.450	3.170	3.100	2.850	2.950	3.000	3.310	3.500	3.620	—	2.850	—
Iraqi Engineering Works	IIEW	3.750	3.830	3.500	3.510	3.140	3.190	3.250	3.150	3.100	2.850	2.500	3.000
Al -Khazer Construction Materials	IKHC	2.800	2.700	2.800	2.750	2.600	2.700	2.700	2.700	2.650	2.500	1.950	2.100
Kirkuk For Producing	IKFP	2.600	2.500	2.350	2.250	2.170	1.990	1.850	1.710	—	1.790	—	1.850
Modern Paint Industries	IMPI	4.550	5.050	5.000	5.010	4.830	4.520	4.240	3.680	—	—	—	2.750
Metallic Industries and Bicycles	IMIB	2.780	2.650	2.650	2.500	2.390	2.450	2.300	2.110	—	—	1.970	1.890
Ready Made Clothes	IRMC	3.250	3.120	3.250	3.420	3.680	3.610	3.450	4.000	5.000	4.700	4.910	6.400
Iraqi Carton Manufacturies	IICM	1.500	1.510	1.500	1.470	1.400	1.340	1.210	1.220	1.250	1.190	1.060	1.170
Modern Constrcution Materials	IMCM	1.500	1.340	1.150	1.050	1.000	1.000	0.980	—	—	—	—	—
Household Furniture Industry	IHFI	1.690	1.580	1.550	1.450	1.400	1.400	1.420	1.440	1.490	1.420	1.410	1.410
Eastern Brewery	IEAB	—	—	—	—	—	—	—	—	—	—	—	—
Modern Sewing	IMOS	—	—	—	—	—	—	—	—	—	—	—	—
Hotels Sector													
Palestine Hotel	HPAL	20.150	19.500	19.700	19.400	19.960	18.880	17.900	17.450	—	—	—	—
Ishtar Hotels	HISH	35.000	36.250	35.250	35.000	34.500	35.300	34.260	—	—	—	—	—
Babylon Hotel	HBAY	39.750	41.500	42.500	40.000	40.000	39.900	40.000	43.350	38.900	37.000	35.650	34.000
Baghdad Hotel	HBAG	20.000	20.500	19.200	19.250	18.250	18.100	18.000	19.000	19.000	21.010	—	—
National for Tourist Investment	HNTI	20.000	20.000	21.600	21.050	22.500	24.600	24.430	—	—	18.250	17.950	17.170
Ashour Hotel	HASH	14.500	13.000	13.400	12.980	15.100	13.900	16.000	15.400	14.000	13.750	13.000	13.500
Tourist Village of Mosul dam	HTVM	36.000	33.000	34.000	33.000	34.000	30.600	39.000	35.500	33.000	32.750	—	32.100
Karbala Hotels	HKAR	5.800	5.500	5.620	5.500	5.610	5.490	5.550	5.500	5.410	5.150	5.000	4.750
Mansour Hotel	HMAN	38.000	37.000	39.000	42.250	42.000	43.500	42.000	40.020	36.450	36.500	36.850	34.450
Al-Sadeer Hotel	HSAD	46.000	43.500	44.500	44.750	48.000	45.000	51.800	70.000	59.000	36.250	34.000	32.300
Agriculture Sector													
Modern for Animal Production	AMAP	1.200	1.200	1.400	1.500	1.450	1.500	1.660	—	—	—	—	—
Al-Ahlyia for Agricultural	AAHP	1.110	0.950	0.900	0.900	0.830	0.830	0.880	0.800	0.930	0.840	0.840	0.840
Middle East for Production- Fish	AMEF	19.000	21.100	21.600	23.000	19.200	23.000	25.000	25.000	25.000	25.000	25.000	25.500
Iraqi for Seed Production	AISP	3.380	3.360	—	—	—	3.650	3.660	3.650	4.700	4.300	4.160	4.200
Iraqi Products Marketing Meat	AIPM	8.500	7.390	7.050	7.050	7.050	7.150	7.250	7.650	7.820	8.000	7.800	8.090
Iraqi Agricultural Products	AIRP	4.850	5.250	5.050	5.150	6.450	6.750	6.950	7.000	7.650	7.510	7.000	6.500

Turnover Ratio for Listed Companies in Iraq Stock Exchange for the Year 2011

COMPANY NAMES		Subscribed Shares	Shares Traded	Turnover Ratio
Banks Sector				
1	Commercial Bank of Iraq	100,000,000,000	19,403,640,156	19.40
2	Bank of Baghdad	112,900,000,000	11,295,428,791	10.00
3	Iraqi Islamic Bank	51,192,000,000	40,749,275,756	79.60
4	Iraqi Middle East Investment Bank	100,000,000,000	62,693,322,163	62.69
5	Investment Bank of Iraq	100,000,000,000	29,293,540,033	29.29
6	National Bank of Iraq	100,000,000,000	1,396,898,506	1.40
7	Credit Bank	100,000,000,000	6,416,251,439	6.42
8	Dar es salam Investment Bank	105,800,000,000	926,805,706	0.88
9	Sumer Commerical Bank	100,000,000,000	1,876,881,984	1.88
10	Babylon Bank	100,000,000,000	7,084,567,842	7.08
11	Economy Bank	100,000,000,000	23,234,987,174	23.23
12	Gulf Commercial Bank	56,990,000,000	14,809,007,691	25.99
13	Al- Warka Investment Bank	75,000,000,000	—	—
14	Mosul Bank For Investment	50,000,000,000	10,795,425,124	21.59
15	Union Bank of Iraq	50,000,000,000	1,694,098,368	3.39
16	North Bank	175,000,000,000	24,315,844,329	13.89
17	Kurdistan International Bank	100,000,000,000	3,393,601,527	3.39
18	Ashur International Bank	66,700,000,000	3,829,934,328	5.74
19	Mansour Bank	100,000,000,000	7,161,228,051	7.16
20	united Bank For Invistment	200,000,000,000	116,694,130,326	58.35
21	Dijlah & Furat Bank	50,000,000,000	1,710,165,438	3.42
22	Elaf Islamic Bank	100,000,000,000	384,248,789	0.38
Insurance Sector				
1	Al-Ameen for Insurance	2,000,000,000	233,121,151	11.66
2	Dar Al-Salam for Insurance	2,420,000,000	1,445,380,007	59.73
3	AHliya For Insurance	2,500,000,000	385,991,521	15.44
4	Al-Hamraa for Insurance	1,500,000,000	58,970,000	3.93
5	Gulf Insurance and Reinsurance	2,000,000,000	1,689,079,394	84.45
Investment Sector				
1	Al-Khair for Financial Investment	7,000,000,000	1,039,125,595	14.84
2	Al-Ameen for Financial Investment	750,000,000	7,732,440	1.03
3	Al-AYaam for Financial Investment	400,000,000	588,583	0.15
4	AL-Wiaam for Financial Investment	2,000,000,000	440,186,094	22.01
5	Mesopotamia Investment	1,000,000,000	54,348,049	5.43
6	Al-Qum'a for Finanical Investment	1,000,000,000	886,495,539	88.65
7	Al-Khaima for Finanical Investment	400,000,000	20,265,172	5.07
8	Al-Zawraa for Finanical Investment	1,000,000,000	333,442,379	33.34
9	AL- Batek Investment	1,000,000,000	1,384,601	0.14
Services Sector				
1	Kharkh Tour Amuzement City	175,000,000	41,635,342	23.79
2	Al-Mosul for Funfairs	229,500,000	33,083,847	14.42
3	Mamoura Realestate	11,726,550,000	6,076,708,058	51.82
4	Al-Ameen Estate Investment	6,960,000,000	151,813,950	2.18
5	AL-Nukhba for Construction	2,000,000,000	195,114,142	9.76
6	Iraqi Land Transport	10,000,000,000	2,988,766,128	29.89
7	Iraq Baghdad For General Transportation	160,000,000	16,768,492	10.48
8	AL-Badia for General Trans	1,350,000,000	237,245,386	17.57
9	Baghdad Motor Cars Servicing	1,080,000,000	228,088,533	21.12
10	Iraqi for General Transportation	1,500,000,000	—	—

Turnover Ratio for Listed Companies in Iraq Stock Exchange for the Year 2011

COMPANY NAMES		Subscribed Shares	Shares Traded	Turnover Ratio
Industry Sector				
1	Nineveh Food Industries	3,600,000,000	123,103,325	3.42
2	Al-Mansour Pharmaceuticals Industries	3,234,633,675	919,069,226	28.41
3	Modern Sewing	1,800,000,000	—	—
4	Iraqi For Tufted Carpets	500,000,000	81,042,559	16.21
5	North Soft Drinks	31,875,000,000	16,867,913,159	52.92
6	Eastern Brewery	8,845,200,000	—	—
7	Baghdad for Packing Materials	540,000,000	47,851,767	8.86
8	Modern Chemical Industries	75,000,000	641,661	0.86
9	Baghdad Soft Drinks	125,000,000,000	48,540,149,601	38.83
10	Iraqi Date Processing and Marketing	15,000,000,000	3,188,497,044	21.26
11	Al -HiLal Industries	12,375,000,000	2,471,698,008	19.97
12	The Light Industries	16,800,000,000	2,639,079,789	15.71
13	National Chemical &Plastic Industries	7,593,750,000	698,084,060	9.19
14	ELECTronic Industries	18,000,000,000	369,032,711	2.05
15	AL- Kindi of Veterinary Vaccines	2,400,000,000	1,172,562,370	48.86
16	Fallujah for Construction Materials	1,080,000,000	801,956,868	74.26
17	Iraqi Engineering Works	1,000,000,000	87,976,870	8.80
18	Al -Khazer Construction Materials	1,000,000,000	56,534,204	5.65
19	Kirkuk For Producing	744,000,000	694,707,731	93.37
20	Modern Paint Industries	9,213,750,000	707,439,615	7.68
21	Metallic Industries and Bicycles	5,000,000,000	371,309,713	7.43
22	Ready Made Clothes	1,350,005,049	1,013,207,731	75.05
23	Iraqi Carton Manufacturies	7,590,000,000	2,639,640,772	34.78
24	Modern Constrcution Materials	3,747,306,954	148,535,308	3.96
25	Household Furniture Industry	1,260,000,000	159,588,901	12.67
Tourism&Hotels Sector				
1	Palestine Hotel	4,470,000,000	256,520,778	5.74
2	Ishtar Hotels	1,500,000,000	115,104,042	7.67
3	Babylon Hotel	1,350,000,000	220,688,934	16.35
4	Baghdad Hotel	1,922,400,000	101,540,014	5.28
5	National for Tourist Investment	3,553,950,000	157,720,055	4.44
6	Ashour Hotel	376,368,526	217,022,168	57.66
7	Tourist Village of Mosul dam	40,000,000	35,037,325	87.59
8	Karbala Hotels	1,620,000,000	253,950,620	15.68
9	Mansour Hotel	2,923,200,000	325,801,304	11.15
10	Al-Sadeer Hotel	708,000,000	23,043,858	3.25
Agricultur Sector				
1	Modern for Animal Production	540,000,000	105,122,479	19.47
2	Al-Ahlyia for Agricultural Production	575,000,000	43,088,139	7.49
3	Middle East for Production- Fish	300,000,000	37,098,527	12.37
4	Iraqi for Seed Production	3,140,000,000	448,432,436	14.28
5	Iraqi Products Marketing Meat	3,750,000,000	495,353,568	13.21
6	Iraqi Agricultural Products	360,000,000	11,792,187	3.28

Market Capitalization for the Listed Companies in ISX , 2010

	COMPANY NAMES	Subscribed Shares	Closing Price	Market Capitalization
BANKS SECTOR				
1	Commercial Bank of Iraq	100,000	1.270	127000
2	Bank of Baghdad	112,900	3.480	392892
3	Iraqi Islamic Bank	51,192	1.010	51704
4	Iraqi Middle East Investment Bank	100,000	1.920	192000
5	Investment Bank of Iraq	100,000	0.950	95000
6	National Bank of Iraq	100,000	0.850	85000
7	Credit Bank	100,000	3.600	360000
8	Dar es salam Investment Bank	105,800	4.250	449650
9	Sumer Commerical Bank	100,000	0.820	82000
10	Babylon Bank	100,000	0.810	81000
11	Economy Bank	100,000	1.490	149000
12	Gulf Commercial Bank	56,990	1.010	57560
13	Al- Warka Investment Bank	75,000	1.260	94,500
14	Mosul Bank For Investment	50,000	1.350	67500
15	Union Bank of Iraq	50,000	1.050	52500
16	North Bank	175,000	2.010	351750
17	Kurdistan International Bank	100,000	2.500	250000
18	Ashur International Bank	66,700	0.990	66033
19	Mansour Bank	100,000	1.290	129000
20	united Bank For Invistment	200,000	2.690	538000
21	Dijlah & Furat Bank	50,000	0.850	42500
22	Elaf Islamic Bank	100,000	0.970	97000
INSURANCE SECTOR				
1	Al-Ameen for Insurance	2,000	1.220	2440
2	Dar Al-Salam for Insurance	2,420	3.300	7986
3	AHliya For Insurance	2,500	0.890	2225
4	Al-Hamraa for Insurance	1,500	2.200	3300
5	Gulf Insurance	2,000	0.740	1480
INVESTMENT SECTOR				
1	Al-Khair for Financial Investment	7,000	0.560	3920
2	Al-Ameen for Financial Investment	750	0.660	495
3	Al-Ayaam for Financial Investment	400	0.810	324
4	AL-Wiaam for Financial Investment	2,000	1.600	3200
5	Mesopotamia Investment	1,000	0.860	860
6	Al-Qum'a for Finanical Investment	1,000	2.200	2200
7	Al-Khaima for Finanical Investment	400	1.000	400
8	Al-Zawraa for Finanical Investment	1,000	1.150	1150
9	AL- Batek Investment	1,000	0.900	900
SERVICES SECTOR				
1	Kharkh Tour Amuzement City	175	15.000	2625
2	Al-Mosul for Funfairs	229	26.500	6069
3	Mamoura Realestate	11,726	3.290	38579
4	Al-Ameen Estate Investment	6,960	3.250	22620
5	AL-Nukhba for Construction	2,000	2.900	5800
6	Iraqi Land Transport	10,000	5.350	53500
7	Iraq Baghdad For General Transportati	160	76.410	12226
8	AL-Badia for General Trans	1,350	9.750	13163
9	Baghdad Motor Cars Servicing	1,080	1.650	1782
10	Iraqi for General Transportation	1,500	8.000	12000

Market Capitalization for the Listed Companies in ISX , 2010

	COMPANY NAMES	Subscribed Shares	Closing Price	Market Capitalization
INDUSTRY SECTOR				
1	Nineveh Food Industries	3,600	0.900	3240
2	Al-Mansour Pharmaceuticals Industries	3,234	2.820	9120
3	Modern Sewing	1,800	0.740	1332
4	Iraqi For Tufted Carpets	500	5.000	2500
5	North Soft Drinks	31,875	0.570	18169
6	Eastern Brewery	8,845	0.770	6811
7	Baghdad for Packing Materials	540	6.900	3726
8	Modern Chemical Industries	75	60.000	4500
9	Baghdad Soft Drinks	125,000	1.540	192500
10	Iraqi Date Processing and Marketing	15,000	1.480	22200
11	Al -HiLal Industries	12,375	1.180	14603
12	The Light Industries	16,800	1.140	19152
13	National Chemical & Plastic Industries	7,593	3.990	30296
14	ELectronic Industries	18,000	2.480	44640
15	AL- Kindi of Veterinary Vaccines	2,400	4.110	9864
16	Fallujah for Construction Materials	1,080	3.620	3910
17	Iraqi Engineering Works	1,000	3.000	3000
18	Al -Khazer Construction Materials	1,000	2.100	2100
19	Kirkuk For Producing	744	1.850	1376
20	Modern Paint Industries	9,213	2.750	25336
21	Metallic Industries and Bicycles	5,000	1.890	9450
22	Ready Made Clothes	1,350	6.400	8640
23	Iraqi Carton Manufacturies	7,590	1.170	8880
24	Modern Constrcution Materials	3,747	0.980	3672
25	Household Furniture Industry	1,260	1.410	1777
TOURISM&HOTELS SECTOR				
1	Palestine Hotel	4,470	17.450	78002
2	Ishtar Hotels	1,500	34.260	51390
3	Babylon Hotel	1,350	34.000	45900
4	Baghdad Hotel	1,922	21.010	40381
5	National for Tourist Investment	3,553	17.170	61005
6	Ashour Hotel	376	13.500	5076
	Tourist Village of Mosul dam	40	32.100	1284
7	Karbala Hotels	1,620	4.750	7695
8	Mansour Hotel	2,923	34.250	100113
9	Al-Sadeer Hotel	708	32.300	22868
AGRICULTUR SECTOR				
1	Modern for Animal Production	540	1.660	896
2	Al-Ahlyia for Agricultural	575	0.840	483
3	Middle East for Production- Fish	300	25.500	7650
4	Iraqi for Seed Production	3,140	4.200	13188
5	Iraqi Products Marketing Meat	3,750	8.090	30338
6	Iraqi Agricultural Products	360	6.500	2340

Monthly Market Capitalization by Sectors for 2011 (Million Dinar)

Months	Banks	Insurance	Investment	Services	Industry	Tourism&Hotels	Agriculture	TOTAL
January	2766589	18546	11075	147593	426712	449703	47367	3867584
February	2919744	18206	11390	161096	460140	446133	43847	4060555
March	3180679	19344	11378	158847	490010	455725	42729	4358712
April	3178884	20248	13653	192952	495554	458499	43239	4403029
May	3265943	20733	14323	187055	467688	464911	42500	4463153
June	3656567	21086	16003	198452	461622	468125	48891	4870745
July	3679829	20686	14777	198971	497558	463311	50084	4925216
August	3723079	20526	14297	199266	505951	474396	51525	4989040
September	3893162	18179	14297	191522	497545	449393	55768	5119864
October	3673230	18709	12769	183112	465727	430432	55085	4839064
November	3576643	18088	13159	159006	447412	426449	53712	4694469
December	3811589	17431	13449	168362	450793	413714	54895	4930232

Monthly Companies Capitals by Sectors for 2011 (Million Dinar)

Months	Banks	Insurance	Investment	Services	Industry	Tourism&Hotels	Agriculture	TOTAL
January	1543902	7208	14050	27668	257221	17664	7525	1875238
February	1577902	7208	14050	28118	257221	17664	7525	1909688
March	1617902	7208	14050	28118	257221	17664	7525	1949688
April	1617902	7208	14050	34718	257221	17664	7525	1956288
May	1617902	7208	14050	34780	257221	17664	7525	1956350
June	1657902	8208	14050	34780	257221	17664	8665	1998490
July	1672902	8208	14050	34780	263221	17664	8665	2019490
August	1747902	8208	14050	34780	263221	17664	8665	2094490
September	1893582	8428	14050	35180	263221	17664	8665	2240790
October	2018582	8428	14550	35180	278956	18422	8665	2382783
November	2018582	9428	14550	35180	279351	18422	8665	2384178
December	2093582	10420	14550	35180	279621	18462	8665	2460480

Increasing in Companies Capital which its Listed in ISX 2011

NO.	Company Name	Certification Date	Previous Capital (million)	Capital (million)	remarks	increasing ratio%
1	National Bank Of Iraq	13/07/2011	50000	100000	subscription	100%
2	Al-Mansour Bank	18/07/2011	75000	100000	subscription spilt shares	20.48192% 10.666667%
3	Sumer Commerical Bank	26/06/2011	85000	100000	subscription	17.647%
4	Sumer Commerical Bank	—	100000	105000	subscription	5%
5	Babylon Bank	03/08/2011	50000	100000	subscription spilt shares	84.557% 15.443%
6	Gulf Commercial Bank	30/10/2011	56990	103950	Fourth /56) spilt shares	69.31% 6.16%
7	Mosul Bank	28/08/2011	50000	75000	subscription spilt shares	28.1% 21.9%
8	Dar es salam Bank	03/08/2011	72000	100000	subscription	46.9%
9	Economy Bank	21/08/2011	76000	100000	subscription spilt shares	18% 13%
10	North Bank	21/09/2011	125000	175000	subscription spilt shares (Third/55)	20% 18.966% 0.034%
11	Dijlah & Furat Bank	—	50000	100000	subscription	100%
12	United Bank	11/09/2011	150000	200000	subscription spilt shares	13.33333% 20%
13	Union Bank Of Iraq	16/06/2011	50000	59800	spilt shares	19.60%
14	Ashur International Bank	—	66700	100000	spilt shares subscription	10% 36.295%
15	Investment Bank of Iraq	07/09/2011	75020	100000	subscription spilt shares	18.635% 14.662%
16	Iraqi Islamic Bank	14/12/2011	51192	102384	subscription	100%
17	Bank Of Baghdad	07/09/2011	100000	112900	spilt shares	12.9%
18	Kurdistan International Bank	14/12/2011	100000	150000	subscription spilt shares spilt shares	50% — —
19	Elaf Islamic Bank	28/09/2011	50000	100000	subscription spilt shares	76.7% 23.3%
20	Al-Ameen for Insurance	04/10/2011	1000	2000	subscription spilt shares	40% 60%
21	Dar Al-Salam for Insurance	16/08/2011	2200	2420	spilt shares	10%
22	AHliya For Insurance	23/11/2011	1508	2500	subscription spilt shares	53.5% 8%
23	Al-Hamraa for Insurance	—	1500	2000	subscription spilt shares	13.55555% 20%
24	AL-Wiaam for Financial Investmen	11/09/2011	1500	2000	subscription spilt shares	29.333% 4%
25	Kharkh Tour Amuzement City	18/05/2011	113	175	spilt shares	53.711%
26	AL-Nukhba for Construction	15/08/2011	1600	2000	spilt shares	25%
27	AL-Badia for General Trans	—	1350	1800	spilt shares	33%

Increasing in Companies Capital which its Listed in ISX 2011

NO.	Company Name	Certification	Previous	Capital	remarks	increasing ratio%
28	Al-Mansour Pharmaceuticals Indus	19/09/2011	2499	3234	subscription spilt shares	18% 9%
29	Baghdad for Packing Materials	02/10/2011	270	540	subscription	100%
30	ELectronic Industries	12/07/2011	12000	18000	spilt shares	50%
31	Modern Constrcution Materials Ind	11/12/2011	3747	5620	subscription	50%
32	Ready Made Clothes	27/10/2011	955	1350	spilt shares	41.214%
33	Fallujah for Construction Materials	—	1080	2160	subscription	100%
34	National Chemical Industries	—	7593	15187	subscription	100%
35	AL- Kindi of Veterinary Vaccines	—	2400	3600	spilt shares (Third/55)	50%
36	National for Tourist Investment	11/10/2011	2755	3553	spilt shares	29%
37	Baghdad Hotel	—	1922	3844	subscription	100%
38	AL-Sadeer Hotel	04/12/2011	708	1239	spilt shares	75%
39	Modern for Animal Production	21/12/2011	540	1800	subscription spilt shares	200% 11.111%
40	Iraqi for Seed Production	21/04/2011	2000	3140	spilt shares	57%

General Assembly Meetings Decisions for Listed Companies in ISX 2011

No.	Company Name	Meeting Date	Decisions	increasing Ratio	Profits Ratio	Certification Date	Previous Capital (million)	Current Capital (million)
1	Ready Made Clothes	10/01/2011	Election New Administration Council	—	—	—	955	955
2	Middle East for Production- Fish	12/01/2011	Election New Administration Council	—	—	—	300	300
3	Baghdad for Packing Materials	18/01/2011	Election New Administration Council	—	—	—	270	270
4	Al- Warka Investment Bank	19/01/2011	Increasing in company Capital (subscription) Election New Administration Council	—	—	—	105	250
5	Iraqi for Seed Production	13/02/2011	Discussion Financial Statements as 31/12/2010 Cash Dividend Increasing in company Capital (Spilt Shares) Election New Administration Council	57%	Profit round	21/04/2011	2000	3140
6	National Bank Of Iraq	15/02/2011	Increasing in company Capital (subscription) Election New Administration Council	100%	—	13/07/2011	50000	100000
7	Al-Qum'a for Finanical Investment	27/02/2011	Discussion Financial Statements as 31/12/2008 and 2009	—	—	—	1000	1000
8	Iraqi Agricultural Products	06/03/2011	Discussion Financial Statements as 31/12/2010 Cash Dividend	—	16%	—	360	360
9	Baghdad Soft Drinks	14/03/2011	Election New Administration Council	—	—	—	125000	125000
10	Baghdad Motor Cars Servicing	16/03/2011	Discussion Financial Statements as 31/12/2009	—	—	—	1080	1080
11	Al-Mansour Bank	20/03/2011	Discussion Financial Statements as 31/12/2010 Cash Dividend Increasing in company Capital (subscription) Increasing in company Capital (Spilt Shares)	20.48192% 10.666667%	Profit round	18/07/2011	75000	100000
12	Al-Ahlyia for Agricultural Production	22/03/2011	Discussion Financial Statements as 31/12/2010	—	—	—	575	575
13	Al-Mansour Pharmaceuticals Industries	26/03/2011	Discussion Financial Statements as 31/12/2010 Increasing in company Capital (subscription) Increasing in company Capital (Spilt Shares)	18% 9%	—	19/09/2011	2499	3234
14	Middle East Investment Bank	31/03/2011	Discussion Financial Statements as 31/12/2010 Cash Dividend	—	Profit round	—	100000	100000
15	Sumer Commerical Bank	03/04/2011	Increasing in company Capital (subscription)	17.647%	—	26/06/2011	85000	100000
16	Babylon Bank	13/04/2011	Discussion Financial Statements as 31/12/2010 Cash Dividend Increasing in company Capital (subscription) Increasing in company Capital (Spilt Shares)	84.557% 15.443%	—	03/08/2011	50000	100000
17	Al-AYaam for Financial Investment	16/04/2011	Discussion Financial Statements as 31/12/2010	—	—	—	400	400
18	Al-Khaima for Finanical Investment	23/04/2011	Discussion Financial Statements as 31/12/2010	—	—	—	400	400

General Assembly Meetings Decisions for Listed Companies in ISX 2011

No.	Company Name	Meeting Date	Decisions	increasing Ratio	Profits Ratio	Certification Date	Previous Capital (million)	Current Capital (million)
19	ELectronic Industries	24/04/2011	Discussion Financial Statements as 31/12/2010 Increasing in company Capital (Spilt Shares)	50%	—	12/07/2011	12000	18000
20	Baghdad for Packing Materials	27/04/2011	Discussion Financial Statements as 31/12/2008 and 2009 Increasing in company Capital (subscription) Election New Administration Council	100%	—	02/10/2011	270	540
21	Kharkh Tour Amuzement City	30/04/2011	Discussion Financial Statements as 31/12/2010 Cash Dividend Increasing in company Capital (Spilt Shares)	53.711%	Profit round	18/05/2011	113	175
22	Dar es salam Investment Bank	09/05/2011	Increasing in company Capital (subscription)	46.9%	—	03/08/2011	72000	105800
23	Mamoura Realestate Investment	16/05/2011	Discussion Financial Statements as 31/12/2010 Cash Dividend	—	Profit round	—	11726	11726
24	Tourist Village of Mosul dam	18/05/2011	Discussion Financial Statements as 31/12/2010	—	—	—	40	40
25	Al- Mosul Bank	22/05/2011	Discussion Financial Statements as 31/12/2010 Cash Dividend Increasing in company Capital (subscription) Increasing in company Capital (Spilt Shares) Discussion Union Bank merge with Al-Mousil Bank	28.1% 21.9%	Profit round	28/08/2011	50000	75000
26	Union Bank Of Iraq	25/05/2011	Discussion Financial Statements as 31/12/2010 Cash Dividend Increasing in company Capital (Spilt Shares) Merge the bank with Al-Mousil Bank	19.60%	Profit round	16/06/2011	50000	59800
27	Dijlah & Furat Bank	26/05/2011	Discussion Financial Statements as 31/12/2010 Cash Dividend Increasing in company Capital (subscription) Election New Administration Council	100%	7%	—	50000	100000
28	North Bank	28/05/2011	Discussion Financial Statements as 31/12/2010 Increasing in company Capital (subscription) Increasing in company Capital (Spilt Shares) Increasing in company Capital (55/Third) Companies Law	20% 18.966% 0.034%	—	21/09/2011	125000	175000
29	Ashour Hotel	28/05/2011	Discussion Financial Statements as 31/12/2010	—	—	—	376	376
30	Investment Bank of Iraq	29/05/2011	Discussion Financial Statements as 31/12/2010 Increasing in company Capital (subscription) Increasing in company Capital (Spilt Shares)	18.635% 14.662%	—	07/09/2011	75020	100000
31	Economy Bank	31/05/2011	Discussion Financial Statements as 31/12/2010 Cash Dividend Increasing in company Capital (subscription) Increasing in company Capital (Spilt Shares)	18% 13%	—	—	76000	100000

General Assembly Meetings Decisions for Listed Companies in ISX 2011

No.	Company Name	Meeting Date	Decisions	increasing Ratio	Profits Ratio	Certification Date	Previous Capital (million)	Current Capital (million)
32	Iraqi for General Transportation	01/06/2011	Discussion Company state	—	—	—	1500	1500
33	AL-Wiaam for Financial Investment	07/06/2011	Discussion Financial Statements as 31/12/2010 Increasing in company Capital (subscription) Increasing in company Capital (Spilt Shares)	29.333% 4%	—	11/09/2011	1500	2000
34	Baghdad Soft Drinks	09/06/2011	Discussion Financial Statements as 31/12/2010 Cash Dividend Election New Administration Council	—	Profit round	—	125000	125000
35	Iraqi For Tufted Carpets	12/06/2011	Discussion Financial Statements as 31/12/2010 Cash Dividend	—	25%	—	500	500
36	Al-Ameen for Insurance	13/06/2011	Discussion Financial Statements as 31/12/2010 Increasing in company Capital (subscription) Increasing in company Capital (Spilt Shares)	40% 60%	—	04/10/2011	1000	2000
37	United Bank	15/06/2011	Discussion Financial Statements as 31/12/2010 Cash Dividend Increasing in company Capital (subscription) Increasing in company Capital (Spilt Shares)	13.33333% 20%	Profit round	11/09/2011	150000	200000
38	Elaf Islamic Bank	18/06/2011	Discussion Financial Statements as 31/12/2010 Increasing in company Capital (subscription) Increasing in company Capital (Spilt Shares)	76.7% 23.3%	—	28/09/2011	50000	100000
39	ELectronic Industries	20/06/2011	Discussion Financial Statements as 31/12/2010	—	—	—	18000	18000
40	Ashur International Bank	22/06/2011	Discussion Financial Statements as 31/12/2010 Cash Dividend Increasing in company Capital (subscription) Increasing in company Capital (Spilt Shares)	36.295% 10%	—	—	66700	100000
41	Al-Zawraa for Finanical Investment	26/06/2011	Discussion Financial Statements as 31/12/2010 Cash Dividend	—	Profit round	—	1000	1000
42	Dar Al-Salam for Insurance	27/06/2011	Discussion Financial Statements as 31/12/2010 Increasing in company Capital (Spilt Shares)	10%	—	16/08/2011	2200	2420
43	Al-Ameen Estate Investment	29/06/2011	Discussion Financial Statements as 31/12/2010	—	—	—	6960	6960
44	Credit Bank Of Iraq	03/07/2011	Discussion Financial Statements as 31/12/2010 Take decision concern profits in Profits accounts	—	—	—	100000	100000
45	AL-Nukhba for Construction	04/07/2011	Discussion Financial Statements as 31/12/2010 Cash Dividend Increasing in company Capital (Spilt Shares)	25%	Profit round	15/08/2011	1600	2000

General Assembly Meetings Decisions for Listed Companies in ISX 2011

No.	Company Name	Meeting Date	Decisions	increasing Ratio	Profits Ratio	Certification Date	Previous Capital (million)	Current Capital (million)
46	AHliya For Insurance	06/07/2011	Discussion Financial Statements as 31/12/2010 Cash Dividend Increasing in company Capital (subscription) Increasing in company Capital (Spilt Shares)	53.5% 8%	Profit round	23/11/2011	1508	2500
47	Bank Of Baghdad	10/07/2011	Discussion Financial Statements as 31/12/2010 Increasing in company Capital (Spilt Shares)	12.9%	—	07/09/2011	100000	112900
48	Al-Mosul for Funfairs	11/07/2011	Discussion Financial Statements as 31/12/2010 Cash Dividend	—	100%	—	229	229
49	Al -Khazer for Construction Materials	13/07/2011	Discussion Financial Statements as 31/12/2010 Cash Dividend Change Company Name	—	10%	—	1000	1000
50	Modern Constrction Materials Industry	16/07/2011	Discussion Financial Statements as 31/12/2010 Increasing in company Capital (subscription) Election New Administeration Council	50%	—	11/12/2011	3747	5620
51	Gulf Commercial Bank	17/07/2011	Cancel General Assembly Meeting decision at 10/5/2011 Increasing in company Capital (Fourth /56) Increasing in company Capital (Spilt Shares)	69.31% 6.16%	—	30/10/2011	56990	103950
52	Household Furniture Industry	21/07/2011	Discussion Financial Statements as 31/12/2010 Election New Administeration Council	—	—	—	1260	1260
53	National for Tourist Investment	24/07/2011	Discussion Financial Statements as 31/12/2010 Cash Dividend Increasing in company Capital (Spilt Shares)	29%	Profit round	11/10/2011	2755	3553
54	Iraqi Islamic Bank	25/07/2011	Discussion Financial Statements as 31/12/2010 Increasing in company Capital (subscription)	100%	—	14/12/2011	51192	102384
55	AL- Batek for Financial Investments	26/07/2011	Discussion Financial Statements as 31/12/2010 Cash Dividend	—	Profit round	—	1000	1000
56	Modern for Animal Production	28/07/2011	Discussion Financial Statements as 31/12/2010 Cash Dividend Increasing in company Capital (subscription) Increasing in company Capital (Spilt Shares)	200% 11.111%	—	21/12/2011	540	1800
57	Ishtar Hotels	31/07/2011	Discussion Financial Statements as 31/12/2010 Election New Administeration Council	—	—	—	1500	1500
58	Baghdad Hotel	02/08/2011	Discussion Financial Statements as 31/12/2010 Cash Dividend Election New Administeration Council	—	Profit round	—	1922	1922
59	Al-AYaam for Financial Investment	08/08/2011	Election New Administeration Council	—	—	—	400	400

General Assembly Meetings Decisions for Listed Companies in ISX 2011

No.	Company Name	Meeting Date	Decisions	increasing Ratio	Profits Ratio	Certification Date	Previous Capital (million)	Current Capital (million)
60	Iraq Baghdad For General Transportation	08/08/2011	Discussion Financial Statements as 31/12/2010 Cash Dividend	—	112%	—	160	160
61	National Bank Of Iraq	10/08/2011	Discussion Financial Statements as 31/12/2010	—	—	—	50000	50000
62	Middle East for Production- Fish	15/08/2011	Discussion Financial Statements as 31/3/2011 Cash Dividend	—	30%	—	300	300
63	Dar es salam Investment Bank	23/08/2011	Discussion Financial Statements as 31/12/2010 Cash Dividend	—	Profit round	—	105800	105800
64	Kurdistan International Bank	28/08/2011	Discussion Financial Statements as 31/12/2010 Cash Dividend Increasing in company Capital (subscription) Increasing in company Capital (Spilt Shares) Increasing in company Capital (55/Third)Companies Law	50% — —	—	14/12/2011	100000	150000
65	Babylon Hotel	29/08/2011	Discussion Financial Statements as 31/12/2010	—	—	—	1350	1350
66	Kirkuk For Producing	11/09/2011	Discussion Financial Statements as 31/12/2010 Election New Administration Council	—	—	—	744	744
67	Fallujah for Construction Materials	15/09/2011	Discussion Financial Statements as 31/12/2010 Cash Dividend Increasing in company Capital (subscription) Discussion transfer company from Mixed to private change company Name Election New Administration Council	100%	—	—	1080	2160
68	Iraqi Engineering Works	18/09/2011	Discussion Financial Statements as 31/12/2010 Cash Dividend	—	Profit round	—	1000	1000
69	Al-Ahlyia for Agricultural Production	19/09/2011	Discussion Financial Statements as 31/3/2011	—	—	—	575	575
70	AL-Sadeer Hotel	25/09/2011	Discussion Financial Statements as 31/12/2010 Cash Dividend Increasing in company Capital (Spilt Shares) Election New Administration Council	75%	—	04/12/2011	708	1239
71	Sumer Commerical Bank	26/09/2011	Discussion Financial Statements as 31/12/2010 Cash Dividend Increasing in company Capital (subscription)	5%	—	—	100000	105000
72	Ready Made Clothes	28/09/2011	Discussion Financial Statements as 31/12/2010 Increasing in company Capital (Spilt Shares)	41.214%	—	27/10/2011	955	1350
73	Al- Mansour Hotels	28/09/2011	Discussion Financial Statements as 31/12/2010 Cash Dividend	—	Profit round	—	2923	2923

General Assembly Meetings Decisions for Listed Companies in ISX 2011

No.	Company Name	Meeting Date	Decisions	increasing Ratio	Profits Ratio	Certification Date	Previous Capital (million)	Current Capital (million)
74	Iraqi Agricultural Products Marketing Meat	06/10/2011	Discussion Financial Statements as 31/12/2010	—	—	—	3750	3750
75	Al- Warka Investment Bank	12/10/2011	Assurance to follow previous GAM at 26/1/2011	—	—	—	105	250
76	National Chemical Industries	13/10/2011	Discussion Financial Statements as 31/12/2010 Increasing in company Capital (subscription)	100%	—	—	7593	15187
77	Iraqi Carton Manufacturies	18/10/2011	Discussion Financial Statements as 31/12/2010 Change Company Name and activity	—	—	—	7590	7590
78	Al-Khair for Financial Investment	19/10/2011	Discussion Financial Statements as 31/12/2009 and 31/12/2010 Cash Dividend	—	Profit round	—	7000	7000
79	Al-Ameen for Financial Investment	20/10/2011	Discussion Financial Statements as 31/12/2010 Election New Administration Council	—	—	—	750	750
80	AL-Badia for General Trans	25/10/2011	Discussion Financial Statements as 31/12/2010 Increasing in company Capital (Spilt Shares)	33%	—	—	1350	1800
81	Iraqi Land Transport	26/10/2011	Discussion Financial Statements as 31/12/2010 Cash Dividend Change Company Name	—	Profit round	—	10000	10000
82	Iraq Baghdad For General	01/11/2011	Election New Administration Council	—	—	—	160	160
83	Baghdad Hotel	06/11/2011	Increasing in company Capital (subscription)	100%	—	—	1922	3844
84	Al-Hamraa for Insurance	21/11/2011	Discussion Financial Statements as 31/12/2010 Cash Dividend Increasing in company Capital (subscription) Increasing in company Capital (Spilt Shares)	13.55555% 20%	—	—	1500	2000
85	Bain Al Nahrain Investment	23/11/2011	Discussion Financial Statements as 31/12/2010	—	—	—	1000	1000
86	Modern Chemical Industries	29/11/2011	Discussion Financial Statements as 31/12/2010 Cash Dividend	—	100%	—	75	75
87	Karbala Hotels	08/12/2011	Discussion Financial Statements as 31/12/2010 Election New Administration Council	—	—	—	1620	1620
88	Iraqi Date Processing and Marketing	12/12/2011	Discussion Financial Statements as 31/8/2010 Cash Dividend	—	Profit round	—	15000	15000
89	AL- Kindi of Veterinary Vaccines	15/12/2011	Discussion Financial Statements as 31/12/2010 Increasing in company Capital (Spilt Shares) Increasing in company Capital (Third /55)	50%	—	—	2400	3600
90	Metallic Industries and Bicycles	21/12/2011	Discussion Financial Statements as 31/12/2010	—	—	—	5000	5000
91	Baghdad for Packing Materials	22/12/2011	Discussion Financial Statements as 31/12/2010	—	—	—	540	540

Brokerage Firms at Iraq Stock Exchange

Company Name	Address	Email	Name of Executive Director
Baghdad Company	Al-Karadh / near National Theater / Bank of Baghdad building	sheroq.isx@gmail.com	Shrooq Salman Hashim
Okadh Company	Erketia / Nadeem Jameel Bld / Sec(903)/ St(14) Flat (17)	ali-isx@yahoo.com	Ali Hassan Ali
Al-Mutahida Company	Al-Nadhhal Street/ Al-Fateh Buld/ floor 2	almutahida_broker@yahoo.com	Farman Ghathwan Hassan
Al-Kassab Company	Erketia / Nadeem Jameel Bld / Sec(903)/ St(14) first floor	alkassabcompany@yahoo.com	Faiek Kassab
Babil Company	Erketia / Nadeem Jameel Bld / Sec(903)/ St(14) third floor	babil_brokerage@yahoo.com	Hezbar Lutfi Aref
Tameam Company	Al-Karadha / Opposite Bank of Baghdad /st (16) build (3)	timiex@yahoo.com	Hekmat Suliman
Al-Iraq Company	Al-Nadhhal Street/ White House Building / third floor	aliraqco250@yahoo.com	Mohi Abbass
Dijla Company	Al-Kardah / Nadeem Jameel Bld second floor	dijlabrokr@yahoo.com	Wassen Khalid Al-Ameed
North Company	Al-Andulas square / Bilad Islamic Building third floor		Ammar Akram Salih
Al-Rafidain Company	Erketia / Nadeem Jameel Bld / Sec(903)/ St(14) first floor	rafidainshares@gmail.com	Loay Mohammed
Al-Hayat Company	Hai Al-Wahda / sec(904) / Al-Sadoon street 99 / build (56)	alhayatbrokerage@yahoo.com alhayatbrokerage@gmail.com	Talib Abbass Mohammed
Al-Baraka Company	Erketia / Nadeem Jameel Bld / Sec(903)/ St(14) first floor	albaraka310@yahoo.com	Emad Shaker
Ahli united Company	Al-Sadoon street / Commercial Bank Building	cbiq.brokerage@ahiluni.com	Maha Noaman
Al-Jawhara Company	Hai Babil / Arassat Al-Hindiya/ Sec(929),St(30),build(132)	info@jawhara-isx.com	Ali Jamal Amin
Al-Jazeera Company	AlKaradh Inside / Sec(917) / St(19) / buld (14)	aljazeraco@gmail.com	Hassan Abdul Latif
Al-Abrar Company	Al-Mansour / 14th Ramadan street / Islamic bank building	alabrarcom@yahoo.com	Ahmed Bad'a Mahmoud
Al-Athmar Company	Hai Al-Wahda / sec(902) / St(2) / build (27)	athmar37@yahoo.com	May Mohammed Yas
Bara'am AlKhair	Arassat Al-Hindiya / beside Al-Hindiya club	farazdaq1010@yahoo.com	Farzdeq AbdulRazzik
Al-Faoz Company	Hai Babil /Sec(9) / H(15)	info@alfawz-isx.com	Hassan Rafat Fadhal
Al-Hikma Company	Hai Al-Wahda / Sec(902) Salman Faeq Street (14) Build(38/1)	alhakma.company@gmail.com	Muhand Ahmed Kamal
A-Wafa'a Company	Al-Nadhhal Street / Al-Fateh building first floor	thabit_1969@yahoo.com	Moyad Abdel Majeed
Al-Hadher Company	Erketia / Nadeem Jameel Bld / Sec(903)/ St(14)	info@alhadhar-isx.com	Lubna Anwar Abdel Sahab

Brokerage Firms at Iraq Stock Exchange

Company Name	Address	Email	Name of Executive Director
Al-Nibras Company	Erketia / Nadeem Jameel Bld / Sec(903)/ St(14) first floor	alnibrasco45@yahoo.co.uk	Ali Dawood Abdel Baqi
Al-Rabeea Company	Erketia / Nadeem Jameel Bld / Sec(903)/ St(14) second floor	info@rabeesecurities.com	Nausheruan Baban
Al-Waha Company	Arassat Al-Hindiya / Sec(929) / St(27) Build (332/432)	alwaha.co85@yahoo.com	Hussain Ali Fares
Kurdistan Company	AlWatheq Sequare / Hai Al-Wahda / Sec(902) / St(4) build (66)	kurdsanixco470@yahoo.com	Seroob Bedros
Al-Qidwa Company	Karadh Inside / Erketia / Al-Rasheed Bank branch	alqdw_a_broker@yahoo.com	Shahinaz Ahmed Maki
Atlas Company	Erketia / Nadeem Jameel Bld / Sec(903)/ St(14) First floor	atlaco_alatlas@yahoo.com	Sami Hamoodi Mohammed
Al-Aseel Company	Hai Babil / Arassat Al-Hindiya Sec(929) / St(30) / building (26)	raiqg@yahoo.com	Raaq Mouneer Saleem
Al-Karmal Company	Al-Andulas Sequare/ Al-bilad Islamic Bank building	info@isx-karmal.com	Wassem Youhenna
Wahat AlNakheel	Al-Fardoos Sequare/ beside to Gas Station	nbi.waht@yahoo.com	Ali Noaman Shubar
United International	Al-Watheq Sequare/ near to Indonesiya Embassy sec(906) / St(14)	unite_inter_co@yahoo.com	Khalid Amer Jameel
Al-Awaal Company	Al-Tahrait Sequare / near Al-Awael Resturant	_____	Zaid Foad Abdullah
Dar Essalaam Company	Al-Sadoon Park/Al-Nadhal t Sec(103) ,St(41) ,Buld(3)	brokers_daressalam@yahoo.com	Tarek Abdul Majeed
Al-Batek Company	Al-Sadoon Opposite to Agriculture Ministry	babylon_o_e@yahoo.com	Ali Hussain Mahdi
Al-Sharqiya Company	HaiAl-Riyad Sec(908), St(16),Bld(13)	alsharqiya@sumerbanksiq.com	
Zahrat AlKhalige	Al-Sadoon Street Gulf Bank Building	gulf_zahra@yahoo.com	Modar Nadhim Dakhel
Credit Company	Al-Sadoon Al-Alwiya building opposite to Al-Sadoon Gas Station	mahmoody@nbk.com	Mahmood Natheer
warkaa Company	Al-Kalanie Sequare / Al-Warka Bank Building	warka_bank_isx@yahoo.com	Jasim Moutalib Mutar
Free Economy company	Al-Mansour / 14th ramadan street / Economy Bank Building	eatesad.alhor@yahoo.com	Thamina Munsheed
Elaf Company	Kahramana Sequare /Sec(902) / St(2) /Bld(4)	elaf@isx-iq.net	Firas Nasaf
Um Al-Rabiaian	Al-Nadhal Street beside Al-Bahu Resturant	umal_rabieain2008@yahoo.com	Salih Mahdi Al-Azawi
Noor Al-Wamidh Company	Karadah / Building (20) / St(15) / Sec(901)	noor.al_wamidh@almuftengroup.com	Wamidh Kareem Noor Al-Yassari
AlHamy Company.	Arassat Al-Hindiya Sec(929) St(30) Building (2)	alhamy_isx@yahoo.com	Firas Adnan Hussain
Naseem Al-Shmal	Al-Fateh Square/ st(99) Building (51)	naseem.alshmal@northbanksiq.com	Enas Mohammed Ahmed
Al-Forat Company	Al-Karadh / near to Al-Alwiya Central		Jalal Hadi Jasim
Al-Sameem Company	Al-Mansour /Opposite to Al-Nile School/ Sec(609)/ St(13)/H(10)	calsameem@yahoo.com	Zainab Abdel Monam Mohammed