

Iraq Stock Exchange

Bulletin No (99)



سوق العراق للاوراق المالية
IRAQ STOCK EXCHANGE

ISX Trading Indices of Tuesday 9/6/2026

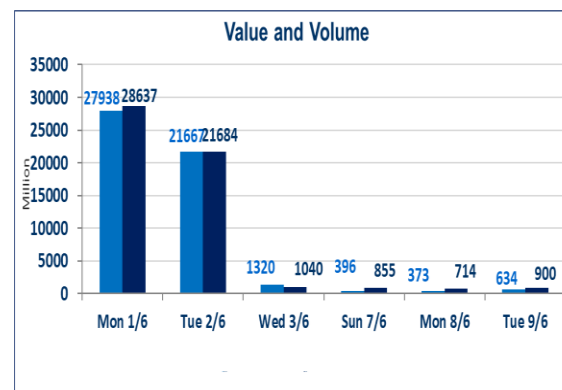
Traded Volume and OTC	634,316,339
-----------------------	-------------

Traded Value and OTC	900,386,652
----------------------	-------------

Traders	1321
---------	------

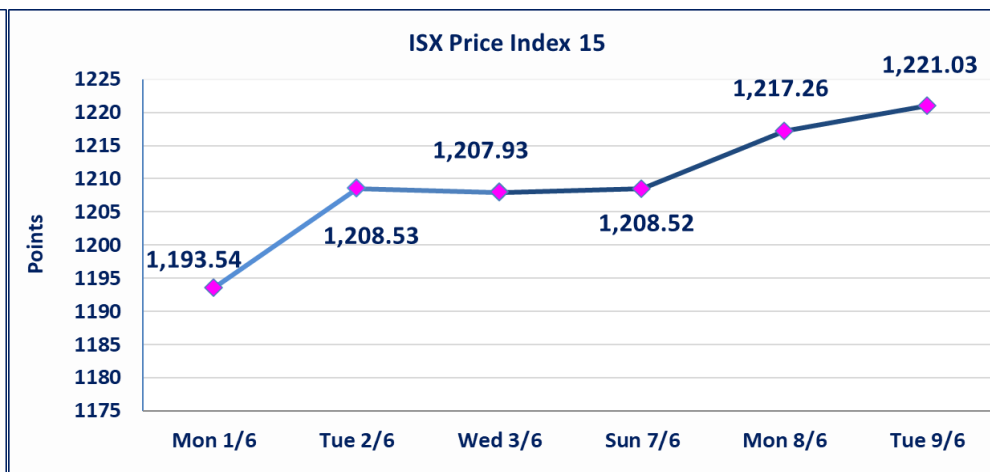
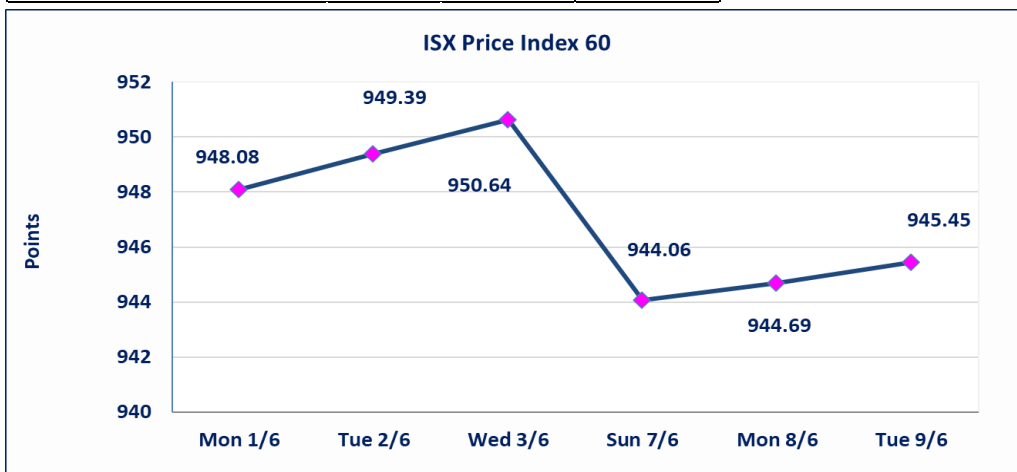
ISX Index 60	945.45
Previous ISX Index60	944.69
Change %	0.08
Change	0.76

ISX Index 15	1221.03
Previous ISX Index15	1217.26
Change %	0.31
Change	3.77



Listed Companies	103	OTC	14
Traded Listed Companies	42	OTC	1
GAM Companies	9		
Suspended Companies	11		

Non Traded listed	41	OTC	13
Higher Companies	9		
Lower Companies	11		



ISX top gaining and losing companies

Tuesday 9/6/2026

Gainers

Company Name	Closing Price	Change (%)	Traded Volume
Iraqi for Seed Production	6.640	19.64	35,599,416
Baghdad Hotel	12.800	10.54	450,000
Fallujah for construction Material	2.970	4.58	1,410,246
Electronic Industry	1.400	3.70	1,258,073
Al-Taif Islamic Bank	0.590	3.51	2,852

Losers

Company Name	Closing Price	Change (%)	Traded Volume
General Transportation	1.400	-6.67	6,000
AL-Badia for General Trans	1.320	-6.38	4,221,926
Kharkh Tour Amusement City	4.600	-5.93	8,003,105
Mansour Hotel	65.000	-3.85	51,546
Ashur International Bank	0.260	-3.70	8,000,000

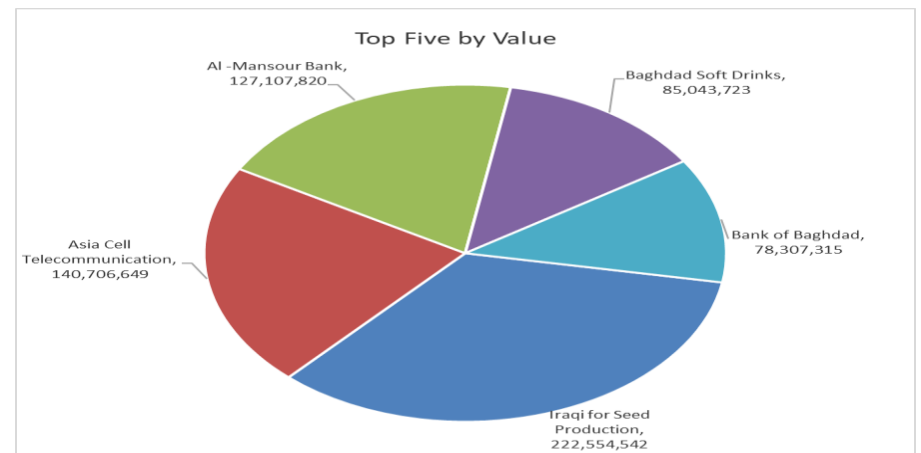
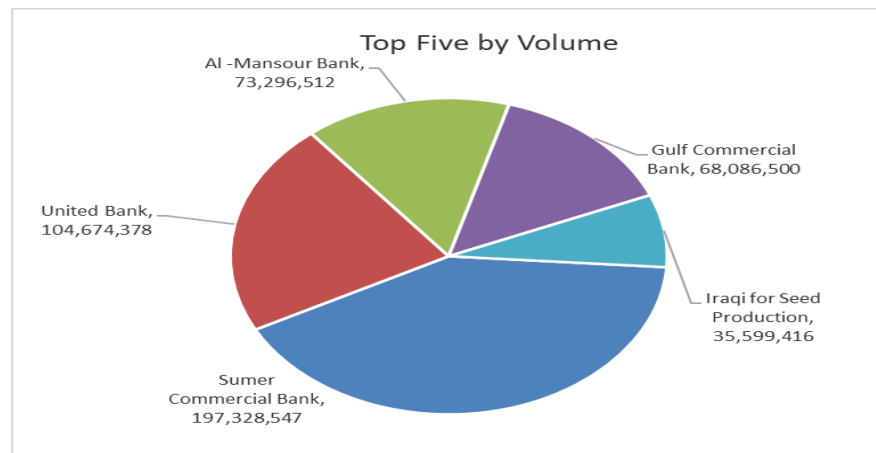
The most active companies in term of traded volume and value

Traded Volume

Company Name	Closing Price	Change (%)	Traded Volume
Sumer Commercial Bank	0.200	0.00	197,328,547
United Bank	0.050	0.00	104,674,378
Al -Mansour Bank	1.740	1.75	73,296,512
Gulf Commercial Bank	0.360	0.00	68,086,500
Iraqi for Seed Production	6.640	19.64	35,599,416

Traded Value

Company Name	Closing Price	Change (%)	Traded Value
Iraqi for Seed Production	6.640	19.64	222,554,542
Asia Cell Telecommunication	16.340	0.25	140,706,649
Al -Mansour Bank	1.740	1.75	127,107,820
Baghdad Soft Drinks	6.130	-0.16	85,043,723
Bank of Baghdad	2.620	0.00	78,307,315



Regular Market Bulletin No (99)



Company Name	Code	opening Price	highest price	lowest price	Average price	Prev Average price	Closing Price	prev closing price	change (%)	No.of Trades	Traded Volume	Traded Value
Banks Sector												
Ashur International Bank	BASH	0.260	0.260	0.260	0.260	0.270	0.260	0.270	-3.70	9	8,000,000	2,080,000
Bank of Baghdad	BBOB	2.620	2.640	2.620	2.630	2.620	2.620	2.620	0.00	79	29,808,341	78,307,315
Commercial Islamic Bank of Iraq	BCOI	0.660	0.660	0.660	0.660	0.660	0.660	0.660	0.00	1	7,530	4,970
Gulf Commercial Bank	BGUC	0.360	0.360	0.360	0.360	0.360	0.360	0.360	0.00	14	68,086,500	24,511,140
Investment Bank of Iraq	BIBI	0.250	0.250	0.250	0.250	0.250	0.250	0.250	0.00	2	602,789	150,697
Iraqi Islamic Bank	BIIB	1.050	1.050	1.050	1.050	1.050	1.050	1.050	0.00	17	10,158,122	10,666,028
Middle East Bank	BIME	0.090	0.090	0.080	0.080	0.090	0.080	0.080	0.00	6	4,602,870	378,240
Kurdistan International Bank	BKUI	1.200	1.200	1.200	1.200	1.200	1.200	1.200	0.00	5	11,933,000	14,319,600
Mosul Bank For Investment	BMFI	0.140	0.140	0.140	0.140	0.130	0.140	0.140	0.00	4	134,904	18,887
Al -Mansour Bank	BMNS	1.710	1.740	1.710	1.730	1.710	1.740	1.710	1.75	77	73,296,512	127,107,820
National Bank of Iraq	BNOI	4.020	4.020	4.000	4.000	4.020	4.000	4.020	-0.50	66	11,303,351	45,241,405
Sumer Commercial Bank	BSUC	0.190	0.200	0.180	0.180	0.200	0.200	0.200	0.00	52	197,328,547	36,346,472
Al-Taif Islamic Bank	BTIB	0.590	0.590	0.590	0.590	0.590	0.590	0.570	3.51	1	2,852	1,683
United Bank	BUND	0.050	0.050	0.050	0.050	0.050	0.050	0.050	0.00	99	104,674,378	5,233,719
Total of Banks Sector										432	519,939,696	344,367,975
Telecommunication Sector												
Asia Cell Telecommunication	TASC	16.300	16.500	16.300	16.440	16.100	16.340	16.300	0.25	200	8,561,070	140,706,649
Al-Khatam Telecom	TZNI	4.700	4.700	4.500	4.560	4.740	4.550	4.700	-3.19	32	1,566,659	7,150,073
Total of Telecommunication Sector										232	10,127,729	147,856,722
Insurance Sector												
Al-Ameen for Insurance	NAME	0.900	0.900	0.900	0.900	0.900	0.900	0.900	0.00	4	10,992	9,893
Total of Insurance Sector										4	10,992	9,893
Service Sector												
Baghdad -Iraq Transportation	SBPT	22.350	22.500	22.340	22.400	22.410	22.500	22.500	0.00	9	308,104	6,902,812
Kharkh Tour Amuzement City	SKTA	4.600	4.600	4.600	4.600	4.890	4.600	4.890	-5.93	5	8,003,105	36,814,283
Mamoura Realestate	SMRI	3.220	3.230	3.200	3.220	3.230	3.220	3.230	-0.31	22	1,779,776	5,733,261
Rehab Karbalaa	HKAR	0.580	0.580	0.580	0.580	0.600	0.580	0.600	-3.33	3	205,907	119,426
Total of Service Sector										39	10,296,892	49,569,783
Industrial Sector												
Baghdad Soft Drinks	IBSD	6.140	6.140	6.100	6.110	6.140	6.130	6.140	-0.16	135	13,922,146	85,043,723
Iraqi For Tufted Carpets	IITC	20.000	20.000	19.990	19.990	19.500	19.990	19.990	0.00	2	13,172	263,341
Al -Khazer Construction Material	IKHC	1.190	1.190	1.190	1.190	1.190	1.190	1.190	0.00	1	20,047	23,856
Al-Kindi of Veterinary Vaccines	IKLV	2.620	2.620	2.620	2.620	2.610	2.620	2.620	0.00	5	600,000	1,572,000
Al-Mansour Pharmaceuticals Inc	IMAP	2.450	2.450	2.430	2.450	2.450	2.450	2.450	0.00	13	1,521,153	3,720,305
Modern Sewing	IMOS	5.350	5.350	5.350	5.350	5.350	5.350	5.350	0.00	2	11,371	60,835
Total of Industrial Sector										158	16,087,889	90,684,059
Hotels Sector												
Baghdad Hotel	HBAG	12.490	12.900	12.490	12.710	11.580	12.800	11.580	10.54	5	450,000	5,719,000
Mansour Hotel	HMAN	67.600	67.600	65.000	65.030	67.040	65.000	67.600	-3.85	5	51,546	3,352,230
Total of Hotels Sector										10	501,546	9,071,230
Agricultural Sector												
Babil Animal & Vegetable Products	ABAP	10.000	10.000	10.000	10.000	10.230	10.000	10.000	0.00	6	19,609	196,090
Agricultural Products Meat	AIPM	4.500	4.500	4.500	4.500	4.500	4.500	4.500	0.00	1	210	945
Total of Agricultural Sector										7	19,819	197,035
Total Of Regular										882	556,984,563	641,756,697

Second Platform Market Bulletin No (99)



Company Name	Code	opening Price	highest price	lowest price	Average price	Prev Average price	Closing Price	prev closing price	change (%)	No.of Trades	Traded Volume	Traded Value
Banks Sector												
Credit Bank Of Iraq	BROI	0.580	0.580	0.580	0.580	0.600	0.580	0.600	-3.33	3	1,914,146	1,110,205
Total of Banks Sector										3	1,914,146	1,110,205
Service Sector												
Al-Ameen Estate Investment	SAEI	1.680	1.680	1.680	1.680	1.680	1.680	1.680	0.00	6	501,775	842,982
Total of Industrial Sector										6	501,775	842,982
Industrial Sector												
Fallujah for construction Materi	IFCM	2.900	2.970	2.900	2.920	2.840	2.970	2.840	4.58	37	1,410,246	4,116,583
Total of Industrial Sector										37	1,410,246	4,116,583
Total of Non Regular										46	3,826,167	6,069,770
Undisclosed Platform Companies Bulletin No (99)												
Service Sector												
AL-Badia for General Trans	SBAG	1.320	1.320	1.320	1.320	1.400	1.320	1.410	-6.38	3	4,221,926	5,572,942
General Transportation	SIGT	1.500	1.500	1.400	1.450	1.500	1.400	1.500	-6.67	2	6,000	8,700
Total of Industrial Sector										5	4,227,926	5,581,642
Industrial Sector												
Electronic Industry	IELI	1.350	1.400	1.350	1.360	1.350	1.400	1.350	3.70	6	1,258,073	1,711,022
Al-Hilal Industries	IHLI	1.360	1.360	1.360	1.360	1.360	1.360	1.360	0.00	2	1,000,000	1,360,000
National Chemical &Plastic	INCP	1.910	1.910	1.910	1.910	1.910	1.910	1.910	0.00	2	8,587	16,401
The Light Industries	ITLI	1.200	1.230	1.200	1.200	1.200	1.230	1.190	3.36	25	11,140,790	13,368,978
Total of Industrial Sector										35	13,407,450	16,456,402
Hotels Sector												
Palestine Hotel	HPAL	18.550	18.650	18.500	18.500	18.370	18.650	18.640	0.05	5	268,432	4,967,242
Total of Hotels Sector										5	268,432	4,967,242
Agricultural Sector												
Iraqi for Seed Production	AISP	5.550	6.650	5.550	6.250	5.410	6.640	5.550	19.64	344	35,599,416	222,554,542
Total of Agricultural Sector										344	35599416	222,554,542
Total of Undisclosed										389	53,503,224	249,559,827
Grand Total										1,317	614,313,954	897,386,294

Iraq Stock Exchange not trading companies of Tuesday 9/6/2026

Company Names	Code	Previous Average Price	Closing Price
Banks Sector			
Asia Al Iraq Islamic Bank	BAIB	0.950	0.950
Elaf Islamic Bank	BELF	0.230	0.240
National Islamic Bank	BNAI	1.100	1.100
Union Bank of Iraq	BUOI	0.160	0.160
Cihan Bank for Islamic Investment&Finan	BCIH	2.200	2.200
Insurance Sector			
Gulf Insurance	NGIR	0.450	0.450
Dar Al-Salam for Insurance	NDSA	0.780	0.780
Service Sector			
Al-Mosul for funfairs	SMOF	7.200	7.200
AL-Nukhba for Construction	SNUC	0.710	0.710
Industrial Sector			
Iraqi Engineering Works	IIEW	5.670	5.600
Metallic Industries and Bicycles	IMIB	1.910	1.910
Ready Made Clothes	IRMC	2.300	2.300
Hotels Sector			
Babylon Hotel	HBAY	102.010	102.010
Agricultural Sector			
Modern for Animal Production	AMAP	0.360	0.360
Al-Ahlyia agricultural production	AAHP	2.110	2.110
Middle East for Production- Fish	AMEF	5.990	5.990
Iraqi Agricultural Products	AIRP	9.000	9.000
Company Names	Code	Previous Average Price	Closing Price
Banks Sector			
International Islamic Bank	BINT	0.200	0.200
Al-Ataa Islamic Bank	BLAD	0.100	0.100
International Development Bank	BIDB	1.050	1.050
Al-Qabidh Islamic Bank	BQAB	0.090	0.090
AL- Mal Islamic Bank	BMAL	1.000	1.000
Region Trade Bank	BRTB	1.010	1.010
Al-Mashreq Al-Arabi Islamic Bank	BAMS	0.850	0.850
Arab Islamic Bank	BAAI	1.000	1.000
Al-Rajih Islamic Bank	BRAJ	1.000	1.000
Al-Mustashar Islamic Bank for Investmen	BMUI	1.000	1.000
Trust International Islamic Bank	BTRU	0.750	0.750
World Islamic Bank for Investment	BWOR	1.000	1.000
Al janoob Islamic Bank	BJAB	0.940	0.940
Ameen Al-Iraq Islamic Bank	BAME	1.000	1.000
Erbil Investment & FinanceBank	BERI	0.110	0.110
Insurance Sector			
Al-Hamraa for Insurance	NHAM	5.400	5.400
Alahliya For Insurance	NAHF	0.820	0.820
Investment Sector			
Al-Ameen for Financial Investment	VAMF	0.690	0.690
AL-Wiaam for Financial Investment	VWIF	1.260	1.260
Industrial Sector			
National Furniture Industries	IHFI	1.000	1.000
Baghdad for Packing Materials	IBPM	2.860	2.860
Service Sector			
Ibdaa Al-sharq Alwast General Contractir	SIBD	1.000	1.000
Hotels Sector			
Company Names	Code	Previous Average Price	Closing Price
Banks Sector			
Al-Qurtas Islamic Bank	BQUR	1.000	1.000
Industrial Sector			
Modern Construction Materials	IMCM	1.150	1.150

Iraq Stock Exchange
Non Iraqis' Bulletin Tuesday Jun 9 2026
Regular Market



Non Iraqi Trading of Regular Market (Sell)

Company Names	Code	No.of trades	Traded Shares	Trading Volume
Banks Sector				
National Bank Of Iraq	BNOI	26	10,254,716	41,026,393
Total Bank sector		26	10,254,716	41,026,393
Grand Total		26	10,254,716	41,026,393

OTC Platform Trading Bulletin No (99)

Company Name	Code	highest price	lowest price	Average price	No. of Trades	Traded Volume	Traded Value
Banks Sector							
Al-Warka Bank	BWAI	0.150	0.150	0.150	4	20,002,385	3,000,358
Total Of Money Service Sector					4	20,002,385	3,000,358
Total					4	20,002,385	3,000,358

Not Trading OTC Companies

Company Name	Code	Previous Average price
Banks Sector		
Hammurabi Commercial Bank	BHAM	—
Al-Sanam Islamic Bank	BSAN	3.000
Industrial Sector		
Kirkuk producing constructional materials	IKFP	2.800
Money Service Sector		
Rabee Securities	FRSE	9.050
Karmal Brokerage	FKSX	10.000
Iraqi Deposit Insurance Corporation	FIDI	1.000
Ishtar Gate for e-Paymant	FISH	1.000
Sama Baghdad Exchange	FSBE	—
Insurance Sector		
Shatt Al Arab Insurance	NSHA	1.000
Al Badia Insurance	NBAD	—
Kurdistan Insurance	NKUI	0.500
Elaf Insurance	NELF	—
Dilina Insurance Company	NDIL	—

Iraq Stock Exchange

Tuesday 9/6/2026



سوق العراق للاوراق المالية
IRAQ STOCK EXCHANGE

Not Trading Bonds Bulletin

Bond type	Publish type	Code	last trading price	immortilize date
Banaa Bonds /Million ID	Second	CB20	964,981	19/12/2025
Eamar Bonds /Million ID	First	CB30	1,001,095	—
Eamar Bonds /Million ID	Second	CB40	—	—
Eamar Bonds /500 Thousand ID	Third	CB45	—	—
Eamar Bonds /Million ID	Third	CB50	—	—
Injaz Bonds /500 Thousand ID	First	CB55	—	—
Injaz Bonds /Million ID	First	CB60	951,110	—
Injaz Bonds /500 Thousand ID	Second	CB65	511,000	—
Injaz Bonds /Million ID	Second	CB70	965,050	—
Injaz Bonds /500 Thousand ID	Third	CB75	—	—
Injaz Bonds /Million ID	Third	CB80	978,182	—
National Bonds/Million ID	First	CB90	—	—
National Bonds/500 Thousand ID	Second	CB95	—	—
National Bonds/Million ID	Second	CB100	—	—