

Iraq Stock Exchange

Bulletin No (60)



سوق العراق للاوراق المالية
IRAQ STOCK EXCHANGE

ISX Trading Indices of Thursday 9/4/2026

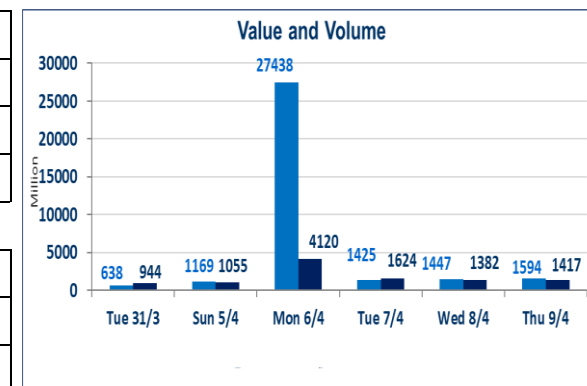
Traded Volume and OTC	1,594,603,358
-----------------------	---------------

Traded Value and OTC	1,417,891,487
----------------------	---------------

Traders	1472
---------	------

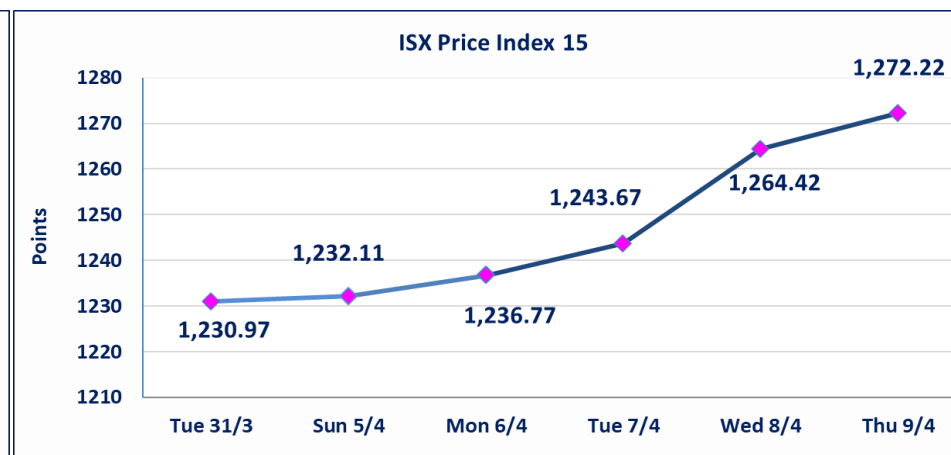
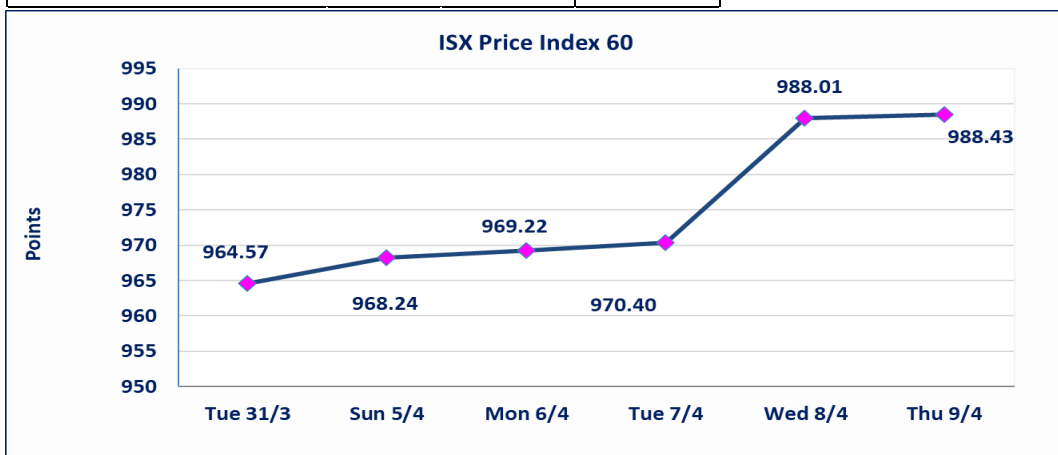
ISX Index 60	988.43
Previous ISX Index60	988.01
Change %	0.04
Change	0.42

ISX Index 15	1272.22
Previous ISX Index15	1264.42
Change %	0.62
Change	7.80



Listed Companies	104	OTC	14
Traded Listed Companies	51	OTC	2
GAM Companies	3		
Suspended Companies	9		

Non Traded listed	41	OTC	12
Higher Companies	18		
Lower Companies	14		



ISX top gaining and losing companies

Thursday 9/4/2026

Gainers

Company Name	Closing Price	Change (%)	Traded Volume
Al-Mosul for funfairs	6.890	4.87	1,500
Babil Animal & Vegetable Produc	7.650	4.79	754,545
Economy Bank	0.230	4.55	10,000
Al-Kindi of Veterinary Vaccines	2.520	2.86	210,000
Gulf Commercial Bank	0.370	2.78	333,366,817

Losers

Company Name	Closing Price	Change (%)	Traded Volume
Al-Hamraa for Insurance	5.510	-5.00	53,213
Metallic Industries and Bicycles	1.950	-4.88	43,860
General Transportation	1.620	-4.71	108,261
Kharkh Tour Amuzement City	4.300	-4.44	291,325
AL-Nukhba for Construction	0.710	-4.05	66,485

The most active companies in term of traded volume and value

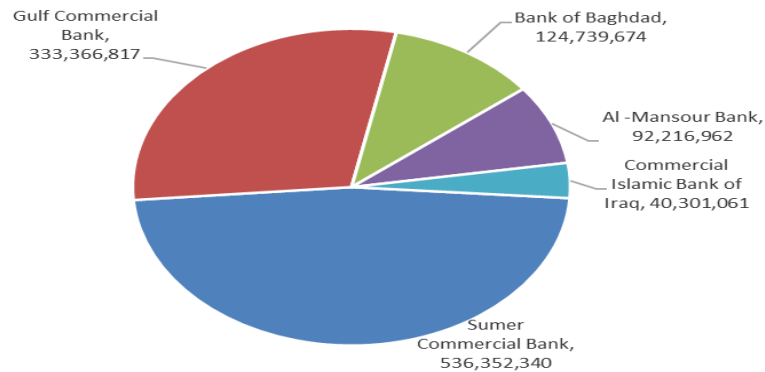
Traded Volume

Company Name	Closing Price	Change (%)	Traded Volume
Sumer Commercial Bank	0.200	0.00	536,352,340
Gulf Commercial Bank	0.370	2.78	333,366,817
Bank of Baghdad	3.530	1.44	124,739,674
Al -Mansour Bank	1.740	0.00	92,216,962
Commercial Islamic Bank of Iraq	0.670	-1.47	40,301,061

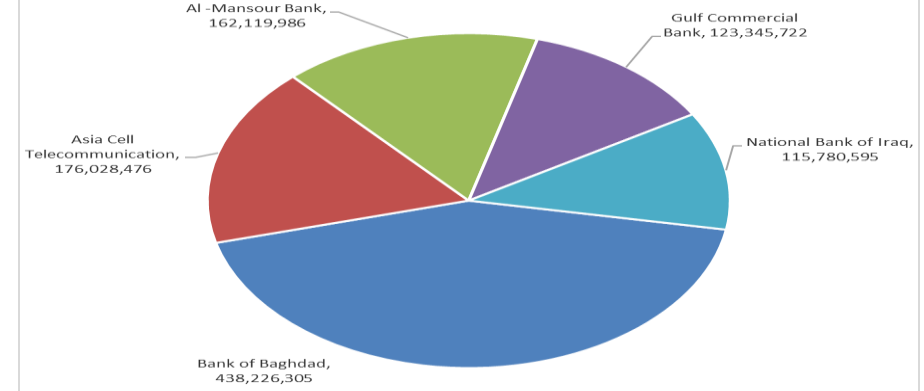
Traded Value

Company Name	Closing Price	Change (%)	Traded Value
Bank of Baghdad	3.530	1.44	438,226,305
Asia Cell Telecommunication	15.860	1.67	176,028,476
Al -Mansour Bank	1.740	0.00	162,119,986
Gulf Commercial Bank	0.370	2.78	123,345,722
National Bank of Iraq	5.080	0.00	115,780,595

Top Five by Volume



Top Five by Value



Regular Market Bulletin No (60)



Company Name	Code	opening Price	highest price	lowest price	Average price	Prev Average price	Closing Price	prev closing price	change (%)	No.of Trades	Traded Volume	Traded Value
Banks Sector												
Ashur International Bank	BASH	0.250	0.250	0.250	0.250	0.250	0.250	0.250	0.00	10	15,400,000	3,850,000
Bank of Baghdad	BBOB	3.490	3.560	3.490	3.510	3.490	3.530	3.480	1.44	191	124,739,674	438,226,305
Commercial Islamic Bank of Iraq	BCOI	0.680	0.680	0.660	0.670	0.670	0.670	0.680	-1.47	34	40,301,061	26,934,984
Economy Bank	BEFI	0.230	0.230	0.230	0.230	0.220	0.230	0.220	4.55	1	10,000	2,300
Elaf Islamic Bank	BELF	0.260	0.260	0.250	0.250	0.260	0.250	0.260	-3.85	2	118,000	29,680
Gulf Commercial Bank	BGUC	0.370	0.370	0.370	0.370	0.360	0.370	0.360	2.78	46	333,366,817	123,345,722
Investment Bank of Iraq	BIBI	0.220	0.220	0.220	0.220	0.220	0.220	0.220	0.00	7	18,015,000	3,963,300
Iraqi Islamic Bank	BIIB	1.030	1.030	1.010	1.020	1.020	1.020	1.050	-2.86	22	11,389,414	11,576,827
Middle East Bank	BIME	0.090	0.090	0.090	0.090	0.090	0.090	0.090	0.00	20	36,320,565	3,268,851
Kurdistan International Bank	BKUI	1.100	1.100	1.100	1.100	1.100	1.100	1.100	0.00	3	59,008	64,909
Mosul Bank For Investment	BMFI	0.140	0.140	0.140	0.140	0.140	0.140	0.140	0.00	9	23,422,578	3,279,161
Al -Mansour Bank	BMNS	1.760	1.780	1.740	1.760	1.720	1.740	1.740	0.00	226	92,216,962	162,119,986
National Bank of Iraq	BNOI	5.080	5.110	5.070	5.100	5.090	5.080	5.080	0.00	141	22,721,240	115,780,595
United Bank	BUND	0.050	0.050	0.050	0.050	0.050	0.050	0.050	0.00	1	60,000	3,000
Total of Banks Sector										713	718,140,319	892,445,619
Telecommunication Sector												
Asia Cell Telecommunication	TASC	15.610	16.000	15.610	15.760	15.420	15.860	15.600	1.67	132	11,167,918	176,028,476
Al-Khatam Telecom	TZNI	3.550	3.610	3.550	3.560	3.550	3.610	3.550	1.69	14	369,092	1,314,690
Total of Telecommunication Sector										146	11,537,010	177,343,165
Insurance Sector												
Al-Ameen for Insurance	NAME	0.880	0.900	0.880	0.900	0.880	0.900	0.880	2.27	16	3,373,808	3,035,865
Dar Al-Salam for Insurance	NDSA	0.770	0.770	0.770	0.770	0.770	0.770	0.770	0.00	3	4,190,000	3,226,300
Total of Insurance Sector										19	7,563,808	6,262,165
Service Sector												
Baghdad -Iraq Transportation	SBPT	23.430	24.200	23.430	23.490	23.370	23.700	23.430	1.15	32	763,850	17,943,956
Kharkh Tour Amuzement City	SKTA	4.500	4.500	4.300	4.380	4.300	4.300	4.500	-4.44	21	291,325	1,276,311
Al-Mosul for funfairs	SMOF	6.890	6.890	6.890	6.890	6.570	6.890	6.570	4.87	1	1,500	10,335
Mamoura Realestate	SMRI	3.260	3.290	3.250	3.270	3.240	3.280	3.250	0.92	30	1,429,673	4,670,523
AL-Nukhba for Construction	SNUC	0.710	0.710	0.710	0.710	0.740	0.710	0.740	-4.05	1	66,485	47,204
Total of Service Sector										85	2,552,833	23,948,330
Industrial Sector												
Baghdad Soft Drinks	IBSD	5.970	5.980	5.960	5.970	5.970	5.960	5.970	-0.17	85	12,146,682	72,494,661
Iraqi For Tufted Carpets	IITC	18.000	18.000	18.000	18.000	18.000	18.000	18.000	0.00	1	50,000	900,000
Al -Khazer Construction Material	IKHC	1.280	1.280	1.250	1.250	1.290	1.250	1.280	-2.34	5	302,842	380,053
Al-Kindi of Veterinary Vaccines	IKLV	2.500	2.520	2.500	2.500	2.450	2.520	2.450	2.86	3	210,000	525,200
Al-Mansour Pharmaceuticals Ind	IMAP	2.210	2.220	2.200	2.200	2.220	2.220	2.200	0.91	43	12,700,317	27,944,799
Metallic Industries and Bicycles	IMIB	1.950	1.950	1.950	1.950	2.050	1.950	2.050	-4.88	2	43,860	85,527
Modern Sewing	IMOS	5.420	5.430	5.420	5.430	5.420	5.430	5.420	0.18	14	410,908	2,229,230
Ready Made Clothes	IRMC	2.300	2.300	2.300	2.300	2.300	2.300	2.300	0.00	1	450	1,035
Total of Industrial Sector										154	25,865,059	104,560,504
Hotels Sector												
Ishtar Hotels	HISH	9.250	9.360	9.250	9.280	9.190	9.250	9.100	1.65	7	37,258	345,625
Mansour Hotel	HMAN	50.000	50.000	50.000	50.000	51.000	50.000	51.000	-1.96	1	497	24,850
Tourist Village of Mosul dam	HTVM	13.610	13.610	13.610	13.610	13.600	13.610	13.600	0.07	1	3,651	49,690
Total of Hotels Sector										9	41,406	420,165
Agricultural Sector												
Al-Ahlyia agricultural production	AAHP	2.140	2.140	2.140	2.140	2.140	2.140	2.140	0.00	1	645	1,380
Babil Animal & Vegetable Produ	ABAP	7.200	7.660	7.200	7.410	7.210	7.650	7.300	4.79	21	754,545	5,591,599
Modern for Animal Production	AMAP	0.360	0.360	0.360	0.360	0.360	0.360	0.360	0.00	3	3,210,000	1,155,600
Total of Agricultural Sector										25	3,965,190	6,748,580
Total Of Regular										1,151	769,665,625	1,211,728,528

Second Platform Market Bulletin No (60)



Company Name	Code	opening Price	highest price	lowest price	Average price	Prev Average price	Closing Price	prev closing price	change (%)	No.of Trades	Traded Volume	Traded Value
Banks Sector												
Credit Bank Of Iraq	BROI	0.600	0.600	0.600	0.600	0.600	0.600	0.600	0.00	8	8,091,253	4,854,752
Total of Banks Sector										8	8,091,253	4,854,752
Insurance Sector												
Al-Hamraa for Insurance	NHAM	5.700	5.700	5.510	5.570	5.820	5.510	5.800	-5.00	4	53,213	296,517
Total of Insurance Sector										4	53,213	296,517
Investment Sector												
AL-Wiaam for Financial Investm	VWIF	0.670	0.670	0.670	0.670	0.670	0.670	0.670	0.00	4	16,957	11,361
Total of Investment Sector										4	16,957	11,361
Industrial Sector												
Al-Ameen Estate Investment	SAEI	1.850	1.850	1.850	1.850	1.870	1.850	1.870	-1.07	1	100,000	185,000
Total of Industrial Sector										1	100,000	185,000
Industrial Sector												
Fallujah for construction Materi	IFCM	2.800	2.820	2.760	2.790	2.810	2.760	2.820	-2.13	28	1,635,120	4,557,529
Total of Industrial Sector										28	1,635,120	4,557,529
Hotels Sector												
Ashour Hotel	HASH	29.310	29.310	29.310	29.310	29.310	29.310	29.310	0.00	4	3,169	92,883
Total of Hotels Sector										4	3,169	92,883
Total of Non Regular										49	9,899,712	9,998,042

Undisclosed Platform Companies Bulletin No (60)



Company Name	Code	opening Price	highest price	lowest price	Average price	Prev Average price	Closing Price	prev closing price	change (%)	No.of Trades	Traded Volume	Traded Value
Banks Sector												
Sumer Commercial Bank	BSUC	0.200	0.200	0.190	0.190	0.190	0.200	0.200	0.00	104	536,352,340	102,409,893
Total of Banks Sector										104	536,352,340	102,409,893
Industrial Sector												
AL-Badia for General Trans	SBAG	1.020	1.020	1.010	1.010	1.000	1.010	1.000	1.00	6	13,740,000	13,927,400
General Transportation	SIGT	1.710	1.710	1.620	1.660	1.710	1.620	1.700	-4.71	7	108,261	179,622
Total of Industrial Sector										13	13,848,261	14,107,022
Industrial Sector												
Iraqi Carton Manufactories	IICM	2.650	2.690	2.600	2.650	2.640	2.690	2.650	1.51	8	126,770	335,412
Modern Construction Materials	IMCM	1.300	1.300	1.300	1.300	1.300	1.300	1.300	0.00	2	250,116	325,151
The Light Industries	ITLI	1.220	1.220	1.200	1.200	1.230	1.200	1.230	-2.44	10	2,176,254	2,621,505
Total of Industrial Sector										20	2,553,140	3,282,067
Hotels Sector												
Palestine Hotel	HPAL	19.000	19.100	19.000	19.020	18.990	19.070	19.000	0.37	8	50,823	966,759
Total of Hotels Sector										8	50,823	966,759
Agricultural Sector												
Iraqi for Seed Production	AISP	4.860	4.880	4.860	4.860	4.860	4.860	4.860	0.00	37	3,048,989	14,829,260
Total of Agricultural Sector										37	3048989	14,829,260
Total of Undisclosed										182	555,853,553	135,595,002
Grand Total										1,382	1,335,418,890	1,357,321,572

Iraq Stock Exchange not trading companies of Thursday 9/4/2026

Company Names	Code	Previous Average Price	Closing Price
Banks Sector			
National Islamic Bank	BNAI	0.910	2.450
Al-Taif Islamic Bank	BTIB	0.670	0.670
Union Bank of Iraq	BUOI	0.170	0.170
Asia Al Iraq Islamic Bank	BAIB	0.780	0.780
Cihan Bank for Islamic Investment&Finan	BCIH	2.200	2.200
Insurance Sector			
Gulf Insurance	NGIR	0.430	0.430
Service Sector			
Rehab Karbalaa	HKAR	0.630	0.630
Industrial Sector			
Iraqi Engineering Works	IIEW	5.500	5.500
Iraqi Date Processing and Marketing	IIDP	2.450	2.450
Hotels Sector			
National for Tourist Investment	HNTI	9.250	9.250
Al-Sadeer Hotel	HSAD	23.000	23.000
Baghdad Hotel	HBAG	11.700	11.700
Babylon Hotel	HBAY	102.000	102.000
Agricultural Sector			
Iraqi Agricultural Products	AIRP	10.000	10.000
Agricultural Products Meat	AIPM	4.450	4.450
Middle East for Production- Fish	AMEF	5.990	5.990
Company Names	Code	Previous Average Price	Closing Price
Banks Sector			
Al-Ataa Islamic Bank	BLAD	0.100	0.100
International Islamic Bank	BINT	0.200	0.200
Trans Iraq Bank Investment	BTRI	0.310	0.310
International Development Bank	BIDB	1.050	1.050
Al-Mashreq Al-Arabi Islamic Bank	BAMS	0.850	0.850
Iraq Noor Islamic Bank for Investment	BINI	0.250	0.250
Region Trade Bank	BRTB	1.000	1.010
Arab Islamic Bank	BAAI	1.000	1.000
Al-Rajih Islamic Bank	BRAJ	1.000	1.000
Erbil Investment & FinanceBank	BERI	0.110	0.110
AL-Anssari Islamic Bank	BANS	0.050	0.050
Al-Mustashar Islamic Bank for Investmen	BMUI	1.000	1.000
Al-Qabidh Islamic Bank	BQAB	0.090	0.090
Trust International Islamic Bank	BTRU	0.750	0.750
World Islamic Bank for Investment	BWOR	1.000	1.000
Al janoob Islamic Bank	BJAB	0.940	0.940
Ameen Al-Iraq Islamic Bank	BAME	1.000	1.000
Investment Sector			
Al-Ameen for Financial Investment	VAMF	1.200	1.200
Insurance Sector			
Alahliya For Insurance	NAHF	0.850	0.850
Industrial Sector			
National Furniture Industries	IHFI	0.950	0.950
Modern chemical industries	IMCI	100.000	100.000
Service Sector			
Ibdaa Al-sharq Alwast General Contractin	SIBD	1.000	1.000
Agricultural Sector			
AL-Rebass for Poultry&feed	AREB	-	-
Company Names	Code	Previous Average Price	Closing Price
Industrial Sector			
Al-Hilal Industries	IHLI	1.490	1.490
National Chemical &Plastic	INCP	1.900	1.900

Iraq Stock Exchange
Non Iraqis' Bulletin Thursday April 9 2026
Regular Market



Non Iraqi Trading of Regular Market (Buy)

Company Names	Code	No.of trades	Traded Shares	Trading Volume
Banks Sector				
Gulf Commercial Bank	BGUC	7	100,000,000	37,000,000
Total Bank sector		7	100,000,000	37,000,000
Grand Total		7	100,000,000	37,000,000

Non Iraqi Trading of Regular Market (Sell)

Company Names	Code	No.of trades	Traded Shares	Trading Volume
Banks Sector				
Commercial Bank of Iraq	BCOI	10	8,613,451	5,771,012
Bank Of Baghdad	BBOB	2	33,460,546	117,111,911
National Bank Of Iraq	BNOI	13	3,600,000	18,360,000
Gulf Commercial Bank	BGUC	1	20,000,000	7,400,000
Total Bank sector		26	65,673,997	148,642,923
Grand Total		26	65,673,997	148,642,923

OTC Platform Trading Bulletin No (60)

Company Name	Code	highest price	lowest price	Average price	No.of Trades	Traded Volume	Traded Value
Banks Sector							
Al-Warka Bank	BWAI	0.240	0.220	0.230	84	259,134,468	60,452,415
Total Of Money Service Sector					84	259,134,468	60,452,415
Industrial Sector							
Kirkuk producing construction	IKFP	2.400	2.300	2.350	6	50,000	117,500
Total Of Industrial Sector					6	50,000	117,500
Total					90	259,184,468	60,569,915

Not Trading OTC Companies

Company Name	Code	Previous Average price
Banks Sector		
Hammurabi Commercial Bank	BHAM	—
Al-Sanam Islamic Bank	BSAN	3.000
Money Service Sector		
Karmal Brokerage	FKSX	10.000
Iraqi Deposit Insurance Corporation	FIDI	1.000
Rabee Securities	FRSE	9.500
Ishtar Gate for e-Paymant	FISH	1.000
Sama Baghdad Exchange	FSBE	—
Insurance Sector		
Al Badia Insurance	NBAD	—
Kurdistan Insurance	NKUI	0.500
Shatt Al Arab Insurance	NSHA	1.000
Elaf Insurance	NELF	—
Dilina Insurance Company	NDIL	—

Iraq Stock Exchange

Thursday 9/4/2026



سوق العراق للاوراق المالية
IRAQ STOCK EXCHANGE

Not Trading Bonds Bulletin

Bond type	Publish type	Code	last trading price	immortilize date
Banaa Bonds /Million ID	Second	CB20	964,981	19/12/2025
Eamar Bonds /Million ID	First	CB30	1,001,095	—
Eamar Bonds /Million ID	Second	CB40	—	—
Eamar Bonds /500 Thousand ID	Third	CB45	—	—
Eamar Bonds /Million ID	Third	CB50	—	—
Injaz Bonds /500 Thousand ID	First	CB55	—	—
Injaz Bonds /Million ID	First	CB60	—	—
Injaz Bonds /500 Thousand ID	Second	CB65	503,793	—
Injaz Bonds /Million ID	Second	CB70	965,050	—
Injaz Bonds /500 Thousand ID	Third	CB75	—	—
Injaz Bonds /Million ID	Third	CB80	978,182	—
National Bonds/Million ID	First	CB90	—	—
National Bonds/500 Thousand ID	Second	CB95	—	—
National Bonds/Million ID	Second	CB100	—	—