

Iraq Stock Exchange

Bulletin No (45)



ISX Trading Indices of Monday 9/3/2026

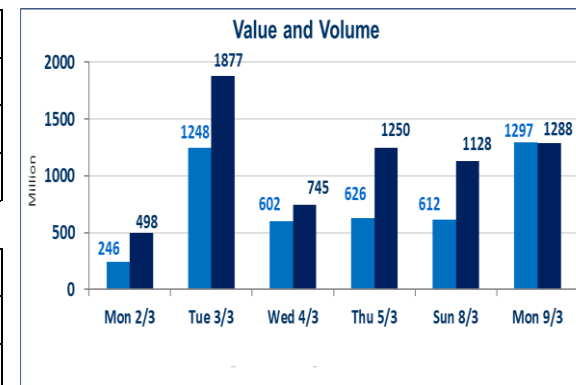
Traded Volume and OTC	1,297,109,288
-----------------------	---------------

Traded Value and OTC	1,288,893,006
----------------------	---------------

Traders	817
---------	-----

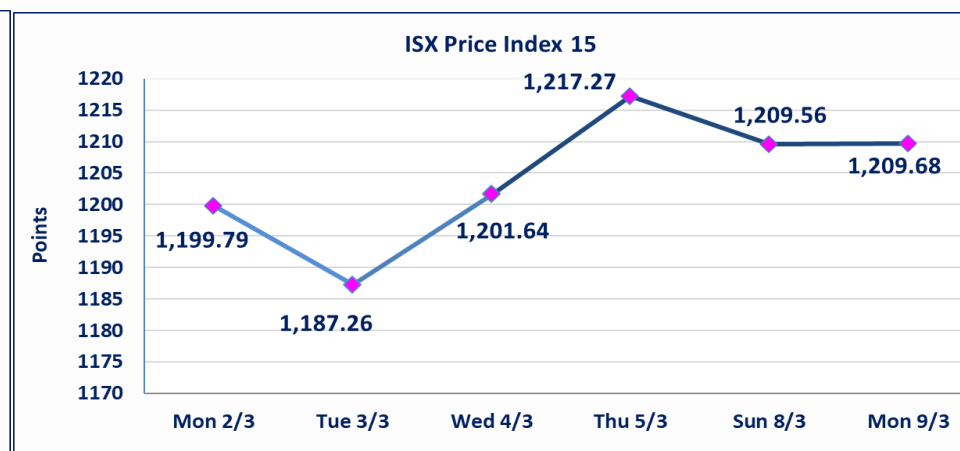
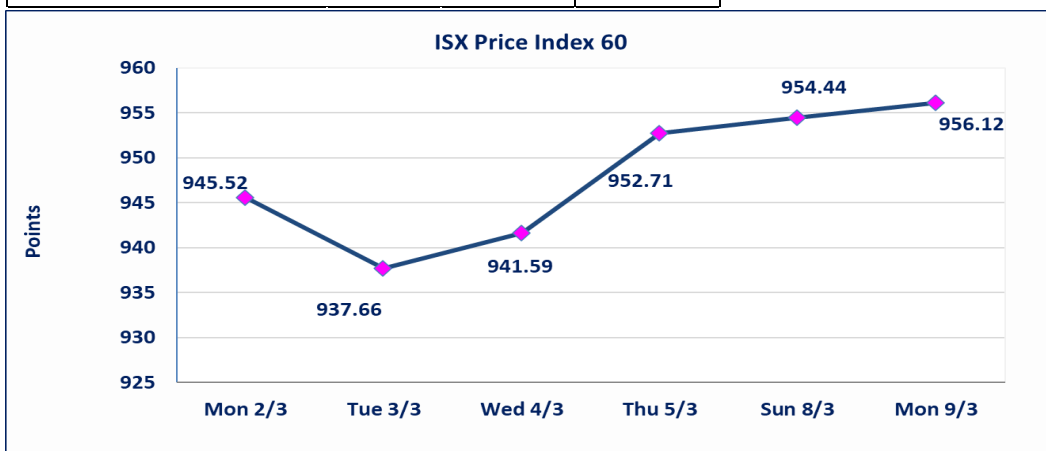
ISX Index 60	956.12
Previous ISX Index60	954.44
Change %	0.18
Change	1.68

ISX Index 15	1209.68
Previous ISX Index15	1209.56
Change %	0.01
Change	0.12



Listed Companies	104	OTC	14
Traded Listed Companies	49	OTC	1
GAM Companies	1		
Suspended Companies	10		

Non Traded listed	44	OTC	13
Higher Companies	17		
Lower Companies	15		



ISX top gaining and losing companies

Monday 9/3/2026

Gainers

Company Name	Closing Price	Change (%)	Traded Volume
Mosul Bank For Investment	0.140	7.69	25,000,000
Al-Hamraa for Insurance	3.810	4.96	10,000
Iraqi Carton Manufactories	2.840	4.80	252,500
Modern Construction Materials	1.140	4.59	677,867
The Light Industries	1.260	3.28	5,858,040

Losers

Company Name	Closing Price	Change (%)	Traded Volume
Babil Animal & Vegetable Product	6.650	-4.86	151,653
AL-Badia for General Trans	0.840	-4.55	470,616
Al-Ahlyia agricultural production	2.550	-3.41	66,353
Rehab Karbalaa	0.660	-2.94	9,785
Al-Khatam Telecom	3.500	-2.78	161,104

The most active companies in term of traded volume and value

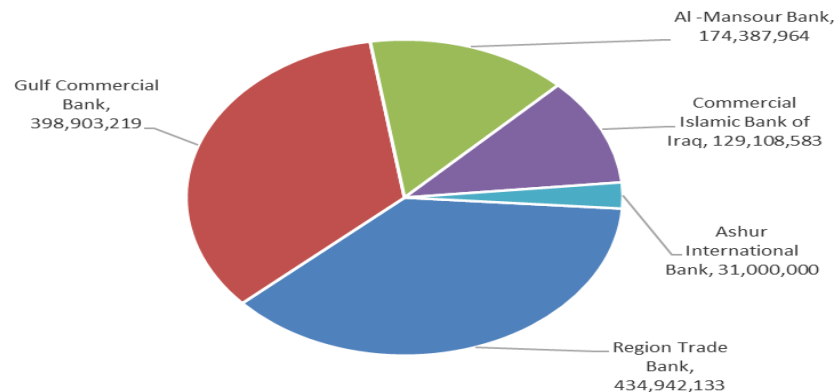
Traded Volume

Company Name	Closing Price	Change (%)	Traded Volume
Region Trade Bank	1.010	1.00	434,942,133
Gulf Commercial Bank	0.340	3.03	398,903,219
Al -Mansour Bank	2.090	-0.48	174,387,964
Commercial Islamic Bank of Iraq	0.630	-1.56	129,108,583
Ashur International Bank	0.230	0.00	31,000,000

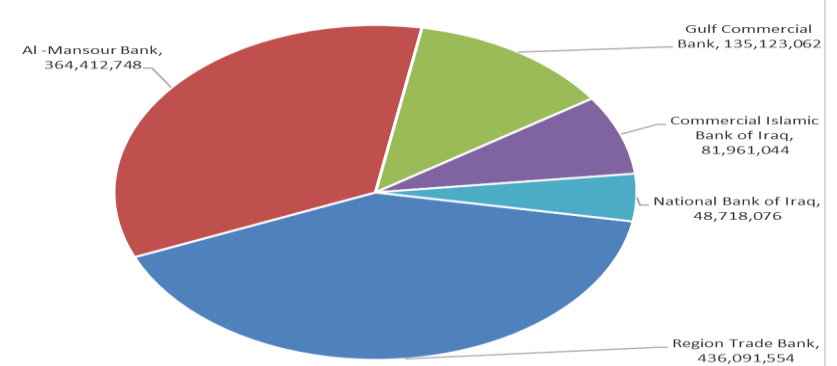
Traded Value

Company Name	Closing Price	Change (%)	Traded Value
Region Trade Bank	1.010	1.00	436,091,554
Al -Mansour Bank	2.090	-0.48	364,412,748
Gulf Commercial Bank	0.340	3.03	135,123,062
Commercial Islamic Bank of Iraq	0.630	-1.56	81,961,044
National Bank of Iraq	4.600	0.00	48,718,076

Top Five by Volume



Top Five by Value



Regular Market Bulletin No (45)



Company Name	Code	opening Price	highest price	lowest price	Average price	Prev Average price	Closing Price	prev closing price	change (%)	No.of Trades	Traded Volume	Traded Value
Banks Sector												
Ashur International Bank	BASH	0.230	0.230	0.230	0.230	0.230	0.230	0.230	0.00	11	31,000,000	7,130,000
Bank of Baghdad	BBOB	3.070	3.090	3.050	3.070	3.070	3.090	3.060	0.98	41	13,623,273	41,839,218
Commercial Islamic Bank of Iraq	BCOI	0.650	0.650	0.630	0.630	0.640	0.630	0.640	-1.56	53	129,108,583	81,961,044
Economy Bank	BEFI	0.220	0.220	0.220	0.220	0.220	0.220	0.220	0.00	2	3,000,000	660,000
Gulf Commercial Bank	BGUC	0.330	0.340	0.330	0.340	0.330	0.340	0.330	3.03	68	398,903,219	135,123,062
Iraqi Islamic Bank	BIIB	1.000	1.000	1.000	1.000	0.990	1.000	0.990	1.01	11	5,635,033	5,635,033
Mosul Bank For Investment	BMFI	0.140	0.140	0.140	0.140	0.130	0.140	0.130	7.69	6	25,000,000	3,500,000
Al -Mansour Bank	BMNS	2.090	2.100	2.070	2.090	2.100	2.090	2.100	-0.48	146	174,387,964	364,412,748
National Bank of Iraq	BNOI	4.640	4.650	4.600	4.600	4.650	4.600	4.600	0.00	46	10,579,538	48,718,076
United Bank	BUND	0.050	0.050	0.050	0.050	0.050	0.050	0.050	0.00	13	198,807	9,940
Total of Banks Sector										397	791,436,417	688,989,121
Telecommunication Sector												
Asia Cell Telecommunication	TASC	14.640	14.650	14.620	14.640	14.620	14.640	14.640	0.00	68	1,826,897	26,742,100
Al-Khatam Telecom	TZNI	3.600	3.600	3.500	3.570	3.560	3.500	3.600	-2.78	5	161,104	575,374
Total of Telecommunication Sector										73	1,988,001	27,317,475
Insurance Sector												
Dar Al-Salam for Insurance	NDSA	0.700	0.700	0.700	0.700	0.700	0.700	0.700	0.00	1	8,439	5,907
Gulf Insurance	NGIR	0.430	0.430	0.430	0.430	0.430	0.430	0.430	0.00	1	59,179	25,447
Total of Insurance Sector										2	67,618	31,354
Service Sector												
Baghdad -Iraq Transportation	SBPT	21.000	21.400	20.950	21.000	20.950	21.180	21.000	0.86	35	839,412	17,628,408
Al-Mosul for funfairs	SMOF	6.800	6.800	6.800	6.800	6.690	6.800	6.690	1.64	1	100,000	680,000
Mamoura Realestate	SMRI	3.150	3.170	3.150	3.160	3.160	3.150	3.170	-0.63	19	1,310,000	4,135,205
AL-Nukhba for Construction	SNUC	0.770	0.770	0.770	0.770	0.770	0.770	0.770	0.00	3	53,531	41,219
Rehab Karbalaa	HKAR	0.660	0.660	0.660	0.660	0.680	0.660	0.680	-2.94	2	9,785	6,458
Total of Service Sector										60	2,312,728	22,491,290
Industrial Sector												
Baghdad Soft Drinks	IBSD	5.660	5.660	5.630	5.640	5.670	5.640	5.660	-0.35	68	4,162,620	23,475,916
Iraqi Date Processing and Marke	IIDP	2.600	2.600	2.550	2.560	2.600	2.550	2.600	-1.92	4	203,414	520,598
Al -Khazer Construction Materia	IKHC	1.200	1.200	1.200	1.200	1.200	1.200	1.200	0.00	3	120,000	144,000
Al-Mansour Pharmaceuticals Inc	IMAP	2.060	2.080	2.050	2.060	2.050	2.080	2.060	0.97	48	17,175,670	35,421,046
Metallic Industries and Bicycles	IMIB	1.840	1.840	1.840	1.840	1.850	1.840	1.850	-0.54	1	5,942	10,933
Modern Sewing	IMOS	5.300	5.300	5.300	5.300	5.370	5.300	5.400	-1.85	3	190,000	1,007,000
Total of Industrial Sector										127	21,857,646	60,579,493
Hotels Sector												
Baghdad Hotel	HBAG	11.510	11.550	11.500	11.500	11.510	11.550	11.510	0.35	11	1,162,908	13,375,020
Ishtar Hotels	HISH	8.920	9.000	8.890	8.950	8.960	9.000	8.920	0.90	8	228,000	2,040,982
Mansour Hotel	HMAN	47.770	47.770	47.770	47.770	47.770	47.770	47.770	0.00	5	15,000	716,550
Tourist Village of Mosul dam	HTVM	13.000	13.000	13.000	13.000	13.000	13.000	13.000	0.00	1	5,000	65,000
Total of Hotels Sector										25	1,410,908	16,197,553
Agricultural Sector												
Al-Ahlyia agricultural production	AAHP	2.640	2.640	2.550	2.560	2.660	2.550	2.640	-3.41	4	66,353	170,069
Babil Animal & Vegetable Produ	ABAP	6.800	6.800	6.650	6.680	6.990	6.650	6.990	-4.86	23	151,653	1,012,840
Agricultural Products Meat	AIPM	4.600	4.600	4.600	4.600	4.600	4.600	4.600	0.00	2	16,423	75,546
Middle East for Production- Fish	AMEF	5.990	5.990	5.990	5.990	6.000	5.990	6.000	-0.17	1	443	2,654
Total of Agricultural Sector										30	234,872	1,261,109
Total Of Regular										714	819,308,190	816,867,394

Second Platform Market Bulletin No (45)



Company Name	Code	opening Price	highest price	lowest price	Average price	Prev Average price	Closing Price	prev closing price	change (%)	No.of Trades	Traded Volume	Traded Value
Banks Sector												
International Islamic Bank	BINT	0.200	0.200	0.200	0.200	0.200	0.200	0.200	0.00	2	3,615	723
Credit Bank Of Iraq	BROI	0.610	0.610	0.610	0.610	0.610	0.610	0.620	-1.61	3	1,092,494	666,421
Region Trade Bank	BRTB	1.000	1.010	1.000	1.000	1.000	1.010	1.000	1.00	11	434,942,133	436,091,554
Total of Banks Sector										16	436,038,242	436,758,699
Insurance Sector												
Al-Hamraa for Insurance	NHAM	3.810	3.810	3.810	3.810	3.630	3.810	3.630	4.96	1	10,000	38,100
Total of Insurance Sector										1	10,000	38,100
Industrial Sector												
Al-Ameen Estate Investment	SAEI	1.750	1.800	1.750	1.790	1.780	1.800	1.790	0.56	3	10,000	17,867
Total of Industrial Sector										3	10,000	17,867
Industrial Sector												
Fallujah for construction Mater	IFCM	2.700	2.750	2.700	2.730	2.770	2.750	2.750	0.00	2	3,000	8,200
Total of Industrial Sector										2	3,000	8,200
Total of Non Regular										22	436,061,242	436,822,865

Undisclosed Platform Companies Bulletin No (45)



Company Name	Code	opening Price	highest price	lowest price	Average price	Prev Average price	Closing Price	prev closing price	change (%)	No.of Trades	Traded Volume	Traded Value
Banks Sector												
Sumer Commercial Bank	BSUC	0.130	0.140	0.130	0.130	0.130	0.140	0.140	0.00	4	29,500,000	3,870,000
Total of Banks Sector										4	29,500,000	3,870,000
Industrial Sector												
AL-Badia for General Trans	SBAG	0.840	0.840	0.840	0.840	0.880	0.840	0.880	-4.55	4	470,616	395,317
General Transportation	SIGT	1.740	1.740	1.740	1.740	1.740	1.740	1.750	-0.57	6	100,743	175,293
Total of Industrial Sector										10	571,359	570,610
Industrial Sector												
Electronic Industry	IELI	1.800	1.800	1.770	1.790	1.810	1.800	1.800	0.00	9	574,535	1,029,963
Iraqi Carton Manufactories	IICM	2.750	2.840	2.750	2.840	2.700	2.840	2.710	4.80	5	252,500	717,073
Modern Construction Materials	IMCM	1.140	1.140	1.140	1.140	1.090	1.140	1.090	4.59	2	677,867	772,768
National Chemical &Plastic	INCP	1.940	1.940	1.880	1.880	1.840	1.880	1.850	1.62	2	255,000	479,700
The Light Industries	ITLI	1.250	1.280	1.240	1.260	1.210	1.260	1.220	3.28	27	5,858,040	7,406,030
Total of Industrial Sector										45	7,617,942	10,405,534
Hotels Sector												
Palestine Hotel	HPAL	18.800	19.000	18.800	19.000	18.830	19.000	18.800	1.06	3	201,321	3,824,835
Total of Hotels Sector										3	201,321	3,824,835
Agricultural Sector												
Iraqi for Seed Production	AISP	4.920	4.950	4.900	4.920	4.910	4.910	4.910	0.00	18	3,349,234	16,461,768
Total of Agricultural Sector										18	3349234	16,461,768
Total of Undisclosed										80	41,239,856	35,132,747
Grand Total										816	1,296,609,288	1,288,823,006

Iraq Stock Exchange not trading companies of Monday 9/3/2026

Company Names	Code	Previous Average Price	Closing Price
Banks Sector			
Investment Bank of Iraq	BIBI	0.220	0.220
Al-Taif Islamic Bank	BTIB	0.670	0.670
Elaf Islamic Bank	BELF	0.260	0.260
Kurdistan International Bank	BKUI	1.100	1.100
National Islamic Bank	BNAI	0.750	0.750
Union Bank of Iraq	BUOI	0.170	0.170
Asia Al Iraq Islamic Bank	BAIB	0.780	0.780
Cihan Bank for Islamic Investment&Finan	BCIH	2.200	2.200
Middle East Bank	BIME	0.060	0.060
Insurance Sector			
Al-Ameen for Insurance	NAME	0.940	0.940
Service Sector			
Kharkh Tour Amuzement City	SKTA	4.000	4.190
Industrial Sector			
Ready Made Clothes	IRMC	2.100	2.100
Iraqi Engineering Works	IIEW	5.500	5.500
Iraqi For Tufted Carpets	IITC	17.500	17.500
Al-Kindi of Veterinary Vaccines	IKLV	2.500	2.500
Hotels Sector			
Babylon Hotel	HBAY	102.000	102.000
National for Tourist Investment	HNTI	9.200	9.200
Al-Sadeer Hotel	HSAD	23.000	23.000
Agricultural Sector			
Modern for Animal Production	AMAP	0.360	
Iraqi Agricultural Products	AIRP	10.000	10.000
Company Names	Code	Previous Average Price	Closing Price
Banks Sector			
Arab Islamic Bank	BAAI	1.000	1.000
Al-Rajih Islamic Bank	BRAJ	1.000	1.000
Erbil Investment & FinanceBank	BERI	0.110	0.110
AL-Anssari Islamic Bank	BANS	0.050	0.050
Trans Iraq Bank Investment	BTRI	0.310	0.310
Al-Mashreq Al-Arabi Islamic Bank	BAMS	0.850	0.850
Al-Mustashar Islamic Bank for Investmen	BMUI	1.000	1.000
Al-Qabidh Islamic Bank	BQAB	0.090	0.090
Trust International Islamic Bank	BTRU	0.750	0.750
World Islamic Bank for Investment	BWOR	1.000	1.000
Al janoob Islamic Bank	BJAB	0.940	0.940
Ameen Al-Iraq Islamic Bank	BAME	1.000	1.000
Iraq Noor Islamic Bank for Investment	BINI	0.250	0.250
Al-Ataa Islamic Bank	BLAD	0.100	0.100
Insurance Sector			
Alahliya For Insurance	NAHF	0.850	0.850
Investment Sector			
Al-Ameen for Financial Investment	VAMF	1.200	1.200
Industrial Sector			
National Furniture Industries	IHFI	1.000	1.000
Baghdad for Packing Materials	IBPM	2.850	2.850
Modern chemical industries	IMCI	100.000	100.000
Service Sector			
Ibdaa Al-sharq Alwast General Contractir	SIBD	1.000	1.000
Hotels Sector			
Ashour Hotel	HASH	27.000	27.000
Agricultural Sector			
AL-Rebass for Poultry&feed	AREB	-	-
Company Names	Code	Previous Average Price	Closing Price
Banks Sector			
Al-Qurtas Islamic Bank	BQUR	1.000	1.000
Industrial Sector			
Al-Hilal Industries	IHLI	1.500	1.500

Iraq Stock Exchange
Non Iraqis' Bulletin Monday March 9 2026
Regular Market



Non Iraqi Trading of Regular Market (Buy)

Company Names	Code	No.of trades	Traded Shares	Trading Volume
Banks Sector				
Gulf Commercial Bank	BGUC	10	26,344,502	8,693,686
Total Bank sector		10	26,344,502	8,693,686
Grand Total		10	26,344,502	8,693,686

Non Iraqi Trading of Regular Market (Sell)

Company Names	Code	No.of trades	Traded Shares	Trading Volume
Banks Sector				
Bank Of Baghdad	BBOB	4	2,149,951	6,598,850
Total Bank sector		4	2,149,951	6,598,850
Grand Total		4	2,149,951	6,598,850

Non Iraqi Trading of Second Market (BUY)

Company Names	Code	No. of trades	Traded Volume	Traded Value
Banks Sector				
Credit Bank Of Iraq	BROI	3	1,092,494	666,421
Total Bank sector		3	1,092,494	666,421
Grand Total		3	1,092,494	666,421

OTC Platform Trading Bulletin No (45)

Company Name	Code	highest price	lowest price	Average price	No.of Trades	Traded Volume	Traded Value
Banks Sector							
Al-Warka Bank	BWAI	0.140	0.140	0.140	1	500,000	70,000
Total Of Money Service Sector					1	500,000	70,000
Total					1	500,000	70,000

Not Trading OTC Companies

Company Name	Code	Previous Average price
Banks Sector		
Hammurabi Commercial Bank	BHAM	—
Al-Sanam Islamic Bank	BSAN	3.000
Industrial Sector		
Kirkuk producing constructional materials	IKFP	2.380
Money Service Sector		
Iraqi Deposit Insurance Corporation	FIDI	1.000
Karmal Brokerage	FKSX	10.000
Rabee Securities	FRSE	9.500
Ishtar Gate for e-Paymant	FISH	1.000
Sama Baghdad Exchange	FSBE	—
Insurance Sector		
Al Badia Insurance	NBAD	—
Kurdistan Insurance	NKUI	0.500
Shatt Al Arab Insurance	NSHA	1.000
Elaf Insurance	NELF	—
Dilina Insurance Company	NDIL	—

Iraq Stock Exchange

Monday 9/3/2026



سوق العراق للاوراق المالية
IRAQ STOCK EXCHANGE

Not Trading Bonds Bulletin

Bond type	Publish type	Code	last trading price	immortilize date
Banaa Bonds /Million ID	Second	CB20	964,981	19/12/2025
Eamar Bonds /Million ID	First	CB30	1,001,095	—
Eamar Bonds /Million ID	Second	CB40	—	—
Eamar Bonds /500 Thousand ID	Third	CB45	—	—
Eamar Bonds /Million ID	Third	CB50	—	—
Injaz Bonds /500 Thousand ID	First	CB55	—	—
Injaz Bonds /Million ID	First	CB60	—	—
Injaz Bonds /500 Thousand ID	Second	CB65	503,793	—
Injaz Bonds /Million ID	Second	CB70	1,026,082	—
Injaz Bonds /500 Thousand ID	Third	CB75	—	—
Injaz Bonds /Million ID	Third	CB80	978,182	—
National Bonds/Million ID	First	CB90	—	—
National Bonds/500 Thousand ID	Second	CB95	—	—
National Bonds/Million ID	Second	CB100	—	—