

# Iraq Stock Exchange

Bulletin No (98)



سوق العراق للاوراق المالية  
IRAQ STOCK EXCHANGE

## ISX Trading Indices of Monday 8/6/2026

Traded Volume and OTC	373,254,314
-----------------------	-------------

Traded Value and OTC	714,908,990
----------------------	-------------

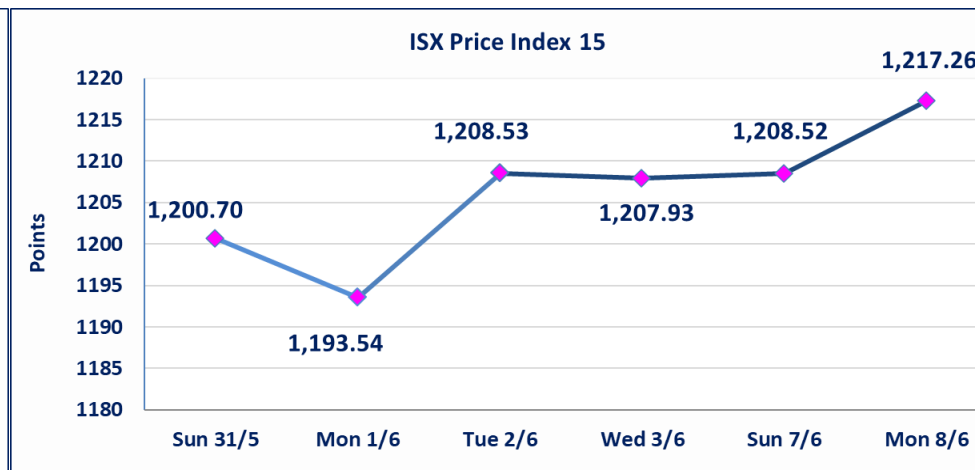
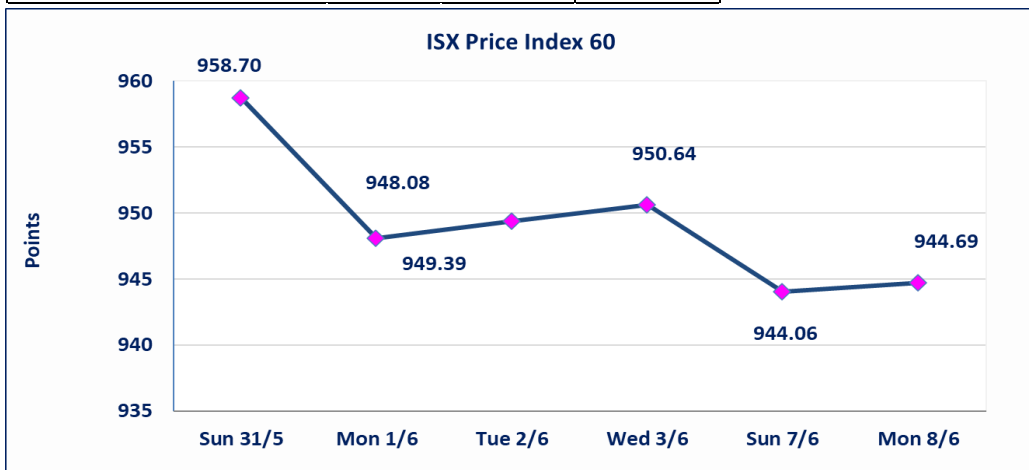
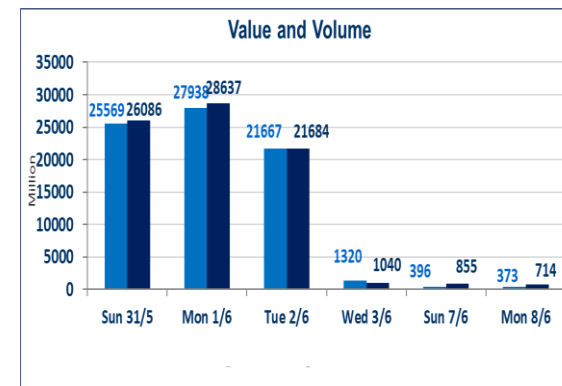
Traders	1348
---------	------

ISX Index 60	944.69
Previous ISX Index60	944.06
Change %	0.07
Change	0.63

ISX Index 15	1217.26
Previous ISX Index15	1208.52
Change %	0.72
Change	8.74

Listed Companies	103	OTC	14
Traded Listed Companies	41	OTC	1
GAM Companies	6		
Suspended Companies	11		

Non Traded listed	45	OTC	13
Higher Companies	14		
Lower Companies	12		



## ISX top gaining and losing companies

Monday 8/6/2026

### Gainers

Company Name	Closing Price	Change (%)	Traded Volume
Mosul Bank For Investment	0.140	7.69	19,883,670
Iraqi for Seed Production	5.550	5.71	28,537,708
Credit Bank Of Iraq	0.600	3.45	1,000,000
Al-Mosul for funfairs	7.200	2.86	50,340
Iraqi For Tufted Carpets	19.990	2.51	466,593

### Losers

Company Name	Closing Price	Change (%)	Traded Volume
Middle East Bank	0.080	-11.11	5,997,441
Al-Taif Islamic Bank	0.570	-9.52	1,236,383
Babil Animal & Vegetable Produc	10.000	-7.41	34,954
Iraqi Engineering Works	5.600	-7.28	88,875
Gulf Commercial Bank	0.360	-2.70	2,822,337

### The most active companies in term of traded volume and value

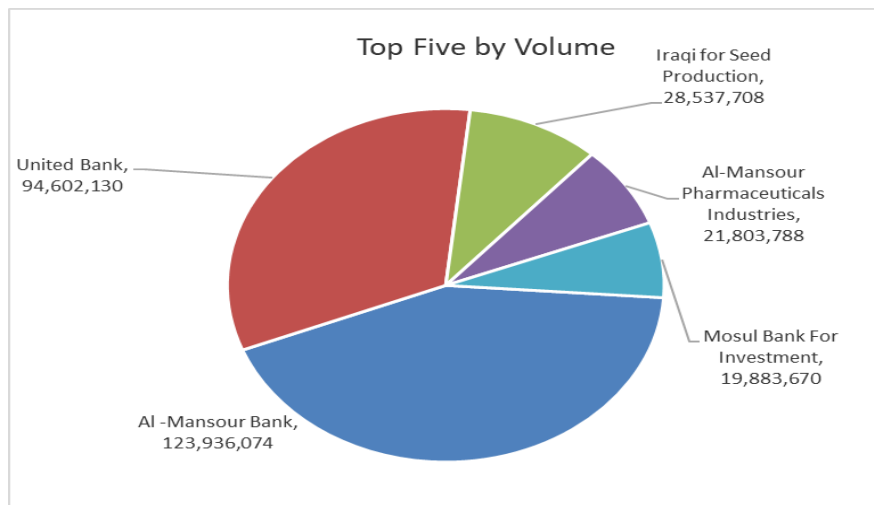
#### Traded Volume

Company Name	Closing Price	Change (%)	Traded Volume
Al -Mansour Bank	1.710	0.00	123,936,074
United Bank	0.050	0.00	94,602,130
Iraqi for Seed Production	5.550	5.71	28,537,708
Al-Mansour Pharmaceuticals Indu	2.450	-0.41	21,803,788
Mosul Bank For Investment	0.140	7.69	19,883,670

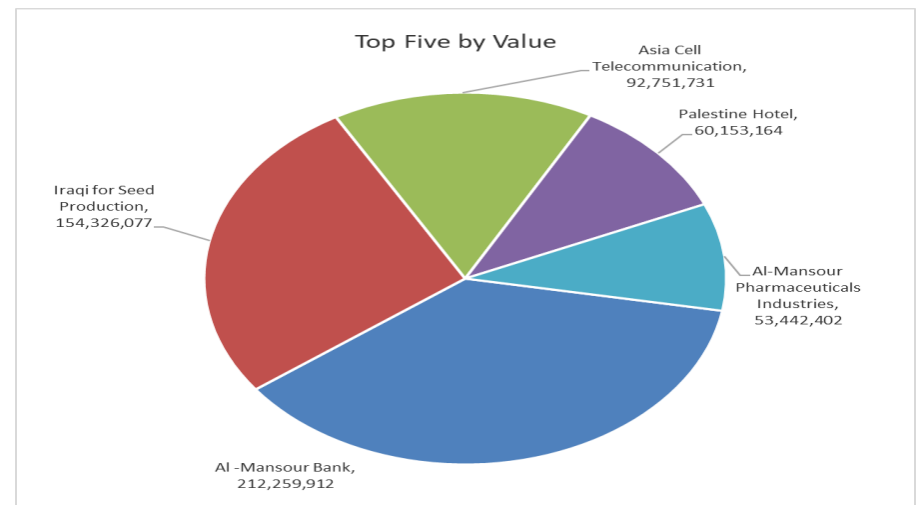
#### Traded Value

Company Name	Closing Price	Change (%)	Traded Value
Al -Mansour Bank	1.710	0.00	212,259,912
Iraqi for Seed Production	5.550	5.71	154,326,077
Asia Cell Telecommunication	16.300	2.13	92,751,731
Palestine Hotel	18.640	0.70	60,153,164
Al-Mansour Pharmaceuticals Indu	2.450	-0.41	53,442,402

#### Top Five by Volume



#### Top Five by Value



## Regular Market Bulletin No (98)



Company Name	Code	opening Price	highest price	lowest price	Average price	Prev Average price	Closing Price	prev closing price	change (%)	No.of Trades	Traded Volume	Traded Value
<b>Banks Sector</b>												
Bank of Baghdad	BBOB	2.610	2.630	2.610	2.620	2.610	2.620	2.610	0.38	66	13,016,211	34,154,451
Commercial Islamic Bank of Iraq	BCOI	0.660	0.660	0.660	0.660	0.650	0.660	0.650	1.54	4	1,095,530	723,050
Gulf Commercial Bank	BGUC	0.360	0.370	0.360	0.360	0.370	0.360	0.370	-2.70	4	2,822,337	1,016,330
Investment Bank of Iraq	BIBI	0.250	0.250	0.250	0.250	0.250	0.250	0.250	0.00	1	401,853	100,463
Iraqi Islamic Bank	BIIB	1.050	1.050	1.050	1.050	1.050	1.050	1.050	0.00	27	15,008,856	15,759,299
Middle East Bank	BIME	0.090	0.090	0.080	0.090	0.090	0.080	0.090	-11.11	7	5,997,441	509,805
Mosul Bank For Investment	BMFI	0.140	0.140	0.130	0.130	0.130	0.140	0.130	7.69	6	19,883,670	2,585,522
Al -Mansour Bank	BMNS	1.710	1.720	1.710	1.710	1.710	1.710	1.710	0.00	82	123,936,074	212,259,912
National Bank of Iraq	BNOI	4.040	4.040	4.010	4.020	4.030	4.020	4.040	-0.50	38	2,020,836	8,117,682
Sumer Commercial Bank	BSUC	0.200	0.200	0.200	0.200	0.190	0.200	0.200	0.00	1	74,552	14,910
Al-Taif Islamic Bank	BTIB	0.590	0.590	0.570	0.590	0.630	0.570	0.630	-9.52	5	1,236,383	725,096
United Bank	BUND	0.050	0.050	0.050	0.050	0.050	0.050	0.050	0.00	293	94,602,130	4,730,107
<b>Total of Banks Sector</b>										534	280,095,873	280,696,627
<b>Telecommunication Sector</b>												
Asia Cell Telecommunication	TASC	15.960	16.300	15.950	16.100	15.960	16.300	15.960	2.13	143	5,759,444	92,751,731
Al-Khatam Telecom	TZNI	4.740	4.740	4.700	4.740	4.830	4.700	4.740	-0.84	18	127,501	603,932
<b>Total of Telecommunication Sector</b>										161	5,886,945	93,355,663
<b>Insurance Sector</b>												
Al-Ameen for Insurance	NAME	0.900	0.900	0.900	0.900	0.820	0.900	0.900	0.00	4	4,969	4,472
<b>Total of Insurance Sector</b>										4	4,969	4,472
<b>Service Sector</b>												
Baghdad -Iraq Transportation	SBPT	22.500	22.500	22.400	22.410	22.330	22.500	22.330	0.76	10	465,306	10,429,354
Kharkh Tour Amuzement City	SKTA	4.890	4.890	4.890	4.890	4.990	4.890	4.990	-2.00	1	2,000	9,780
Al-Mosul for funfairs	SMOF	7.200	7.200	7.200	7.200	7.000	7.200	7.000	2.86	2	50,340	362,448
Mamoura Realestate	SMRI	3.210	3.240	3.210	3.230	3.190	3.230	3.180	1.57	27	1,760,400	5,677,974
<b>Total of Service Sector</b>										40	2,278,046	16,479,557
<b>Industrial Sector</b>												
Baghdad Soft Drinks	IBSD	6.150	6.150	6.130	6.140	6.130	6.140	6.150	-0.16	82	3,313,217	20,356,389
Iraqi Engineering Works	IIEW	6.040	6.040	5.600	5.670	6.040	5.600	6.040	-7.28	3	88,875	504,355
Iraqi For Tufted Carpets	IITC	19.500	19.990	19.000	19.500	19.490	19.990	19.500	2.51	8	466,593	9,100,120
Al -Khazer Construction Material	IKHC	1.200	1.200	1.190	1.190	1.200	1.190	1.200	-0.83	8	509,785	606,670
Al-Kindi of Veterinary Vaccines	IKLV	2.610	2.620	2.610	2.610	2.610	2.620	2.610	0.38	18	1,097,375	2,868,395
Al-Mansour Pharmaceuticals Ind	IMAP	2.460	2.460	2.230	2.450	2.440	2.450	2.460	-0.41	157	21,803,788	53,442,402
<b>Total of Industrial Sector</b>										276	27,279,633	86,878,330
<b>Hotels Sector</b>												
Mansour Hotel	HMAN	67.000	69.000	67.000	67.040	68.100	67.600	67.000	0.90	6	52,735	3,535,305
Tourist Village of Mosul dam	HTVM	14.000	14.000	14.000	14.000	14.010	14.000	14.000	0.00	3	4,000	56,000
<b>Total of Hotels Sector</b>										9	56,735	3,591,305
<b>Agricultural Sector</b>												
Al-Ahlyia agricultural production	AAHP	2.110	2.110	2.110	2.110	2.110	2.110	2.110	0.00	3	5,000,000	10,550,000
Babil Animal & Vegetable Produ	ABAP	10.790	10.790	9.720	10.230	10.800	10.000	10.800	-7.41	8	34,954	357,606
Agricultural Products Meat	AIPM	4.500	4.500	4.500	4.500	4.500	4.500	4.500	0.00	2	3,000	13,500
Modern for Animal Production	AMAP	0.360	0.360	0.360	0.360	0.360	0.360	0.360	0.00	1	443	159
<b>Total of Agricultural Sector</b>										14	5,038,397	10,921,265
<b>Total Of Regular</b>										1,038	320,640,598	491,927,219

**Second Platform Market Bulletin No (98)**



Company Name	Code	opening Price	highest price	lowest price	Average price	Prev Average price	Closing Price	prev closing price	change (%)	No.of Trades	Traded Volume	Traded Value
<b>Banks Sector</b>												
Credit Bank Of Iraq	BROI	0.600	0.600	0.600	0.600	0.580	0.600	0.580	3.45	1	1,000,000	600,000
<b>Total of Banks Sector</b>										1	1,000,000	600,000
<b>Insurance Sector</b>												
Al-Hamraa for Insurance	NHAM	5.400	5.400	5.400	5.400	5.170	5.400	5.400	0.00	3	920	4,968
<b>Total of Insurance Sector</b>										3	920	4,968
<b>Service Sector</b>												
Al-Ameen Estate Investment	SAEI	1.680	1.680	1.680	1.680	1.680	1.680	1.680	0.00	2	150,000	252,000
<b>Total of Industrial Sector</b>										2	150,000	252,000
<b>Industrial Sector</b>												
Fallujah for construction Materi	IFCM	2.830	2.890	2.830	2.840	2.820	2.840	2.830	0.35	4	304,635	865,380
<b>Total of Industrial Sector</b>										4	304,635	865,380
<b>Total of Non Regular</b>										10	1,455,555	1,722,348

**Undisclosed Platform Companies Bulletin No (98)**



Company Name	Code	opening Price	highest price	lowest price	Average price	Prev Average price	Closing Price	prev closing price	change (%)	No.of Trades	Traded Volume	Traded Value
<b>Service Sector</b>												
AL-Badia for General Trans	SBAG	1.410	1.410	1.310	1.400	1.410	1.410	1.410	0.00	7	242,192	339,358
<b>Total of Industrial Sector</b>										7	242,192	339,358
<b>Industrial Sector</b>												
Electronic Industry	IELI	1.350	1.350	1.350	1.350	1.350	1.350	1.350	0.00	2	8,170	11,030
Al-Hilal Industries	IHLI	1.360	1.360	1.360	1.360	1.360	1.360	1.360	0.00	1	372,615	506,756
The Light Industries	ITLI	1.210	1.210	1.190	1.200	1.210	1.190	1.210	-1.65	17	2,977,772	3,561,332
<b>Total of Industrial Sector</b>										20	3,358,557	4,079,118
<b>Hotels Sector</b>												
Palestine Hotel	HPAL	18.520	18.640	18.250	18.370	18.510	18.640	18.510	0.70	44	3,275,000	60,153,164
<b>Total of Hotels Sector</b>										44	3,275,000	60,153,164
<b>Agricultural Sector</b>												
Iraqi for Seed Production	AISP	5.250	5.550	5.250	5.410	5.190	5.550	5.250	5.71	225	28,537,708	154,326,077
<b>Total of Agricultural Sector</b>										225	28537708	154,326,077
<b>Total of Undisclosed</b>										296	35,413,457	218,897,717
<b>Grand Total</b>										1,344	357,509,610	712,547,284

**Iraq Stock Exchange not trading companies of Monday 8/6/2026**

Company Names	Code	Previous Average Price	Closing Price
<b>Banks Sector</b>			
Ashur International Bank	BASH	0.270	0.270
Kurdistan International Bank	BKUI	1.200	1.200
Asia Al Iraq Islamic Bank	BAIB	0.950	0.950
Elaf Islamic Bank	BELF	0.230	0.240
National Islamic Bank	BNAI	1.100	1.100
Union Bank of Iraq	BUOI	0.160	0.160
Cihan Bank for Islamic Investment&Finan	BCIH	2.200	2.200
<b>Insurance Sector</b>			
Gulf Insurance	NGIR	0.450	0.450
Dar Al-Salam for Insurance	NDSA	0.780	0.780
<b>Service Sector</b>			
Rehab Karbalaa	HKAR	0.600	0.600
AL-Nukhba for Construction	SNUC	0.710	0.710
<b>Industrial Sector</b>			
Modern Sewing	IMOS	5.350	5.350
Metallic Industries and Bicycles	IMIB	1.910	1.910
Ready Made Clothes	IRMC	2.300	2.300
<b>Hotels Sector</b>			
Baghdad Hotel	HBAG	11.580	11.580
Babylon Hotel	HBAY	102.010	102.010
<b>Agricultural Sector</b>			
Middle East for Production- Fish	AMEF	5.990	5.990
Iraqi Agricultural Products	AIRP	9.000	9.000
Company Names	Code	Previous Average Price	Closing Price
<b>Banks Sector</b>			
International Islamic Bank	BINT	0.200	0.200
Al-Ataa Islamic Bank	BLAD	0.100	0.100
International Development Bank	BIDB	1.050	1.050
Al-Qabidh Islamic Bank	BQAB	0.090	0.090
AL- Mal Islamic Bank	BMAL	1.000	1.000
Region Trade Bank	BRTB	1.010	1.010
Al-Mashreq Al-Arabi Islamic Bank	BAMS	0.850	0.850
Arab Islamic Bank	BAAI	1.000	1.000
Al-Rajih Islamic Bank	BRAJ	1.000	1.000
Al-Mustashar Islamic Bank for Investmen	BMUI	1.000	1.000
Trust International Islamic Bank	BTRU	0.750	0.750
World Islamic Bank for Investment	BWOR	1.000	1.000
Al janoob Islamic Bank	BJAB	0.940	0.940
Ameen Al-Iraq Islamic Bank	BAME	1.000	1.000
Erbil Investment & FinanceBank	BERI	0.110	0.110
<b>Insurance Sector</b>			
Alahliya For Insurance	NAHF	0.820	0.820
<b>Investment Sector</b>			
Al-Ameen for Financial Investment	VAMF	0.690	0.690
AL-Wiaam for Financial Investment	VWIF	1.260	1.260
<b>Industrial Sector</b>			
National Furniture Industries	IHFI	1.000	1.000
Baghdad for Packing Materials	IBPM	2.860	2.860
Modern chemical industries	IMCI	100.000	100.000
<b>Service Sector</b>			
Ibdaa Al-sharq Alwast General Contractir	SIBD	1.000	1.000
<b>Hotels Sector</b>			
Ashour Hotel	HASH	26.110	27.800
Company Names	Code	Previous Average Price	Closing Price
<b>Banks Sector</b>			
Al-Qurtas Islamic Bank	BQUR	1.000	1.000
<b>Service Sector</b>			
General Transportation	SIGT	1.500	1.500
<b>Industrial Sector</b>			
National Chemical &Plastic	INCP	1.910	1.910
Modern Construction Materials	IMCM	1.150	1.150

**Iraq Stock Exchange**  
**Non Iraqis' Bulletin Monday Jun 8 2026**  
**Regular Market**



**Non Iraqi Trading of Regular Market (Buy)**

Company Names	Code	No.of trades	Traded Shares	Trading Volume
<b>Banks Sector</b>				
Bank Of Baghdad	BBOB	4	76,614	199,963
<b>Total Bank sector</b>		<b>4</b>	<b>76,614</b>	<b>199,963</b>
<b>Grand Total</b>		<b>4</b>	<b>76,614</b>	<b>199,963</b>

**Undisclosed Platform Companies Bulletin (Sell)**

Company Names	Code	No.of trades	Traded Shares	Trading Volume
<b>Agricultural Sector</b>				
Iraqi for Seed Production	AISP	2	500,000	2,750,000
<b>Total Agricultural Sector</b>		<b>2</b>	<b>500,000</b>	<b>2,750,000</b>
<b>Grand Total</b>		<b>2</b>	<b>500,000</b>	<b>2,750,000</b>

## OTC Platform Trading Bulletin No (98)

Company Name	Code	highest price	lowest price	Average price	No.of Trades	Traded Volume	Traded Value
<b>Banks Sector</b>							
Al-Warka Bank	BWAI	0.150	0.150	0.150	4	15,744,704	2,361,706
Total Of Money Service Sector					4	15,744,704	2,361,706
<b>Total</b>					<b>4</b>	<b>15,744,704</b>	<b>2,361,706</b>

## Not Trading OTC Companies

Company Name	Code	Previous Average price
<b>Banks Sector</b>		
Hammurabi Commercial Bank	BHAM	—
Al-Sanam Islamic Bank	BSAN	3.000
<b>Industrial Sector</b>		
Kirkuk producing constructional materials	IKFP	2.800
<b>Money Service Sector</b>		
Rabee Securities	FRSE	9.050
Karmal Brokerage	FKSX	10.000
Iraqi Deposit Insurance Corporation	FIDI	1.000
Ishtar Gate for e-Paymant	FISH	1.000
Sama Baghdad Exchange	FSBE	—
<b>Insurance Sector</b>		
Shatt Al Arab Insurance	NSHA	1.000
Al Badia Insurance	NBAD	—
Kurdistan Insurance	NKUI	0.500
Elaf Insurance	NELF	—
Dilina Insurance Company	NDIL	—

Iraq Stock Exchange

Monday 8/6/2026



سوق العراق للاوراق المالية  
IRAQ STOCK EXCHANGE

## Not Trading Bonds Bulletin

Bond type	Publish type	Code	last trading price	immortilize date
Banaa Bonds /Million ID	Second	CB20	964,981	19/12/2025
Eamar Bonds /Million ID	First	CB30	1,001,095	—
Eamar Bonds /Million ID	Second	CB40	—	—
Eamar Bonds /500 Thousand ID	Third	CB45	—	—
Eamar Bonds /Million ID	Third	CB50	—	—
Injaz Bonds /500 Thousand ID	First	CB55	—	—
Injaz Bonds /Million ID	First	CB60	951,110	—
Injaz Bonds /500 Thousand ID	Second	CB65	511,000	—
Injaz Bonds /Million ID	Second	CB70	965,050	—
Injaz Bonds /500 Thousand ID	Third	CB75	—	—
Injaz Bonds /Million ID	Third	CB80	978,182	—
National Bonds/Million ID	First	CB90	—	—
National Bonds/500 Thousand ID	Second	CB95	—	—
National Bonds/Million ID	Second	CB100	—	—