

Iraq Stock Exchange

Bulletin No (117)



سوق العراق للاوراق المالية
IRAQ STOCK EXCHANGE

ISX Trading Indices of Tuesday 7/7/2026

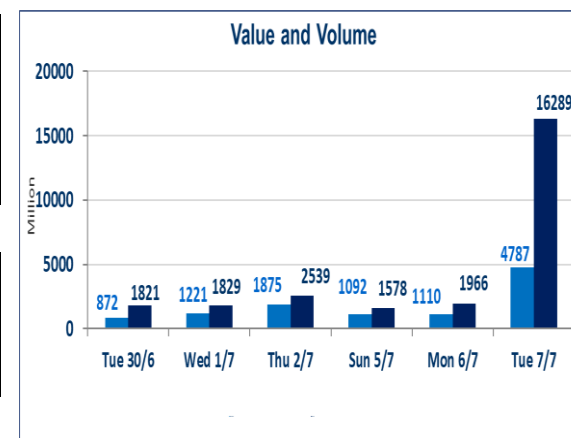
Traded Volume and OTC	4,787,613,147
-----------------------	---------------

Traded Value and OTC	16,289,147,754
----------------------	----------------

Traders	970
---------	-----

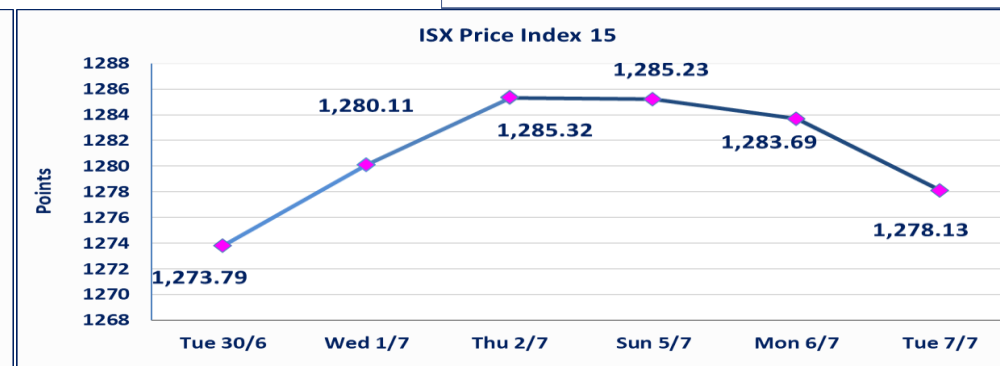
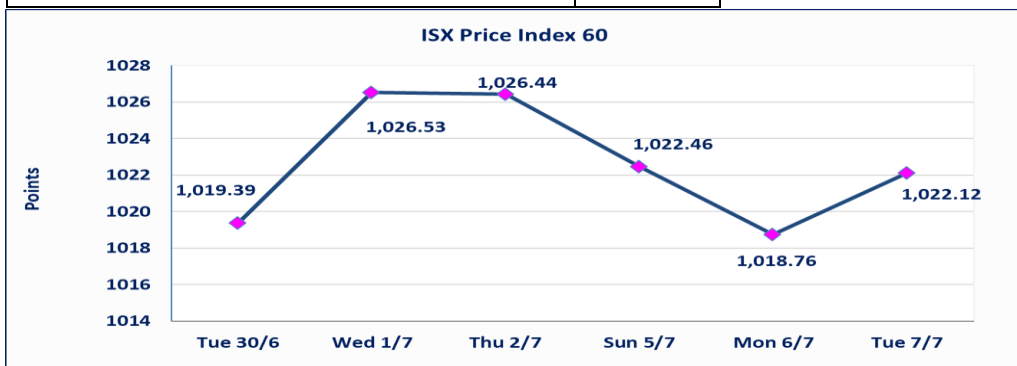
ISX Index 60	1022.12
Previous ISX Index60	1018.76
Change %	0.33
Change	3.36

ISX Index 15	1278.13
Previous ISX Index15	1283.69
Change %	-0.43
Change	-5.56



Listed Companies	103	OTC	17
Traded Listed Companies	37	OTC	1
GAM Companies	7		
Suspended Companies	8		

Non Traded listed	51	OTC	16
Higher Companies	6		
Lower Companies	19		



special orders

Al-Karmel Brokerage Company executed an intentional cross trade involving 3,900,000,000 shares of Al-Ahli Bank, valued at 15,444,000,000 dinars, during the extended trading session (after 1:00 PM) in accordance with the procedures for executing large-volume transactions.

ISX top gaining and losing companies

Tuesday 7/7/2026



سوق العراق للاوراق المالية
IRAQI STOCK EXCHANGE

Gainers

Company Name	Closing Price	Change (%)	Traded Volume
Al-Taif Islamic Bank	0.950	6.74	522,974
Mansour Hotel	65.500	5.65	325,712
Sumer Commercial Bank	0.230	4.55	298,466,604
Al-Khatam Telecom	3.820	1.87	134,065
Commercial Islamic Bank of Iraq	0.660	1.54	16,759,717

Losers

Company Name	Closing Price	Change (%)	Traded Volume
Iraqi Carton Manufactories	2.180	-9.92	674,559
National Furniture Industries	0.730	-9.88	4,480,261
Agricultural Products Meat	4.800	-9.43	200,000
Babil Animal & Vegetable Product	7.950	-5.81	17,000
Modern Sewing	6.100	-5.43	1,278,951

The most active companies in term of traded volume and value

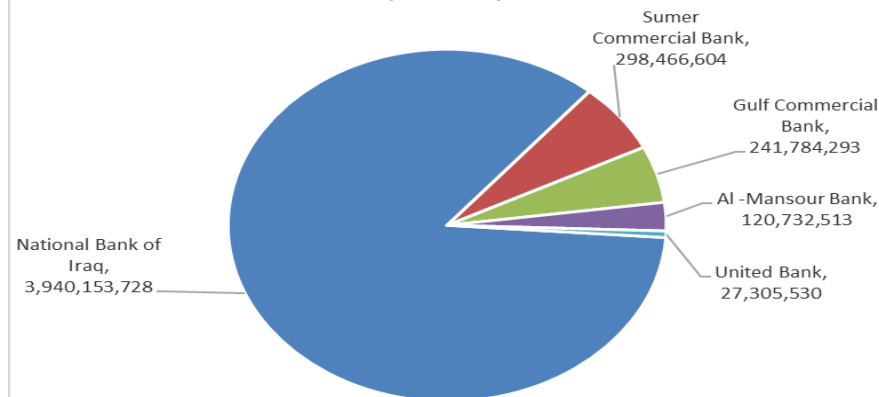
Traded Volume

Company Name	Closing Price	Change (%)	Traded Volume
National Bank of Iraq	3.950	-1.25	3,940,153,728
Sumer Commercial Bank	0.230	4.55	298,466,604
Gulf Commercial Bank	0.340	0.00	241,784,293
Al -Mansour Bank	1.920	0.00	120,732,513
United Bank	0.050	0.00	27,305,530

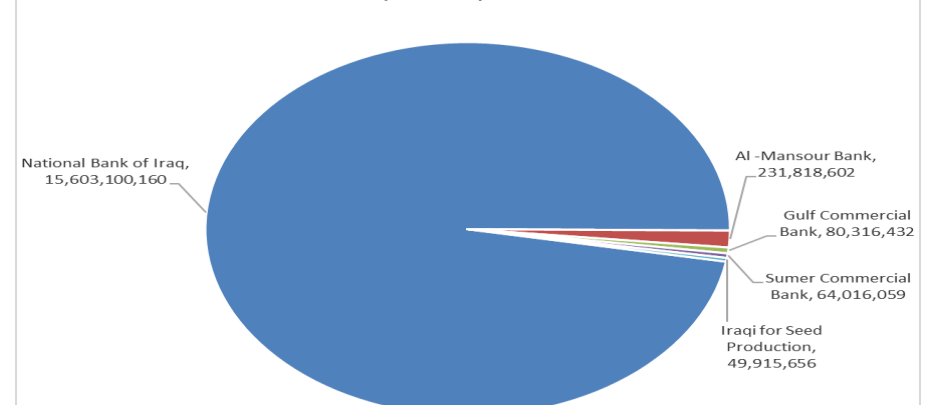
Traded Value

Company Name	Closing Price	Change (%)	Traded Value
National Bank of Iraq	3.950	-1.25	15,603,100,160
Al -Mansour Bank	1.920	0.00	231,818,602
Gulf Commercial Bank	0.340	0.00	80,316,432
Sumer Commercial Bank	0.230	4.55	64,016,059
Iraqi for Seed Production	6.600	-0.45	49,915,656

Top Five by Volume



Top Five by Value



Regular Market Bulletin No (117)



Company Name	Code	opening Price	highest price	lowest price	Average price	Prev Average price	Closing Price	prev closing price	change (%)	No.of Trades	Traded Volume	Traded Value
Banks Sector												
Ashur International Bank	BASH	0.320	0.330	0.310	0.320	0.330	0.320	0.330	-3.03	13	10,775,000	3,447,050
Bank of Baghdad	BBOB	3.000	3.020	2.980	3.000	2.990	3.000	3.000	0.00	65	8,016,981	24,037,943
Commercial Islamic Bank of Iraq	BCOI	0.650	0.660	0.650	0.650	0.650	0.660	0.650	1.54	23	16,759,717	10,923,866
Economy Bank	BEFI	0.230	0.230	0.230	0.230	0.230	0.230	0.230	0.00	9	15,000,000	3,450,000
Gulf Commercial Bank	BGUC	0.340	0.340	0.330	0.330	0.340	0.340	0.340	0.00	125	241,784,293	80,316,432
Investment Bank of Iraq	BIBI	0.310	0.320	0.310	0.310	0.310	0.310	0.310	0.00	12	23,000,000	7,140,000
Iraqi Islamic Bank	BIIB	1.070	1.080	1.070	1.070	1.070	1.070	1.060	0.94	17	6,627,441	7,091,421
Al -Mansour Bank	BMNS	1.920	1.930	1.910	1.920	1.920	1.920	1.920	0.00	58	120,732,513	231,818,602
National Bank of Iraq	BNOI	4.000	4.000	3.940	3.960	4.000	3.950	4.000	-1.25	152	3,940,153,728	15,603,100,160
Sumer Commercial Bank	BSUC	0.220	0.230	0.210	0.210	0.210	0.230	0.220	4.55	58	298,466,604	64,016,059
Al-Taif Islamic Bank	BTIB	0.890	0.950	0.890	0.920	0.890	0.950	0.890	6.74	10	522,974	480,441
United Bank	BUND	0.050	0.050	0.050	0.050	0.050	0.050	0.050	0.00	20	27,305,530	1,365,277
Total of Banks Sector										562	4,709,144,781	16,037,187,250
Telecommunication Sector												
Asia Cell Telecommunication	TASC	16.450	16.450	16.330	16.370	16.400	16.360	16.420	-0.37	121	2,969,323	48,594,116
Al-Khatam Telecom	TZNI	3.740	3.820	3.740	3.770	3.760	3.820	3.750	1.87	5	134,065	505,543
Total of Telecommunication Sector										126	3,103,388	49,099,659
Service Sector												
Baghdad -Iraq Transportation	SBPT	22.150	22.250	22.150	22.200	22.250	22.250	22.250	0.00	3	100,000	2,220,000
Kharkh Tour Amuzement City	SKTA	4.470	4.470	4.460	4.460	4.470	4.460	4.470	-0.22	2	12,000	53,522
Mamoura Realestate	SMRI	3.700	3.700	3.700	3.700	3.690	3.700	3.700	0.00	9	4,723,432	17,476,698
Total of Service Sector										14	4,835,432	19,750,221
Industrial Sector												
Al-Mansour Pharmaceuticals Inc	IMAP	2.590	2.590	2.450	2.520	2.590	2.550	2.590	-1.54	49	9,880,750	24,897,823
Modern Sewing	IMOS	6.450	6.450	6.000	6.240	6.260	6.100	6.450	-5.43	20	1,278,951	7,982,151
Total of Industrial Sector										69	11,159,701	32,879,974
Hotels Sector												
Baghdad Hotel	HBAG	12.500	12.500	12.150	12.180	12.490	12.150	12.500	-2.80	18	529,538	6,447,901
Ishtar Hotels	HISH	9.000	9.100	8.780	8.940	9.000	8.960	9.000	-0.44	32	4,651,000	41,560,960
Mansour Hotel	HMAN	65.000	69.000	65.000	65.650	62.110	65.500	62.000	5.65	22	325,712	21,382,736
Total of Hotels Sector										72	5,506,250	69,391,597
Agricultural Sector												
Babil Animal & Vegetable Produ	ABAP	7.950	7.950	7.950	7.950	8.440	7.950	8.440	-5.81	2	17,000	135,150
Agricultural Products Meat	AIPM	5.100	5.100	4.800	4.830	5.300	4.800	5.300	-9.43	3	200,000	966,792
Total of Agricultural Sector										5	217,000	1,101,942
Total Of Regular										848	4,733,966,552	16,209,410,643

Second Platform Market Bulletin No (117)



Company Name	Code	opening Price	highest price	lowest price	Average price	Prev Average price	Closing Price	prev closing price	change (%)	No.of Trades	Traded Volume	Traded Value
Banks Sector												
Iraq Noor Islamic Bank for Inves	BINI	0.210	0.210	0.210	0.210	0.220	0.210	0.220	-4.55	1	3,000,000	630,000
International Islamic Bank	BINT	0.220	0.220	0.220	0.220	0.220	0.220	0.220	0.00	2	411,404	90,509
Credit Bank Of Iraq	BROI	0.540	0.540	0.530	0.530	0.540	0.530	0.540	-1.85	6	4,050,084	2,154,575
Trans Iraq Bank Investment	BTRI	0.270	0.270	0.270	0.270	0.280	0.270	0.270	0.00	2	5,000,000	1,350,000
Total of Banks Sector										11	12,461,488	4,225,083
Service Sector												
Al-Ameen Estate Investment	SAEI	1.640	1.660	1.620	1.650	1.640	1.620	1.640	-1.22	5	217,427	358,719
Total of Industrial Sector										5	217,427	358,719
Industrial Sector												
Fallujah for construction Materi	IFCM	2.750	2.750	2.680	2.710	2.850	2.740	2.850	-3.86	18	4,702,375	12,731,550
National Furniture Industries	IHFI	0.730	0.730	0.730	0.730	0.810	0.730	0.810	-9.88	6	4,480,261	3,270,591
Total of Industrial Sector										24	9,182,636	16,002,141
Total of Non Regular										40	21,861,551	20,585,943

Undisclosed Platform Companies Bulletin No (117)



Company Name	Code	opening Price	highest price	lowest price	Average price	Prev Average price	Closing Price	prev closing price	change (%)	No.of Trades	Traded Volume	Traded Value
Service Sector												
AL-Badia for General Trans	SBAG	1.350	1.450	1.350	1.430	1.450	1.450	1.450	0.00	2	482,534	692,255
Total of Industrial Sector										2	482,534	692,255
Industrial Sector												
Electronic Industry	IELI	1.400	1.400	1.360	1.360	1.400	1.360	1.400	-2.86	7	1,010,142	1,377,799
Iraqi Carton Manufactories	IICM	2.300	2.300	2.180	2.190	2.450	2.180	2.420	-9.92	8	674,559	1,478,403
National Chemical &Plastic	INCP	1.900	1.900	1.880	1.890	1.900	1.880	1.900	-1.05	3	184,195	347,496
The Light Industries	ITLI	1.310	1.310	1.300	1.310	1.300	1.310	1.310		9	1,950,000	2,549,500
Total of Industrial Sector										27	3,818,896	5,753,198
Agricultural Sector												
Iraqi for Seed Production	AISP	6.630	6.650	6.560	6.610	6.640	6.600	6.630	-0.45	45	7,554,614	49,915,656
Total of Agricultural Sector										45	7554614	49,915,656
Total of Undisclosed										74	11,856,044	56,361,108
Grand Total										962	4,767,684,147	16,286,357,694

Iraq Stock Exchange not trading companies of Tuesday 7/7/2026

Company Names	Code	Previous Average Price	Closing Price
Banks Sector			
Elaf Islamic Bank	BELF	0.270	0.270
Middle East Bank	BIME	0.080	0.080
Mosul Bank For Investment	BMFI	0.130	0.140
Union Bank of Iraq	BUOI	0.160	0.160
National Islamic Bank	BNAI	1.100	1.100
Asia Al Iraq Islamic Bank	BAIB	0.950	0.950
Cihan Bank for Islamic Investment&Finan	BCIH	2.200	2.200
Insurance Sector			
Al-Ameen for Insurance	NAME	0.890	0.890
Gulf Insurance	NGIR	0.440	0.440
Dar Al-Salam for Insurance	NDSA	0.780	0.780
Service Sector			
Al-Mosul for funfairs	SMOF	7.000	7.000
Rehab Karbalaa	HKAR	0.650	0.650
Industrial Sector			
Iraqi Date Processing and Marketing	IIDP	2.400	2.400
Iraqi Engineering Works	IIEW	5.470	5.600
Al -Khazer Construction Materials	IKHC	1.180	1.180
Al-Kindi of Veterinary Vaccines	IKLV	2.850	2.840
Iraqi For Tufted Carpets	IITC	22.500	22.500
Ready Made Clothes	IRMC	2.400	2.400
Metallic Industries and Bicycles	IMIB	1.990	1.990
Hotels Sector			
Tourist Village of Mosul dam	HTVM	14.500	14.500
Babylon Hotel	HBAY	107.000	107.000
National for Tourist Investment	HNTI	9.000	9.000
Agricultural Sector			
Modern for Animal Production	AMAP	0.360	0.360
Middle East for Production- Fish	AMEF	5.990	5.990
Iraqi Agricultural Products	AIRP	11.000	11.000
Al-Ahlyia agricultural production	AAHP	2.110	2.110
Company Names	Code	Previous Average Price	Closing Price
Banks Sector			
Al-Ataa Islamic Bank	BLAD	0.100	0.100
AL-Anssari Islamic Bank	BANS	0.050	0.050
International Development Bank	BIDB	1.050	1.050
Al-Qabidh Islamic Bank	BQAB	0.090	0.090
Al-Mashreq Al-Arabi Islamic Bank	BAMS	0.850	0.850
Arab Islamic Bank	BAAI	1.000	1.000
Al-Rajih Islamic Bank	BRAJ	1.000	1.000
Al-Mustashar Islamic Bank for Investmen	BMUI	1.000	1.000
Trust International Islamic Bank	BTRU	0.750	0.750
World Islamic Bank for Investment	BWOR	1.000	1.000
Al janoob Islamic Bank	BJAB	0.940	0.940
Ameen Al-Iraq Islamic Bank	BAME	1.000	1.000
Insurance Sector			
Alahliya For Insurance	NAHF	0.800	0.800
Al-Hamraa for Insurance	NHAM	5.100	5.100
Service Sector			
Ibdaa Al-sharq Alwast General Contractin	SIBD	1.000	1.000
Investment Sector			
AL-Wiaam for Financial Investment	VWIF	0.690	0.690
Al-Ameen for Financial Investment	VAMF	0.690	0.690
Industrial Sector			
Modern chemical industries	IMCI	100.000	100.000
Baghdad for Packing Materials	IBPM	2.860	2.860
Hotels Sector			
Ashour Hotel	HASH	27.280	27.280
Company Names	Code	Previous Average Price	Closing Price
Service Sector			
General Transportation	SIGT	1.660	1.660
Industrial Sector			
Al-Hilal Industries	IHLI	1.500	1.480
Modern Construction Materials	IMCM	1.630	1.630
Hotels Sector			
Palestine Hotel	HPAL	18.550	18.550
Al-Sadeer Hotel	HSAD	23.000	23.000

Non Iraqi Trading of Regular Market (Buy)

Company Names	Code	No.of trades	Traded Shares	Trading Volume
Banks Sector				
Commercial Bank of Iraq	BCOI	2	1,505,000	978,300
Bank Of Baghdad	BBOB	23	971,790	2,915,370
Gulf Commercial Bank	BGUC	41	39,749,700	13,147,401
Al-Mansour Bank	BMNS	7	50,713,484	97,369,889
Total Bank sector		73	92,939,974	114,410,960
Grand Total		73	92,939,974	114,410,960

Non Iraqi Trading of Regular Market (Sell)

Company Names	Code	No.of trades	Traded Shares	Trading Volume
Banks Sector				
National Bank Of Iraq	BNOI	60	26,855,402	106,127,937
Total Bank sector		60	26,855,402	106,127,937
Telecommunication Sector				
Asia cell	TASC	19	1,750,000	28,617,725
Total Telecommunication sector		19	1,750,000	28,617,725
Grand Total		79	28,605,402	134,745,662

Non Iraqi Trading of Second Market (BUY)

Company Names	Code	No. of trades	Traded Volume	Traded Value
Banks Sector				
International Islamic Bank	BINT	2	411,404	90,509
Credit Bank Of Iraq	BROI	1	800,000	432,000
Total Bank sector		3	1,211,404	522,509
Grand Total		3	1,211,404	522,509

Non Iraqi Trading of Undisclosed Platform (Sell)

Company Names	Code	No.of trades	Traded Shares	Trading Volume
Industry Sector				
The Light Industries	ITLI	5	1,250,000	1,637,500
Total Industry sector		5	1,250,000	1,637,500
Grand Total		5	1,250,000	1,637,500

OTC Platform Trading Bulletin No (117)

Company Name	Code	highest price	lowest price	Average price	No.of Trades	Traded Volume	Traded Value
Banks Sector							
Al-Warka Bank	BWAI	0.140	0.140	0.140	8	19,929,000	2,790,060
Total Of Money Service Sector					8	19,929,000	2,790,060
Total					8	19,929,000	2,790,060

Not Trading OTC Companies

Company Name	Code	Previous Average price
Banks Sector		
Al-Sanam Islamic Bank	BSAN	3.000
Hammurabi Commercial Bank	BHAM	—
Industrial Sector		
Kirkuk producing constructional materials	IKFP	2.660
Money Service Sector		
Rabee Securities	FRSE	9.050
Karmal Brokerage	FKSX	10.000
Iraqi Deposit Insurance Corporation	FIDI	1.000
Ishtar Gate for e-Paymant	FISH	1.000
Sama Baghdad Exchange	FSBE	—
Insurance Sector		
Almaseer Insurance Company	NMAS	—
Zain Insurance Company	NZA	—
Dar Altheqa Insurance Company	NDAR	—
Shatt Al Arab Insurance	NSHA	1.000
Al Badia Insurance	NBAD	—
Kurdistan Insurance	NKUI	0.500
Elaf Insurance	NELF	—
Dilina Insurance Company	NDIL	—

Iraq Stock Exchange

Tuesday 7/7/2026



سوق العراق للاوراق المالية
IRAQ STOCK EXCHANGE

Not Trading Bonds Bulletin

Bond type	Publish type	Code	last trading price	immortilize date
Banaa Bonds /Million ID	Second	CB20	964,981	19/12/2025
Eamar Bonds /Million ID	First	CB30	1,001,095	—
Eamar Bonds /Million ID	Second	CB40	—	—
Eamar Bonds /500 Thousand ID	Third	CB45	—	—
Eamar Bonds /Million ID	Third	CB50	—	—
Injaz Bonds /500 Thousand ID	First	CB55	—	—
Injaz Bonds /Million ID	First	CB60	951,110	—
Injaz Bonds /500 Thousand ID	Second	CB65	511,000	—
Injaz Bonds /Million ID	Second	CB70	965,050	—
Injaz Bonds /500 Thousand ID	Third	CB75	—	—
Injaz Bonds /Million ID	Third	CB80	978,182	—
National Bonds/Million ID	First	CB90	—	—
National Bonds/500 Thousand ID	Second	CB95	—	—
National Bonds/Million ID	Second	CB100	—	—