

# Iraq Stock Exchange

Bulletin No (97)



سوق العراق للأوراق المالية  
IRAQ STOCK EXCHANGE

## ISX Trading Indices of Sunday 7/6/2026

Traded Volume and OTC	396,717,002
-----------------------	-------------

Traded Value and OTC	855,905,016
----------------------	-------------

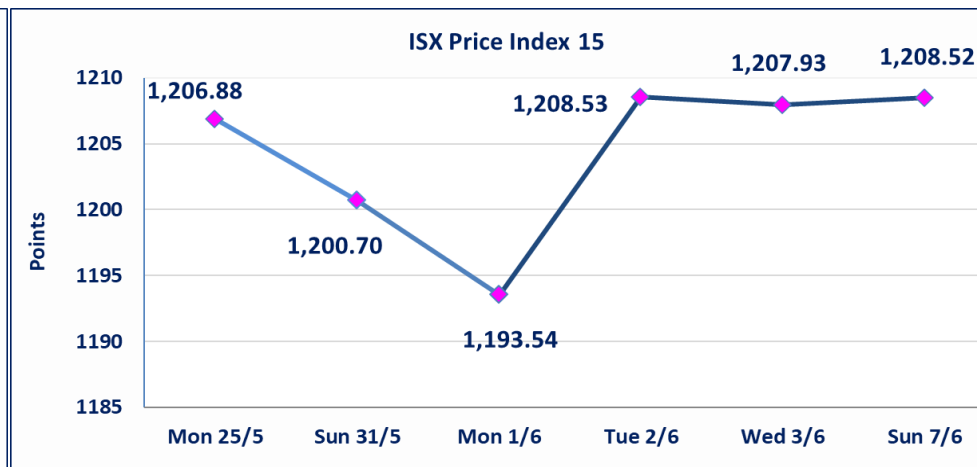
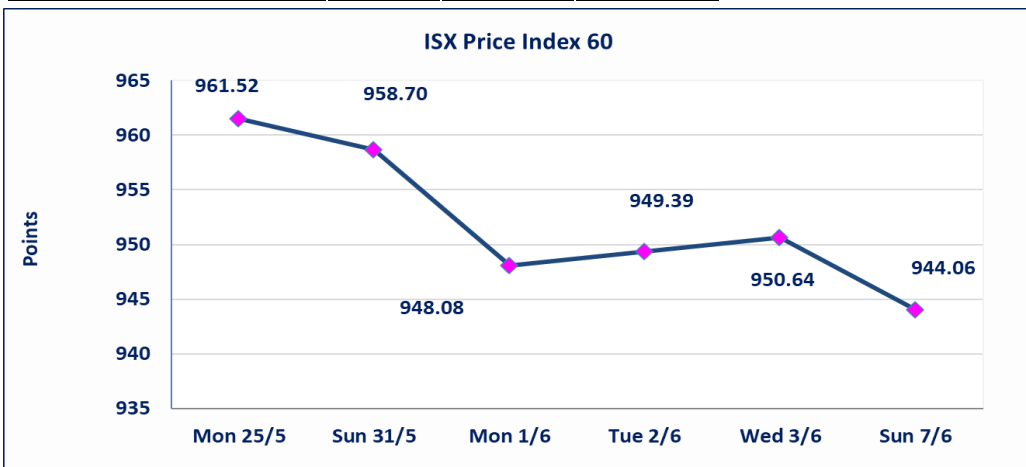
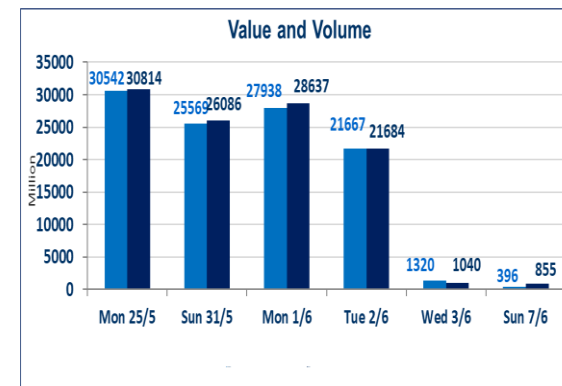
Traders	1025
---------	------

ISX Index 60	944.06
Previous ISX Index60	950.64
Change %	-0.69
Change	-6.58

ISX Index 15	1208.52
Previous ISX Index15	1207.93
Change %	0.05
Change	0.59

Listed Companies	103	OTC	14
Traded Listed Companies	47	OTC	0
GAM Companies	6		
Suspended Companies	11		

Non Traded listed	39	OTC	14
Higher Companies	9		
Lower Companies	13		



## ISX top gaining and losing companies

Sunday 7/6/2026

### Gainers

Company Name	Closing Price	Change (%)	Traded Volume
Al-Mansour Pharmaceuticals Indu	2.460	11.31	9,661
Al-Hamraa for Insurance	5.400	11.11	23,140
Ashur International Bank	0.270	3.85	1,000,000
Iraqi for Seed Production	5.250	2.14	23,231,435
Fallujah for construction Materia	2.830	1.07	749,480

### Losers

Company Name	Closing Price	Change (%)	Traded Volume
Mosul Bank For Investment	0.130	-7.14	50,083,425
Mansour Hotel	67.000	-6.94	60,242
Al-Khatam Telecom	4.740	-2.87	1,155,209
The Light Industries	1.210	-1.63	5,072,372
Electronic Industry	1.350	-1.46	3,779,927

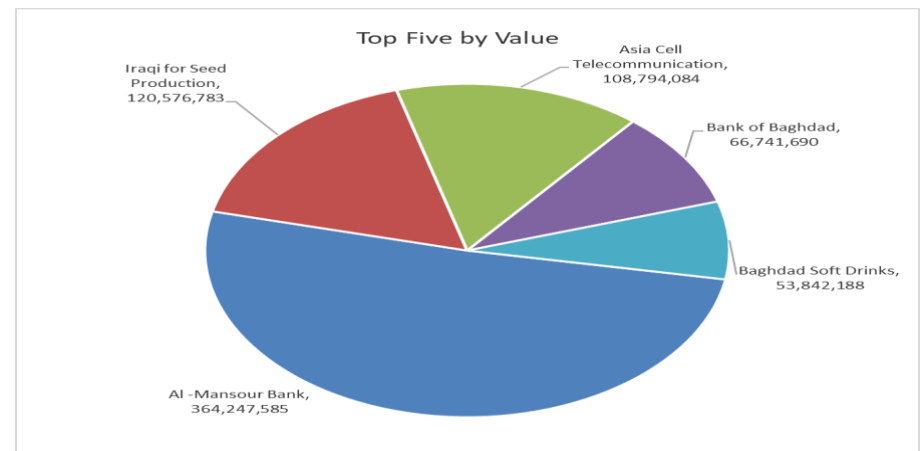
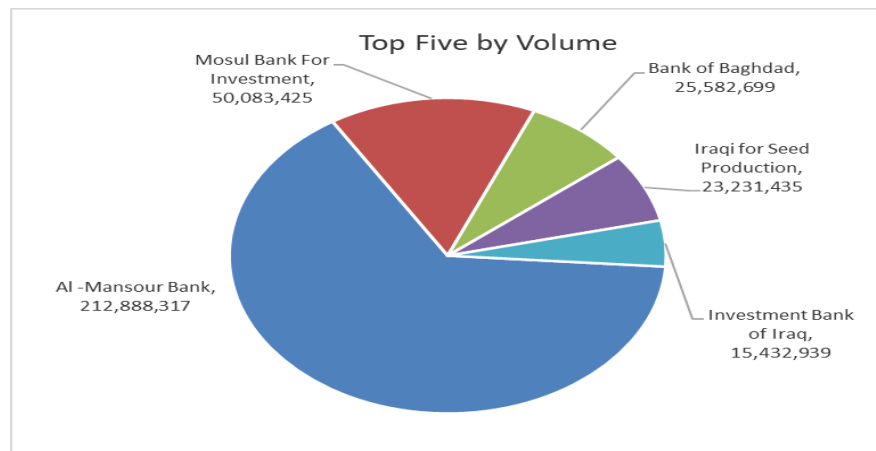
### The most active companies in term of traded volume and value

#### Traded Volume

Company Name	Closing Price	Change (%)	Traded Volume
Al -Mansour Bank	1.710	-0.58	212,888,317
Mosul Bank For Investment	0.130	-7.14	50,083,425
Bank of Baghdad	2.610	0.38	25,582,699
Iraqi for Seed Production	5.250	2.14	23,231,435
Investment Bank of Iraq	0.250	0.00	15,432,939

#### Traded Value

Company Name	Closing Price	Change (%)	Traded Value
Al -Mansour Bank	1.710	-0.58	364,247,585
Iraqi for Seed Production	5.250	2.14	120,576,783
Asia Cell Telecommunication	15.960	-0.06	108,794,084
Bank of Baghdad	2.610	0.38	66,741,690
Baghdad Soft Drinks	6.150	-0.49	53,842,188



## Regular Market Bulletin No (97)



Company Name	Code	opening Price	highest price	lowest price	Average price	Prev Average price	Closing Price	prev closing price	change (%)	No.of Trades	Traded Volume	Traded Value
<b>Banks Sector</b>												
Ashur International Bank	BASH	0.270	0.270	0.270	0.270	0.260	0.270	0.260	3.85	1	1,000,000	270,000
Bank of Baghdad	BBOB	2.600	2.630	2.590	2.610	2.570	2.610	2.600	0.38	89	25,582,699	66,741,690
Commercial Islamic Bank of Iraq	BCOI	0.650	0.650	0.650	0.650	0.650	0.650	0.650	0.00	2	956,000	621,400
Gulf Commercial Bank	BGUC	0.370	0.370	0.370	0.370	0.370	0.370	0.370	0.00	7	10,344,387	3,827,423
Investment Bank of Iraq	BIBI	0.250	0.260	0.250	0.250	0.250	0.250	0.250	0.00	12	15,432,939	3,860,146
Iraqi Islamic Bank	BIIB	1.050	1.050	1.050	1.050	1.050	1.050	1.060	-0.94	19	9,856,224	10,349,035
Middle East Bank	BIME	0.090	0.090	0.090	0.090	0.090	0.090	0.090	0.00	2	265,076	23,857
Kurdistan International Bank	BKUI	1.200	1.200	1.200	1.200	1.200	1.200	1.200	0.00	1	4,141	4,969
Mosul Bank For Investment	BMFI	0.130	0.140	0.130	0.130	0.140	0.130	0.140	-7.14	16	50,083,425	6,511,200
Al -Mansour Bank	BMNS	1.720	1.720	1.710	1.710	1.710	1.710	1.720	-0.58	131	212,888,317	364,247,585
National Bank of Iraq	BNOI	4.020	4.050	4.020	4.030	4.030	4.040	4.020	0.50	74	7,306,137	29,440,560
Sumer Commercial Bank	BSUC	0.200	0.200	0.190	0.190	0.190	0.200	0.200	0.00	23	6,258,933	1,201,787
Al-Taif Islamic Bank	BTIB	0.630	0.630	0.630	0.630	0.630	0.630	0.630	0.00	2	9,707	6,115
United Bank	BUND	0.050	0.050	0.050	0.050	0.050	0.050	0.050	0.00	5	775,787	38,789
<b>Total of Banks Sector</b>										384	340,763,772	487,144,558
<b>Telecommunication Sector</b>												
Asia Cell Telecommunication	TASC	16.000	16.000	15.950	15.960	15.870	15.960	15.970	-0.06	172	6,818,418	108,794,084
Al-Khatam Telecom	TZNI	4.870	4.870	4.740	4.830	4.810	4.740	4.880	-2.87	41	1,155,209	5,577,231
<b>Total of Telecommunication Sector</b>										213	7,973,627	114,371,316
<b>Insurance Sector</b>												
Gulf Insurance	NGIR	0.450	0.450	0.450	0.450	0.450	0.450	0.450	0.00	1	11,044	4,970
<b>Total of Insurance Sector</b>										1	11,044	4,970
<b>Service Sector</b>												
Baghdad -Iraq Transportation	SBPT	22.330	22.330	22.330	22.330	22.330	22.330	22.330	0.00	19	208,221	4,649,575
Kharkh Tour Amuzement City	SKTA	4.990	4.990	4.990	4.990	4.990	4.990	4.990	0.00	3	249	1,243
Mamoura Realestate	SMRI	3.200	3.200	3.180	3.190	3.220	3.180	3.200	-0.62	8	704,189	2,244,405
Rehab Karbalaa	HKAR	0.600	0.600	0.600	0.600	0.600	0.600	0.600	0.00	1	100,000	60,000
<b>Total of Service Sector</b>										31	1,012,659	6,955,222
<b>Industrial Sector</b>												
Baghdad Soft Drinks	IBSD	6.180	6.180	6.100	6.130	6.160	6.150	6.180	-0.49	123	8,786,974	53,842,188
Al -Khazer Construction Material	IKHC	1.200	1.200	1.200	1.200	1.200	1.200	1.200	0.00	2	18,237	21,884
Al-Kindi of Veterinary Vaccines	IKLV	2.610	2.610	2.600	2.610	2.600	2.610	2.600	0.38	4	750,000	1,955,000
Al-Mansour Pharmaceuticals Inc	IMAP	2.410	2.460	2.410	2.440	2.470	2.460	2.210	11.31	4	9,661	23,621
Modern Sewing	IMOS	5.350	5.350	5.350	5.350	5.350	5.350	5.350	0.00	3	342,585	1,832,830
<b>Total of Industrial Sector</b>										136	9,907,457	57,675,523
<b>Hotels Sector</b>												
Baghdad Hotel	HBAG	11.580	11.580	11.580	11.580	11.570	11.580	11.570	0.09	1	696	8,060
Mansour Hotel	HMAN	72.000	72.000	67.000	68.100	72.560	67.000	72.000	-6.94	16	60,242	4,102,378
Tourist Village of Mosul dam	HTVM	14.050	14.050	14.000	14.010	14.050	14.000	14.050	-0.36	6	4,345	60,880
<b>Total of Hotels Sector</b>										23	65,283	4,171,318
<b>Agricultural Sector</b>												
Al-Ahlyia agricultural production	AAHP	2.110	2.110	2.110	2.110	2.110	2.110	2.110	0.00	1	1,000,000	2,110,000
Babil Animal & Vegetable Production	ABAP	10.800	10.800	10.800	10.800	10.800	10.800	10.800	0.00	4	1,886	20,369
Modern for Animal Production	AMAP	0.360	0.360	0.360	0.360	0.360	0.360	0.360	0.00	1	233	84
<b>Total of Agricultural Sector</b>										6	1,002,119	2,130,453
<b>Total Of Regular</b>										794	360,735,961	672,453,359

**Second Platform Market Bulletin No (97)**



Company Name	Code	opening Price	highest price	lowest price	Average price	Prev Average price	Closing Price	prev closing price	change (%)	No.of Trades	Traded Volume	Traded Value
<b>Banks Sector</b>												
International Islamic Bank	BINT	0.200	0.200	0.200	0.200	0.200	0.200	0.200	0.00	4	23,933	4,787
Credit Bank Of Iraq	BROI	0.580	0.580	0.580	0.580	0.580	0.580	0.580	0.00	3	44,560	25,845
<b>Total of Banks Sector</b>										<b>7</b>	<b>68,493</b>	<b>30,631</b>
<b>Insurance Sector</b>												
Al-Hamraa for Insurance	NHAM	4.860	5.400	4.860	5.170	4.860	5.400	4.860	11.11	8	23,140	119,588
<b>Total of Insurance Sector</b>										<b>8</b>	<b>23,140</b>	<b>119,588</b>
<b>Investment Sector</b>												
Al-Ameen for Financial Investm	VAMF	0.690	0.690	0.690	0.690	1.260	0.690	0.690	0.00	1	4,321	2,981
<b>Total of Investment Sector</b>										<b>1</b>	<b>4,321</b>	<b>2,981</b>
<b>Service Sector</b>												
Al-Ameen Estate Investment	SAEI	1.680	1.680	1.680	1.680	1.680	1.680	1.680	0.00	1	2,435	4,091
<b>Total of Industrial Sector</b>										<b>1</b>	<b>2,435</b>	<b>4,091</b>
<b>Industrial Sector</b>												
Fallujah for construction Materi	IFCM	2.800	2.890	2.800	2.820	2.800	2.830	2.800	1.07	7	749,480	2,114,374
<b>Total of Industrial Sector</b>										<b>7</b>	<b>749,480</b>	<b>2,114,374</b>
<b>Hotels Sector</b>												
Ashour Hotel	HASH	28.000	28.100	25.200	26.110	28.000	27.800	28.000	-0.71	22	1,582,242	41,306,802
<b>Total of Hotels Sector</b>										<b>22</b>	<b>1,582,242</b>	<b>41,306,802</b>
<b>Total of Non Regular</b>										<b>46</b>	<b>2,430,111</b>	<b>43,578,468</b>

**Undisclosed Platform Companies Bulletin No (97)**



Company Name	Code	opening Price	highest price	lowest price	Average price	Prev Average price	Closing Price	prev closing price	change (%)	No.of Trades	Traded Volume	Traded Value
<b>Service Sector</b>												
AL-Badia for General Trans	SBAG	1.410	1.410	1.410	1.410	1.410	1.410	1.410	0.00	2	8,156	11,500
General Transportation	SIGT	1.500	1.500	1.500	1.500	1.500	1.500	1.500	0.00	3	23,524	35,286
<b>Total of Industrial Sector</b>										<b>5</b>	<b>31,680</b>	<b>46,786</b>
<b>Industrial Sector</b>												
Electronic Industry	IELI	1.370	1.370	1.350	1.350	1.360	1.350	1.370	-1.46	9	3,779,927	5,109,010
Al-Hilal Industries	IHLI	1.360	1.360	1.360	1.360	1.360	1.360	1.360	0.00	2	1,081,643	1,471,034
National Chemical &Plastic	INCP	1.910	1.910	1.910	1.910	1.910	1.910	1.910	0.00	1	260	497
The Light Industries	ITLI	1.230	1.230	1.200	1.210	1.230	1.210	1.230	-1.63	9	5,072,372	6,124,846
<b>Total of Industrial Sector</b>										<b>21</b>	<b>9,934,202</b>	<b>12,705,387</b>
<b>Hotels Sector</b>												
Palestine Hotel	HPAL	18.550	18.600	18.500	18.510	18.500	18.510	18.550	-0.22	15	353,613	6,544,232
<b>Total of Hotels Sector</b>										<b>15</b>	<b>353,613</b>	<b>6,544,232</b>
<b>Agricultural Sector</b>												
Iraqi for Seed Production	AISP	5.140	5.250	5.140	5.190	5.150	5.250	5.140	2.14	144	23,231,435	120,576,783
<b>Total of Agricultural Sector</b>										<b>144</b>	<b>23231435</b>	<b>120,576,783</b>
<b>Total of Undisclosed</b>										<b>185</b>	<b>33,550,930</b>	<b>139,873,189</b>
<b>Grand Total</b>										<b>1,025</b>	<b>396,717,002</b>	<b>855,905,016</b>

**Iraq Stock Exchange not trading companies of Sunday 7/6/2026**

Company Names	Code	Previous Average Price	Closing Price
<b>Banks Sector</b>			
Asia Al Iraq Islamic Bank	BAIB	0.950	0.950
Elaf Islamic Bank	BELF	0.230	0.240
National Islamic Bank	BNAI	1.100	1.100
Union Bank of Iraq	BUOI	0.160	0.160
Cihan Bank for Islamic Investment&Finan	BCIH	2.200	2.200
<b>Insurance Sector</b>			
Al-Ameen for Insurance	NAME	0.820	0.900
Dar Al-Salam for Insurance	NDSA	0.780	0.780
<b>Service Sector</b>			
Al-Mosul for funfairs	SMOF	7.000	7.000
AL-Nukhba for Construction	SNUC	0.710	0.710
<b>Industrial Sector</b>			
Iraqi For Tufted Carpets	IITC	19.490	19.500
Metallic Industries and Bicycles	IMIB	1.910	1.910
Iraqi Engineering Works	IIEW	6.040	6.040
Ready Made Clothes	IRMC	2.300	2.300
<b>Hotels Sector</b>			
Babylon Hotel	HBAY	102.010	102.010
<b>Agricultural Sector</b>			
Middle East for Production- Fish	AMEF	5.990	5.990
Iraqi Agricultural Products	AIRP	9.000	9.000
Agricultural Products Meat	AIPM	4.500	4.500
Company Names	Code	Previous Average Price	Closing Price
<b>Banks Sector</b>			
Al-Ataa Islamic Bank	BLAD	0.100	0.100
International Development Bank	BIDB	1.050	1.050
Al-Qabidh Islamic Bank	BQAB	0.090	0.090
AL- Mal Islamic Bank	BMAL	1.000	1.000
Region Trade Bank	BRTB	1.010	1.010
Al-Mashreq Al-Arabi Islamic Bank	BAMS	0.850	0.850
Arab Islamic Bank	BAAI	1.000	1.000
Al-Rajih Islamic Bank	BRAJ	1.000	1.000
Al-Mustashar Islamic Bank for Investmen	BMUI	1.000	1.000
Trust International Islamic Bank	BTRU	0.750	0.750
World Islamic Bank for Investment	BWOR	1.000	1.000
Al janoob Islamic Bank	BJAB	0.940	0.940
Ameen Al-Iraq Islamic Bank	BAME	1.000	1.000
Erbil Investment & FinanceBank	BERI	0.110	0.110
<b>Insurance Sector</b>			
Alahliya For Insurance	NAHF	0.820	0.820
<b>Investment Sector</b>			
AL-Wiaam for Financial Investment	VWIF	0.690	0.690
<b>Industrial Sector</b>			
National Furniture Industries	IHFI	1.000	1.000
Baghdad for Packing Materials	IBPM	2.860	2.860
Modern chemical industries	IMCI	100.000	100.000
<b>Service Sector</b>			
Ibdaa Al-sharq Alwast General Contractir	SIBD	1.000	1.000
Company Names	Code	Previous Average Price	Closing Price
<b>Banks Sector</b>			
Al-Qurtas Islamic Bank	BQUR	1.000	1.000
<b>Industrial Sector</b>			
Modern Construction Materials	IMCM	1.150	1.150

**Iraq Stock Exchange**  
**Non Iraqis' Bulletin Sunday Jun 7 2026**  
**Regular Market**



**Non Iraqi Trading of Regular Market (Buy)**

Company Names	Code	No.of trades	Traded Shares	Trading Volume
<b>Banks Sector</b>				
Bank Of Baghdad	BBOB	1	380,000	995,600
<b>Total Bank sector</b>		<b>1</b>	<b>380,000</b>	<b>995,600</b>
<b>Grand Total</b>		<b>1</b>	<b>380,000</b>	<b>995,600</b>

**Non Iraqi Trading of Regular Market (Sell)**

Company Names	Code	No.of trades	Traded Shares	Trading Volume
<b>Hotel Sector</b>				
Mansour Hotel	HMAN	1	105	7,350
<b>Total Hotel Sector</b>		<b>1</b>	<b>105</b>	<b>7,350</b>
<b>Grand Total</b>		<b>1</b>	<b>105</b>	<b>7,350</b>

### Not Trading OTC Companies

Company Name	Code	Previous Average price
<b>Banks Sector</b>		
Al-Warka Bank	BWAI	0.150
Hammurabi Commercial Bank	BHAM	—
Al-Sanam Islamic Bank	BSAN	3.000
<b>Industrial Sector</b>		
Kirkuk producing constructional materials	IKFP	2.800
<b>Money Service Sector</b>		
Rabee Securities	FRSE	9.050
Karmal Brokerage	FKSX	10.000
Iraqi Deposit Insurance Corporation	FIDI	1.000
Ishtar Gate for e-Paymant	FISH	1.000
Sama Baghdad Exchange	FSBE	—
<b>Insurance Sector</b>		
Shatt Al Arab Insurance	NSHA	1.000
Al Badia Insurance	NBAD	—
Kurdistan Insurance	NKUI	0.500
Elaf Insurance	NELF	—
Dilina Insurance Company	NDIL	—

Iraq Stock Exchange

Sunday 7/6/2026



سوق العراق للاوراق المالية  
IRAQ STOCK EXCHANGE

## Not Trading Bonds Bulletin

Bond type	Publish type	Code	last trading price	immortilize date
Banaa Bonds /Million ID	Second	CB20	964,981	19/12/2025
Eamar Bonds /Million ID	First	CB30	1,001,095	—
Eamar Bonds /Million ID	Second	CB40	—	—
Eamar Bonds /500 Thousand ID	Third	CB45	—	—
Eamar Bonds /Million ID	Third	CB50	—	—
Injaz Bonds /500 Thousand ID	First	CB55	—	—
Injaz Bonds /Million ID	First	CB60	951,110	—
Injaz Bonds /500 Thousand ID	Second	CB65	511,000	—
Injaz Bonds /Million ID	Second	CB70	965,050	—
Injaz Bonds /500 Thousand ID	Third	CB75	—	—
Injaz Bonds /Million ID	Third	CB80	978,182	—
National Bonds/Million ID	First	CB90	—	—
National Bonds/500 Thousand ID	Second	CB95	—	—
National Bonds/Million ID	Second	CB100	—	—