

Iraq Stock Exchange

Bulletin No (80)



سوق العراق للاوراق المالية
IRAQ STOCK EXCHANGE

ISX Trading Indices of Thursday 7/5/2026

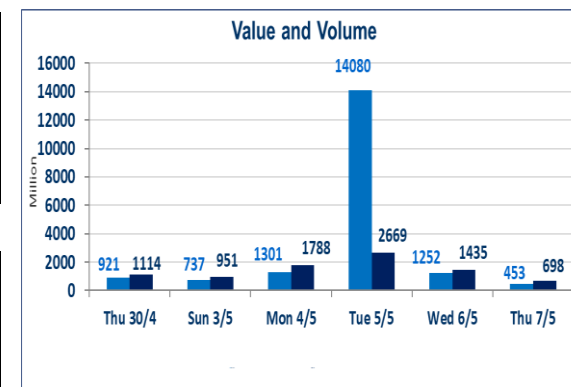
Traded Volume and OTC	453,485,939
-----------------------	-------------

Traded Value and OTC	698,533,385
----------------------	-------------

Traders	1081
---------	------

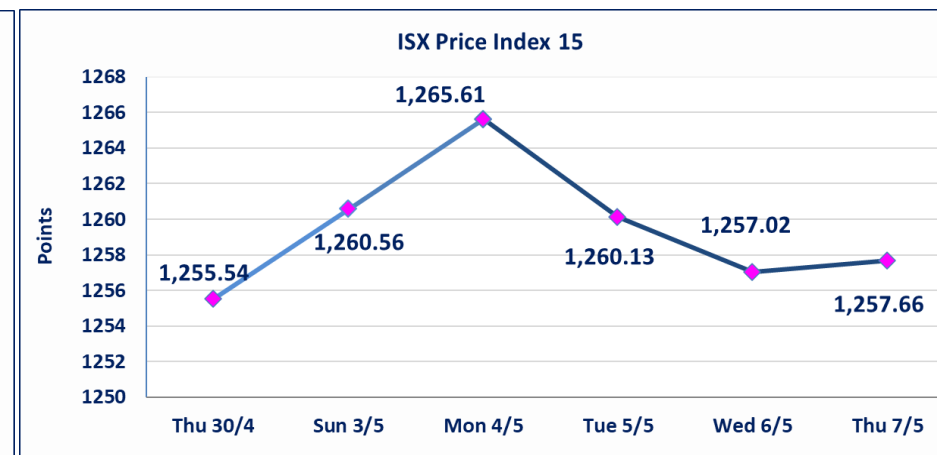
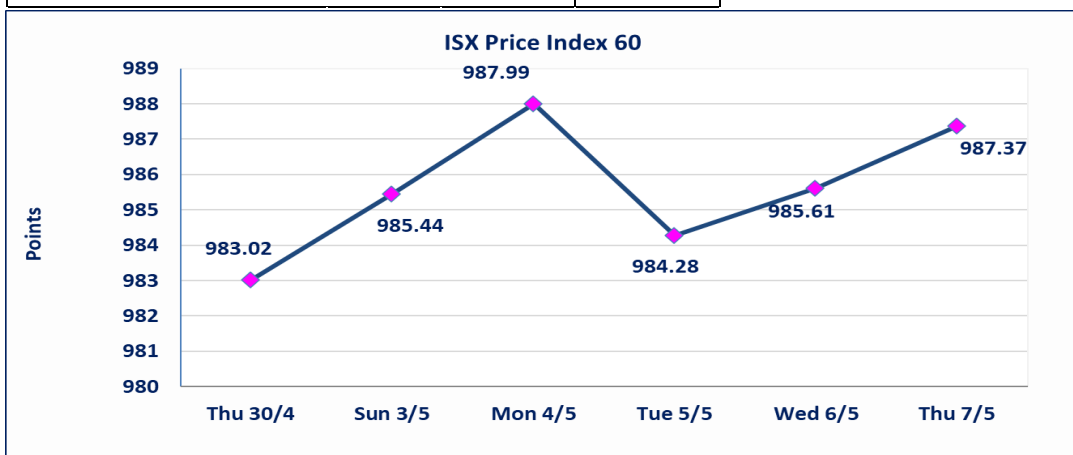
ISX Index 60	987.37
Previous ISX Index60	985.61
Change %	0.18
Change	1.76

ISX Index 15	1257.66
Previous ISX Index15	1257.02
Change %	0.05
Change	0.64



Listed Companies	104	OTC	14
Traded Listed Companies	51	OTC	2
GAM Companies	3		
Suspended Companies	8		

Non Traded listed	42	OTC	12
Higher Companies	14		
Lower Companies	8		



ISX top gaining and losing companies

Thursday 7/5/2026

Gainers

Company Name	Closing Price	Change (%)	Traded Volume
Ashur International Bank	0.260	4.00	20,922,400
Agricultural Products Meat	4.670	3.78	6,889
Palestine Hotel	18.920	2.33	989,284
Fallujah for construction Material	2.760	2.22	4,664,812
Iraqi Islamic Bank	1.080	1.89	927,888

Losers

Company Name	Closing Price	Change (%)	Traded Volume
Electronic Industry	1.450	-3.33	1,845,649
Babil Animal & Vegetable Products	9.890	-3.04	238,803
Al -Khazer Construction Materials	1.250	-2.34	3,500
Al-Khatam Telecom	3.800	-1.55	604,972
AL-Nukhba for Construction	0.700	-1.41	164,915

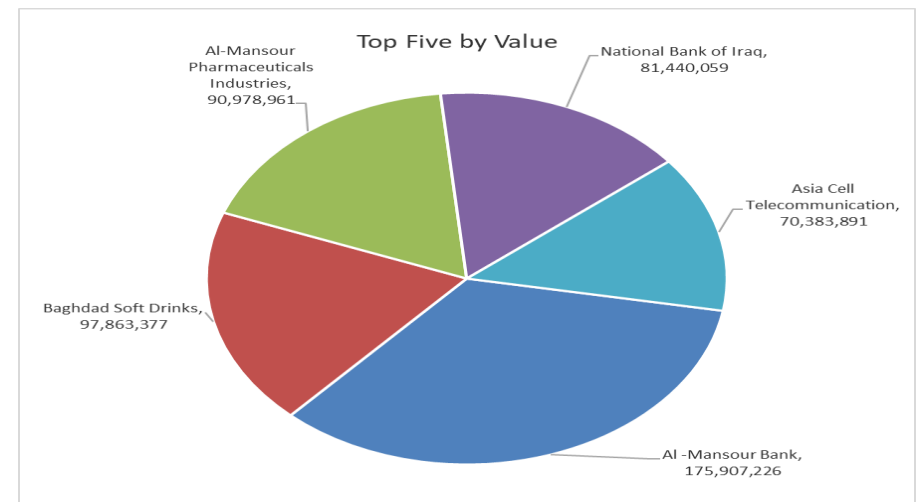
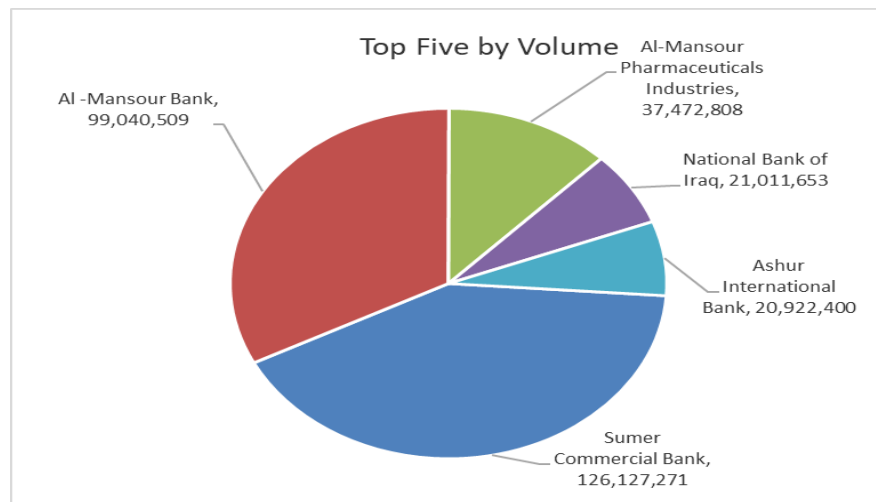
The most active companies in term of traded volume and value

Traded Volume

Company Name	Closing Price	Change (%)	Traded Volume
Sumer Commercial Bank	0.200	0.00	126,127,271
Al -Mansour Bank	1.770	0.00	99,040,509
Al-Mansour Pharmaceuticals Industries	2.420	0.83	37,472,808
National Bank of Iraq	3.860	0.26	21,011,653
Ashur International Bank	0.260	4.00	20,922,400

Traded Value

Company Name	Closing Price	Change (%)	Traded Value
Al -Mansour Bank	1.770	0.00	175,907,226
Baghdad Soft Drinks	6.180	-0.32	97,863,377
Al-Mansour Pharmaceuticals Industries	2.420	0.83	90,978,961
National Bank of Iraq	3.860	0.26	81,440,059
Asia Cell Telecommunication	16.950	0.00	70,383,891



Regular Market Bulletin No (80)



Company Name	Code	opening Price	highest price	lowest price	Average price	Prev Average price	Closing Price	prev closing price	change (%)	No.of Trades	Traded Volume	Traded Value
Banks Sector												
Ashur International Bank	BASH	0.250	0.260	0.250	0.250	0.240	0.260	0.250	4.00	24	20,922,400	5,237,600
Commercial Islamic Bank of Iraq	BCOI	0.660	0.670	0.660	0.660	0.660	0.670	0.660	1.52	7	3,534,450	2,348,082
Economy Bank	BEFI	0.230	0.230	0.230	0.230	0.230	0.230	0.230	0.00	6	14,819,314	3,408,442
Gulf Commercial Bank	BGUC	0.350	0.350	0.350	0.350	0.350	0.350	0.350	0.00	8	20,917,040	7,320,964
Investment Bank of Iraq	BIBI	0.250	0.260	0.250	0.250	0.240	0.250	0.250	0.00	21	12,707,571	3,177,069
Iraqi Islamic Bank	BIIB	1.070	1.090	1.070	1.090	1.060	1.080	1.060	1.89	10	927,888	1,011,392
Middle East Bank	BIME	0.090	0.090	0.090	0.090	0.090	0.090	0.090	0.00	6	5,058,728	455,286
Al -Mansour Bank	BMNS	1.770	1.790	1.760	1.780	1.770	1.770	1.770	0.00	148	99,040,509	175,907,226
National Bank of Iraq	BNOI	3.860	3.900	3.860	3.880	3.880	3.860	3.850	0.26	109	21,011,653	81,440,059
Sumer Commercial Bank	BSUC	0.190	0.200	0.190	0.190	0.190	0.200	0.200	0.00	18	126,127,271	23,971,681
Al-Taif Islamic Bank	BTIB	0.650	0.650	0.650	0.650	0.650	0.650	0.650	0.00	2	45,421	29,524
United Bank	BUND	0.050	0.050	0.050	0.050	0.050	0.050	0.050	0.00	4	17,385,724	869,286
Total of Banks Sector										363	342,497,969	305,176,611
Telecommunication Sector												
Asia Cell Telecommunication	TASC	16.950	16.960	16.930	16.950	16.960	16.950	16.950	0.00	105	4,153,233	70,383,891
Al-Khatam Telecom	TZNI	3.860	3.860	3.800	3.820	3.870	3.800	3.860	-1.55	34	604,972	2,313,760
Total of Telecommunication Sector										139	4,758,205	72,697,652
Insurance Sector												
Al-Ameen for Insurance	NAME	0.910	0.910	0.910	0.910	0.920	0.910	0.910	0.00	10	1,142,345	1,039,534
Total of Insurance Sector										10	1,142,345	1,039,534
Service Sector												
Baghdad -Iraq Transportation	SBPT	22.810	22.850	22.800	22.830	22.930	22.800	22.800	0.00	31	720,317	16,441,840
Kharkh Tour Amuzement City	SKTA	4.600	4.600	4.570	4.600	4.600	4.570	4.600	-0.65	8	9,102,842	41,871,573
Mamoura Realestate	SMRI	3.200	3.230	3.200	3.230	3.210	3.230	3.200	0.94	10	979,687	3,161,198
AL-Nukhba for Construction	SNUC	0.710	0.710	0.680	0.680	0.710	0.700	0.710	-1.41	15	164,915	112,455
Rehab Karbala	HKAR	0.650	0.650	0.650	0.650	0.650	0.650	0.650	0.00	2	1,108,731	720,675
Total of Service Sector										66	12,076,492	62,307,742
Industrial Sector												
Baghdad Soft Drinks	IBSD	6.200	6.200	6.170	6.180	6.200	6.180	6.200	-0.32	93	15,824,147	97,863,377
Iraqi Date Processing and Marke	IIDP	2.300	2.300	2.300	2.300	2.300	2.300	2.300	0.00	1	293	674
Iraqi Engineering Works	IIEW	6.350	6.350	6.350	6.350	6.350	6.350	6.350	0.00	2	8,000	50,800
Al -Khazer Construction Material	IKHC	1.250	1.250	1.250	1.250	1.280	1.250	1.280	-2.34	1	3,500	4,375
Al-Kindi of Veterinary Vaccines	IKLV	2.430	2.530	2.430	2.510	2.500	2.530	2.500	1.20	9	609,429	1,528,231
Al-Mansour Pharmaceuticals Inc	IMAP	2.400	2.470	2.380	2.430	2.380	2.420	2.400	0.83	152	37,472,808	90,978,961
Modern Sewing	IMOS	5.350	5.410	5.350	5.390	5.360	5.400	5.350	0.93	5	243,000	1,310,830
Ready Made Clothes	IRMC	2.200	2.200	2.200	2.200	2.200	2.200	2.200	0.00	1	431	948
Total of Industrial Sector										264	54,161,608	191,738,196
Hotels Sector												
Baghdad Hotel	HBAG	12.000	12.000	12.000	12.000	12.000	12.000	12.000	0.00	8	10,890	130,680
Babylon Hotel	HBAY	102.000	102.000	102.000	102.000	102.000	102.000	102.000	0.00	2	20,000	2,040,000
Ishtar Hotels	HISH	9.140	9.140	9.140	9.140	9.140	9.140	9.140	0.00	5	8,473	77,443
Mansour Hotel	HMAN	47.600	47.600	47.600	47.600	47.600	47.600	47.600	0.00	4	8,208	390,701
Total of Hotels Sector										19	47,571	2,638,824
Agricultural Sector												
Babil Animal & Vegetable Produ	ABAP	10.200	10.200	9.690	9.960	10.280	9.890	10.200	-3.04	19	238,803	2,379,391
Agricultural Products Meat	AIPM	4.500	4.670	4.500	4.640	4.500	4.670	4.500	3.78	2	6,889	31,982
Modern for Animal Production	AMAP	0.370	0.370	0.370	0.370	0.370	0.370	0.370	0.00	1	284	105
Total of Agricultural Sector										22	245,976	2,411,478
Total Of Regular										883	414,930,166	638,010,035

Second Platform Market Bulletin No (80)



Company Name	Code	opening Price	highest price	lowest price	Average price	Prev Average price	Closing Price	prev closing price	change (%)	No.of Trades	Traded Volume	Traded Value
Banks Sector												
Credit Bank Of Iraq	BROI	0.580	0.580	0.570	0.580	0.570	0.580	0.580	0.00	28	19,314,558	11,124,944
Total of Banks Sector										28	19,314,558	11,124,944
Insurance Sector												
Al-Hamraa for Insurance	NHAM	4.700	4.700	4.700	4.700	4.700	4.700	4.700	0.00	2	422	1,983
Total of Insurance Sector										2	422	1,983
Service Sector												
Al-Ameen Estate Investment	SAEI	1.710	1.750	1.700	1.720	1.700	1.700	1.700	0.00	30	1,407,420	2,417,869
Total of Industrial Sector										30	1,407,420	2,417,869
Industrial Sector												
Baghdad for Packing Materials	IBPM	2.860	2.860	2.860	2.860	2.860	2.860	2.860	0.00	1	104	297
Fallujah for construction Materi	IFCM	2.750	2.790	2.700	2.730	2.720	2.760	2.700	2.22	20	4,664,812	12,729,545
National Furniture Industries	IHFI	0.860	0.860	0.860	0.860	0.860	0.860	0.860	0.00	3	7,646	6,576
Total of Industrial Sector										24	4,672,562	12,736,418
Hotels Sector												
Ashour Hotel	HASH	29.000	29.000	29.000	29.000	29.010	29.000	29.000	0.00	11	70,034	2,030,986
Total of Hotels Sector										11	70,034	2,030,986
Total of Non Regular										95	25,464,996	28,312,199
Undisclosed Platform Companies Bulletin No (80)												
Service Sector												
General Transportation	SIGT	1.700	1.700	1.700	1.700	1.700	1.700	1.700	0.00	2	5,847	9,940
Total of Industrial Sector										2	5,847	9,940
Industrial Sector												
Electronic Industry	IELI	1.500	1.500	1.450	1.470	1.500	1.450	1.500	-3.33	22	1,845,649	2,716,335
Al-Hilal Industries	IHLI	1.350	1.350	1.350	1.350	1.350	1.350	1.350	0.00	1	100	135
Iraqi Carton Manufactories	IICM	2.480	2.500	2.480	2.500	2.470	2.500	2.480	0.81	6	134,292	335,406
Modern Construction Materials	IMCM	1.300	1.300	1.300	1.300	1.300	1.300	1.300	0.00	6	30,183	39,238
National Chemical &Plastic	INCP	1.880	1.910	1.880	1.880	1.890	1.910	1.880	1.60	4	84,181	158,508
The Light Industries	ITLI	1.230	1.230	1.220	1.230	1.220	1.220	1.230	-0.81	7	98,874	121,491
Total of Industrial Sector										46	2,193,279	3,371,112
Hotels Sector												
Palestine Hotel	HPAL	18.490	19.050	18.490	18.630	18.490	18.920	18.490	2.33	29	989,284	18,429,623
Total of Hotels Sector										29	989,284	18,429,623
Agricultural Sector												
Iraqi for Seed Production	AISP	4.830	4.840	4.820	4.830	4.840	4.840	4.830	0.21	22	1,869,520	9,029,632
Total of Agricultural Sector										22	1869520	9,029,632
Total of Undisclosed										99	5,057,930	30,840,306
Grand Total										1,077	445,453,092	697,162,541

Iraq Stock Exchange not trading companies of Thursday 7/5/2026

Company Names	Code	Previous Average Price	Closing Price
Banks Sector			
Kurdistan International Bank	BKUI	1.080	1.080
Mosul Bank For Investment	BMFI	0.140	0.140
Union Bank of Iraq	BUOI	0.170	0.170
Elaf Islamic Bank	BELF	0.250	0.250
National Islamic Bank	BNAI	1.000	1.000
Asia Al Iraq Islamic Bank	BAIB	0.780	0.780
Cihan Bank for Islamic Investment&Finan	BCIH	2.200	2.200
Insurance Sector			
Dar Al-Salam for Insurance	NDSA	0.750	0.750
Gulf Insurance	NGIR	0.430	0.430
Service Sector			
Al-Mosul for funfairs	SMOF	7.090	7.110
Industrial Sector			
Metallic Industries and Bicycles	IMIB	1.900	1.900
Hotels Sector			
National for Tourist Investment	HNTI	9.000	9.000
Tourist Village of Mosul dam	HTVM	13.500	13.500
Al-Sadeer Hotel	HSAD	23.000	23.000
Agricultural Sector			
Al-Ahlyia agricultural production	AAHP	2.110	2.110
Iraqi Agricultural Products	AIRP	10.000	10.000
Middle East for Production- Fish	AMEF	5.990	5.990
Company Names	Code	Previous Average Price	Closing Price
Banks Sector			
Erbil Investment & FinanceBank	BERI	0.110	0.110
International Islamic Bank	BINT	0.200	0.200
Al-Ataa Islamic Bank	BLAD	0.100	0.100
Region Trade Bank	BRTB	1.010	1.010
AL- Mal Islamic Bank	BMAL	1.000	1.000
Trans Iraq Bank Investment	BTRI	0.310	0.310
International Development Bank	BIDB	1.050	1.050
Al-Mashreq Al-Arabi Islamic Bank	BAMS	0.850	0.850
Iraq Noor Islamic Bank for Investment	BINI	0.250	0.250
Arab Islamic Bank	BAAI	1.000	1.000
Al-Rajih Islamic Bank	BRAJ	1.000	1.000
AL-Anssari Islamic Bank	BANS	0.050	0.050
Al-Mustashar Islamic Bank for Investmen	BMUI	1.000	1.000
Trust International Islamic Bank	BTRU	0.750	0.750
World Islamic Bank for Investment	BWOR	1.000	1.000
Al janoob Islamic Bank	BJAB	0.940	0.940
Ameen Al-Iraq Islamic Bank	BAME	1.000	1.000
Investment Sector			
Al-Ameen for Financial Investment	VAMF	1.260	1.260
AL-Wiaam for Financial Investment	VWIF	0.690	0.690
Insurance Sector			
Alahliya For Insurance	NAHF	0.850	0.850
Industrial Sector			
Modern chemical industries	IMCI	100.000	100.000
Service Sector			
Ibdaa Al-sharq Alwast General Contractir	SIBD	1.000	1.000
Agricultural Sector			
AL-Rebass for Poultry&feed	AREB	-	-
Company Names	Code	Previous Average Price	Closing Price
Banks Sector			
Al-Qurtas Islamic Bank	BQUR	1.000	1.000
Service Sector			
AL-Badia for General Trans	SBAG	1.250	1.250

Iraq Stock Exchange
Non Iraqis' Bulletin Thursday May 7 2026
Regular Market



Non Iraqi Trading of Regular Market (Buy)

Company Names	Code	No.of trades	Traded Shares	Trading Volume
Banks Sector				
National Bank Of Iraq	BNOI	2	3,360,000	13,003,200
Al-Mansour Bank	BMNS	1	550,000	984,500
Total Bank sector		3	3,910,000	13,987,700
Hotel Sector				
Mansour Hotel	HMAN	2	8,000	380,800
Total Hotel Sector		2	8,000	380,800
Agricultural Sector				
Iraqi Agricultural Products Market	AIPM	1	1,116	5,022
Total Agricultural Sector		1	1,116	5,022
Telecommunication Sector				
Asia cell	TASC	3	233,760	3,959,894
Total Telecommunication sector		3	233,760	3,959,894
Grand Total		9	4,152,876	18,333,416

Non Iraqi Trading of Regular Market (Sell)

Company Names	Code	No.of trades	Traded Shares	Trading Volume
Banks Sector				
National Bank Of Iraq	BNOI	3	5,000,000	19,350,000
Total Bank sector		3	5,000,000	19,350,000
Services Sector				
AL-Nukhba for Construction	SNUC	3	150,000	102,000
Total Services sector		3	150,000	102,000
Grand Total		6	5,150,000	19,452,000

Non Iraqi Trading of Second Market (Sell)

Company Names	Code	No.of trades	Traded Shares	Trading Volume
Industry sector				
Fallujah for Construction Material	IFCM	1	1,080	2,981
Total Industry sector		1	1,080	2,981
Grand Total		1	1,080	2,981

OTC Platform Trading Bulletin No (80)

Company Name	Code	highest price	lowest price	Average price	No.of Trades	Traded Volume	Traded Value
Banks Sector							
Al-Warka Bank	BWAI	0.170	0.170	0.170	3	8,030,847	1,365,244
Total Of Money Service Sector					3	8,030,847	1,365,244
Industrial Sector							
Kirkuk producing construction	IKFP	2.800	2.800	2.800	1	2,000	5,600
Total Of Industrial Sector					1	2,000	5,600
Total					4	8,032,847	1,370,844

Not Trading OTC Companies

Company Name	Code	Previous Average price
Banks Sector		
Hammurabi Commercial Bank	BHAM	—
Al-Sanam Islamic Bank	BSAN	3.000
Money Service Sector		
Karmal Brokerage	FKSX	10.000
Iraqi Deposit Insurance Corporation	FIDI	1.000
Rabee Securities	FRSE	9.500
Ishtar Gate for e-Paymant	FISH	1.000
Sama Baghdad Exchange	FSBE	—
Insurance Sector		
Shatt Al Arab Insurance	NSHA	1.000
Al Badia Insurance	NBAD	—
Kurdistan Insurance	NKUI	0.500
Elaf Insurance	NELF	—
Dilina Insurance Company	NDIL	—

Iraq Stock Exchange

Thursday 7/5/2026



سوق العراق للاوراق المالية
IRAQ STOCK EXCHANGE

Not Trading Bonds Bulletin

Bond type	Publish type	Code	last trading price	immortilize date
Banaa Bonds /Million ID	Second	CB20	964,981	19/12/2025
Eamar Bonds /Million ID	First	CB30	1,001,095	—
Eamar Bonds /Million ID	Second	CB40	—	—
Eamar Bonds /500 Thousand ID	Third	CB45	—	—
Eamar Bonds /Million ID	Third	CB50	—	—
Injaz Bonds /500 Thousand ID	First	CB55	—	—
Injaz Bonds /Million ID	First	CB60	951,110	—
Injaz Bonds /500 Thousand ID	Second	CB65	507,301	—
Injaz Bonds /Million ID	Second	CB70	965,050	—
Injaz Bonds /500 Thousand ID	Third	CB75	—	—
Injaz Bonds /Million ID	Third	CB80	978,182	—
National Bonds/Million ID	First	CB90	—	—
National Bonds/500 Thousand ID	Second	CB95	—	—
National Bonds/Million ID	Second	CB100	—	—