

Iraq Stock Exchange

Bulletin No (116)



سوق العراق للاوراق المالية
IRAQ STOCK EXCHANGE

ISX Trading Indices of Monday 6/7/2026

Traded Volume and OTC	1,110,299,457
-----------------------	---------------

Traded Value and OTC	1,966,996,860
----------------------	---------------

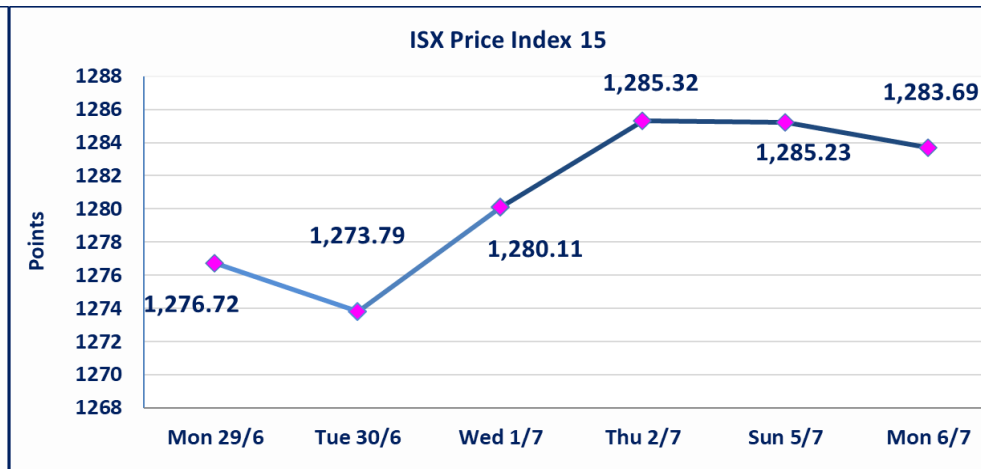
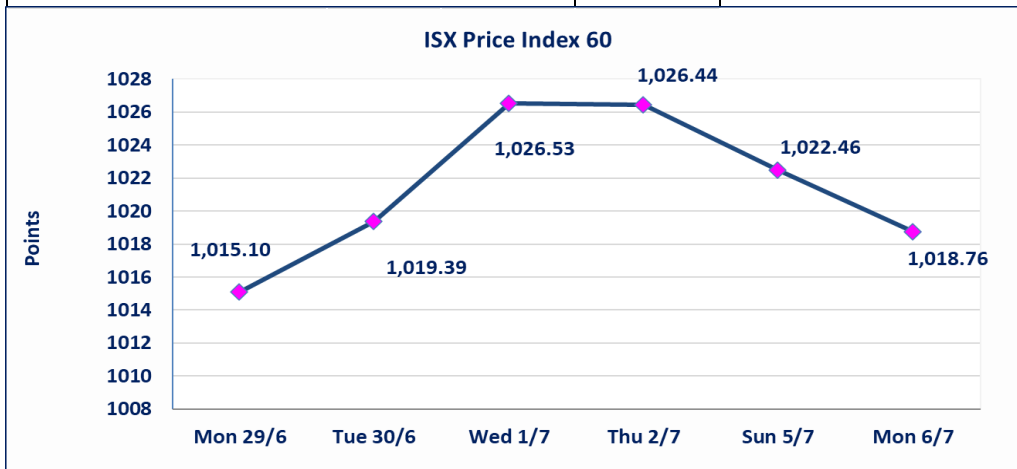
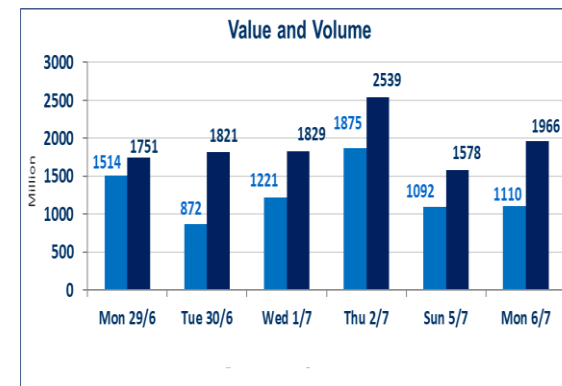
Traders	915
---------	-----

ISX Index 60	1018.76
Previous ISX Index60	1022.46
Change %	-0.36
Change	-3.70

ISX Index 15	1283.69
Previous ISX Index15	1285.23
Change %	-0.12
Change	-1.54

Listed Companies	103	OTC	17
Traded Listed Companies	45	OTC	1
GAM Companies	6		
Suspended Companies	8		

Non Traded listed	44	OTC	16
Higher Companies	7		
Lower Companies	23		



Regular Market Bulletin No (116)



Company Name	Code	opening Price	highest price	lowest price	Average price	Prev Average price	Closing Price	prev closing price	change (%)	No.of Trades	Traded Volume	Traded Value
Banks Sector												
Bank of Baghdad	BBOB	3.000	3.010	2.970	2.990	3.020	3.000	3.000	0.00	78	23,673,354	70,751,522
Commercial Islamic Bank of Iraq	BCOI	0.660	0.660	0.650	0.650	0.660	0.650	0.660	-1.52	59	57,138,983	37,328,920
Economy Bank	BEFI	0.230	0.240	0.230	0.230	0.230	0.230	0.230	0.00	7	14,300,000	3,290,500
Elaf Islamic Bank	BELF	0.270	0.270	0.270	0.270	0.290	0.270	0.290	-6.90	3	1,033,403	279,019
Gulf Commercial Bank	BGUC	0.350	0.350	0.340	0.340	0.350	0.340	0.350	-2.86	9	82,995,711	28,370,656
Investment Bank of Iraq	BIBI	0.320	0.320	0.310	0.310	0.320	0.310	0.320	-3.12	7	17,024,850	5,297,952
Iraqi Islamic Bank	BIIB	1.080	1.080	1.060	1.070	1.080	1.060	1.080	-1.85	36	14,607,443	15,638,274
Middle East Bank	BIME	0.080	0.090	0.080	0.080	0.090	0.080	0.090	-11.11	5	2,643,178	211,464
Kurdistan International Bank	BKUI	1.500	1.500	1.500	1.500	1.500	1.500	1.510	-0.66	6	12,340,648	18,510,972
Mosul Bank For Investment	BMFI	0.140	0.140	0.130	0.130	0.140	0.140	0.140	0.00	7	24,627,968	3,202,736
Al -Mansour Bank	BMNS	1.920	1.930	1.910	1.920	1.910	1.920	1.920	0.00	104	552,840,651	1,059,127,143
National Bank of Iraq	BNOI	4.020	4.050	4.000	4.000	4.060	4.000	4.020	-0.50	103	72,736,906	291,153,976
Sumer Commercial Bank	BSUC	0.220	0.220	0.210	0.210	0.220	0.220	0.220	0.00	25	113,510,300	24,022,508
Al-Taif Islamic Bank	BTIB	0.880	0.890	0.880	0.890	0.880	0.890	0.880	1.14	3	39,412	34,883
United Bank	BUND	0.050	0.050	0.050	0.050	0.050	0.050	0.050	0.00	46	27,275,701	1,363,785
Total of Banks Sector										498	1,016,788,508	1,558,584,309
Telecommunication Sector												
Asia Cell Telecommunication	TASC	16.500	16.500	16.330	16.400	16.290	16.420	16.500	-0.48	117	2,198,863	36,059,293
Al-Khatam Telecom	TZNI	3.800	3.800	3.710	3.760	3.810	3.750	3.800	-1.32	32	4,007,563	15,072,769
Total of Telecommunication Sector										149	6,206,426	51,132,062
Service Sector												
Kharkh Tour Amuzement City	SKTA	4.470	4.470	4.470	4.470	4.500	4.470	4.600	-2.83	1	50,000	223,500
Mamoura Realestate	SMRI	3.660	3.700	3.660	3.690	3.660	3.700	3.660	1.09	18	3,750,000	13,855,000
Total of Service Sector										19	3,800,000	14,078,500
Industrial Sector												
Iraqi Date Processing and Marke	IIDP	2.400	2.400	2.400	2.400	2.490	2.400	2.400	0.00	10	576,498	1,383,595
Iraqi Engineering Works	IIEW	5.600	5.600	5.040	5.470	5.600	5.600	5.600	0.00	3	427,664	2,338,918
Al -Khazer Construction Material	IKHC	1.180	1.180	1.180	1.180	1.200	1.180	1.200	-1.67	4	672,000	792,960
Al-Kindi of Veterinary Vaccines	IKLV	2.850	2.850	2.840	2.850	2.840	2.840	2.840	0.00	2	106,650	303,886
Al-Mansour Pharmaceuticals Inc	IMAP	2.590	2.590	2.590	2.590	2.600	2.590	2.600	-0.38	1	1,918	4,968
Modern Sewing	IMOS	6.000	6.500	6.000	6.260	5.620	6.450	6.000	7.50	67	35,432,027	221,682,341
Total of Industrial Sector										87	37,216,757	226,506,669
Hotels Sector												
Baghdad Hotel	HBAG	12.150	12.500	12.150	12.490	12.080	12.500	12.000	4.17	8	13,750	171,669
Ishtar Hotels	HISH	9.010	9.010	9.000	9.000	9.000	9.000	9.000	0.00	16	4,700,000	42,302,000
Tourist Village of Mosul dam	HTVM	14.500	14.500	14.500	14.500	14.420	14.500	14.500	0.00	4	94,700	1,373,150
Total of Hotels Sector										28	4,808,450	43,846,819
Agricultural Sector												
Modern for Animal Production	AMAP	0.360	0.360	0.360	0.360	0.370	0.360	0.370	-2.70	1	392,952	141,463
Middle East for Production- Fish	AMEF	5.990	5.990	5.990	5.990	5.990	5.990	5.990	0.00	2	6,320	37,857
Total of Agricultural Sector										3	399,272	179,320
Total Of Regular										784	1,069,219,413	1,894,327,678

ISX top gaining and losing companies

Monday 6/7/2026



سوق العراق للاوراق المالية
IRAQI STOCK EXCHANGE

Gainers

Company Name	Closing Price	Change (%)	Traded Volume
Iraqi Carton Manufactories	2.420	9.50	27,343
Modern Sewing	6.450	7.50	35,432,027
International Islamic Bank	0.220	4.76	33,591
Baghdad Hotel	12.500	4.17	13,750
Al-Taif Islamic Bank	0.890	1.14	39,412

Losers

Company Name	Closing Price	Change (%)	Traded Volume
Middle East Bank	0.080	-11.11	2,643,178
Trans Iraq Bank Investment	0.270	-10.00	8,024,388
Electronic Industry	1.400	-9.68	769,750
Elaf Islamic Bank	0.270	-6.90	1,033,403
General Transportation	1.660	-5.14	200,179

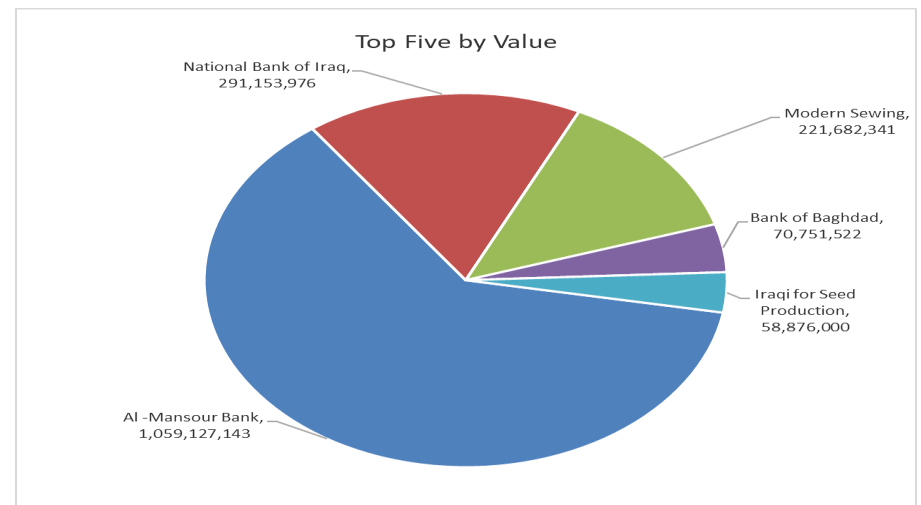
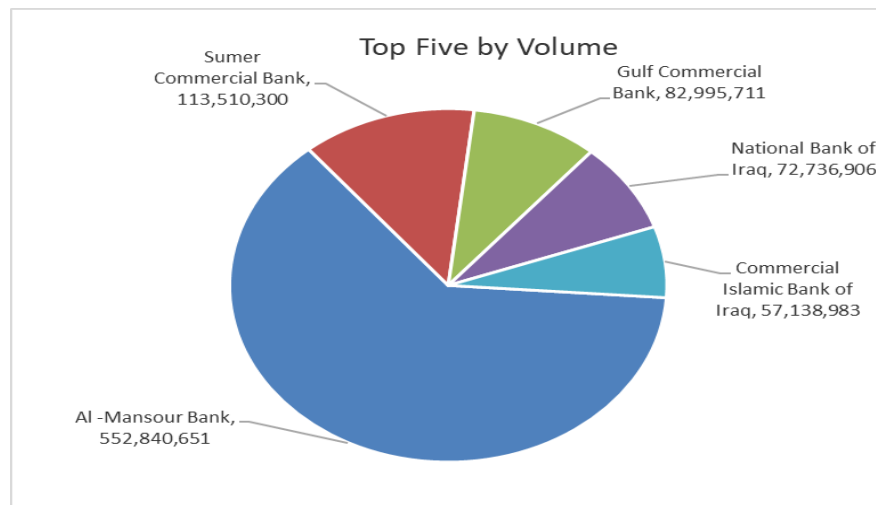
The most active companies in term of traded volume and value

Traded Volume

Company Name	Closing Price	Change (%)	Traded Volume
Al -Mansour Bank	1.920	0.00	552,840,651
Sumer Commercial Bank	0.220	0.00	113,510,300
Gulf Commercial Bank	0.340	-2.86	82,995,711
National Bank of Iraq	4.000	-0.50	72,736,906
Commercial Islamic Bank of Iraq	0.650	-1.52	57,138,983

Traded Value

Company Name	Closing Price	Change (%)	Traded Value
Al -Mansour Bank	1.920	0.00	1,059,127,143
National Bank of Iraq	4.000	-0.50	291,153,976
Modern Sewing	6.450	7.50	221,682,341
Bank of Baghdad	3.000	0.00	70,751,522
Iraqi for Seed Production	6.630	-1.04	58,876,000



Second Platform Market Bulletin No (116)



Company Name	Code	opening Price	highest price	lowest price	Average price	Prev Average price	Closing Price	prev closing price	change (%)	No.of Trades	Traded Volume	Traded Value
Banks Sector												
Iraq Noor Islamic Bank for Inves	BINI	0.220	0.220	0.220	0.220	0.230	0.220	0.230	-4.35	2	372,914	82,041
International Islamic Bank	BINT	0.220	0.220	0.210	0.220	0.210	0.220	0.210	4.76	3	33,591	7,380
Credit Bank Of Iraq	BROI	0.550	0.550	0.540	0.540	0.540	0.540	0.540	0.00	8	4,210,000	2,273,500
Trans Iraq Bank Investment	BTRI	0.280	0.280	0.270	0.280	0.300	0.270	0.300	-10.00	2	8,024,388	2,246,585
Total of Banks Sector										15	12,640,893	4,609,506
Industrial Sector												
Fallujah for construction Materi	IFCM	2.850	2.850	2.850	2.850	2.820	2.850	2.930	-2.73	12	243,690	694,517
Total of Industrial Sector										12	243,690	694,517
Hotels Sector												
Ashour Hotel	HASH	27.280	27.280	27.280	27.280	27.290	27.280	27.290	-0.04	1	364	9,930
Total of Hotels Sector										1	364	9,930
Total of Non Regular										28	12,884,947	5,313,952

Undisclosed Platform Companies Bulletin No (116)



Company Name	Code	opening Price	highest price	lowest price	Average price	Prev Average price	Closing Price	prev closing price	change (%)	No.of Trades	Traded Volume	Traded Value
Service Sector												
AL-Badia for General Trans	SBAG	1.450	1.450	1.450	1.450	1.450	1.450	1.450	0.00	1	6,112	8,862
General Transportation	SIGT	1.660	1.660	1.660	1.660	1.750	1.660	1.750	-5.14	6	200,179	332,297
Total of Industrial Sector										7	206,291	341,160
Industrial Sector												
Electronic Industry	IELI	1.450	1.450	1.400	1.400	1.550	1.400	1.550	-9.68	8	769,750	1,078,388
Al-Hilal Industries	IHLI	1.500	1.500	1.480	1.500	1.540	1.480	1.540	-3.90	18	2,619,173	3,922,427
Iraqi Carton Manufactories	IICM	2.450	2.450	2.420	2.450	2.280	2.420	2.210	9.50	3	27,343	66,869
National Chemical &Plastic	INCP	1.900	1.900	1.900	1.900	1.950	1.900	1.950	-2.56	2	200,000	380,000
The Light Industries	ITLI	1.300	1.310	1.300	1.300	1.300	1.310	1.300	0.77	3	510,000	663,100
Total of Industrial Sector										34	4,126,266	6,110,783
Hotels Sector												
Palestine Hotel	HPAL	18.550	18.550	18.550	18.550	18.550	18.550	18.550	0.00	3	1,471	27,287
Total of Hotels Sector										3	1,471	27,287
Agricultural Sector												
Iraqi for Seed Production	AISP	6.800	6.800	6.600	6.640	6.730	6.630	6.700	-1.04	56	8,861,069	58,876,000
Total of Agricultural Sector										56	8861069	58,876,000
Total of Undisclosed										100	13,195,097	65,355,230
Grand Total										912	1,095,299,457	1,964,996,860

Iraq Stock Exchange not trading companies of Monday 6/7/2026

Company Names	Code	Previous Average Price	Closing Price
Banks Sector			
Ashur International Bank	BASH	0.330	0.330
Union Bank of Iraq	BUOI	0.160	0.160
National Islamic Bank	BNAI	1.100	1.100
Asia Al Iraq Islamic Bank	BAIB	0.950	0.950
Cihan Bank for Islamic Investment&Finan	BCIH	2.200	2.200
Insurance Sector			
Al-Ameen for Insurance	NAME	0.890	0.890
Gulf Insurance	NGIR	0.440	0.440
Dar Al-Salam for Insurance	NDSA	0.780	0.780
Service Sector			
Baghdad -Iraq Transportation	SBPT	22.250	22.250
Al-Mosul for funfairs	SMOF	7.000	7.000
Rehab Karbalaa	HKAR	0.650	0.650
Industrial Sector			
Iraqi For Tufted Carpets	IITC	22.500	22.500
Ready Made Clothes	IRMC	2.400	2.400
Metallic Industries and Bicycles	IMIB	1.990	1.990
Hotels Sector			
Babylon Hotel	HBAY	107.000	107.000
National for Tourist Investment	HNTI	9.000	9.000
Agricultural Sector			
Babil Animal & Vegetable Production	ABAP	8.440	8.440
Agricultural Products Meat	AIPM	5.300	5.300
Iraqi Agricultural Products	AIRP	11.000	11.000
Al-Ahlyia agricultural production	AAHP	2.110	2.110
Company Names	Code	Previous Average Price	Closing Price
Banks Sector			
Al-Ataa Islamic Bank	BLAD	0.100	0.100
AL-Anssari Islamic Bank	BANS	0.050	0.050
International Development Bank	BIDB	1.050	1.050
Al-Qabidh Islamic Bank	BQAB	0.090	0.090
Al-Mashreq Al-Arabi Islamic Bank	BAMS	0.850	0.850
Arab Islamic Bank	BAAI	1.000	1.000
Al-Rajih Islamic Bank	BRAJ	1.000	1.000
Al-Mustashar Islamic Bank for Investmen	BMUI	1.000	1.000
Trust International Islamic Bank	BTRU	0.750	0.750
World Islamic Bank for Investment	BWOR	1.000	1.000
Al janoob Islamic Bank	BJAB	0.940	0.940
Ameen Al-Iraq Islamic Bank	BAME	1.000	1.000
Al-Qurtas Islamic Bank	BQUR	1.000	1.000
Insurance Sector			
Alahliya For Insurance	NAHF	0.800	0.800
Al-Hamraa for Insurance	NHAM	5.100	5.100
Service Sector			
Al-Ameen Estate Investment	SAEI	1.640	1.640
Ibdaa Al-sharq Alwast General Contractir	SIBD	1.000	1.000
Investment Sector			
AL-Wiaam for Financial Investment	VWIF	0.690	0.690
Al-Ameen for Financial Investment	VAMF	0.690	0.690
Industrial Sector			
National Furniture Industries	IHFI	0.810	0.810
Modern chemical industries	IMCI	100.000	100.000
Baghdad for Packing Materials	IBPM	2.860	2.860
Company Names	Code	Previous Average Price	Closing Price
Industrial Sector			
Modern Construction Materials	IMCM	1.630	1.630
Hotels Sector			
Al-Sadeer Hotel	HSAD	23.000	23.000

Iraq Stock Exchange
Non Iraqis' Bulletin Monday July 6 2026
Regular Market



Non Iraqi Trading of Regular Market (Buy)

Company Names	Code	No.of trades	Traded Shares	Trading Volume
Banks Sector				
Al-Mansour Bank	BMNS	9	140,497,485	269,755,171
Total Bank sector		9	140,497,485	269,755,171
Grand Total		9	140,497,485	269,755,171

Non Iraqi Trading of Regular Market (Sell)

Company Names	Code	No.of trades	Traded Shares	Trading Volume
Banks Sector				
National Bank Of Iraq	BNOI	71	60,736,957	243,071,677
Al-Mansour Bank	BMNS	62	500,000,000	957,608,093
Total Bank sector		133	560,736,957	1,200,679,770
Grand Total		133	560,736,957	1,200,679,770

OTC Platform Trading Bulletin No (116)

Company Name	Code	highest price	lowest price	Average price	No.of Trades	Traded Volume	Traded Value
Banks Sector							
Al-Warka Bank	BWAI	0.140	0.130	0.130	3	15,000,000	2,000,000
Total Of Money Service Sector					3	15,000,000	2,000,000
Total					3	15,000,000	2,000,000

Not Trading OTC Companies

Company Name	Code	Previous Average price
Banks Sector		
Al-Sanam Islamic Bank	BSAN	3.000
Hammurabi Commercial Bank	BHAM	—
Industrial Sector		
Kirkuk producing constructional materials	IKFP	2.660
Money Service Sector		
Rabee Securities	FRSE	9.050
Karmal Brokerage	FKSX	10.000
Iraqi Deposit Insurance Corporation	FIDI	1.000
Ishtar Gate for e-Paymant	FISH	1.000
Sama Baghdad Exchange	FSBE	—
Insurance Sector		
Almaseer Insurance Company	NMAS	—
Zain Insurance Company	NZA	—
Dar Altheqa Insurance Company	NDAR	—
Shatt Al Arab Insurance	NSHA	1.000
Al Badia Insurance	NBAD	—
Kurdistan Insurance	NKUI	0.500
Elaf Insurance	NELF	—
Dilina Insurance Company	NDIL	—

Iraq Stock Exchange

Monday 6/7/2026



سوق العراق للاوراق المالية
IRAQ STOCK EXCHANGE

Not Trading Bonds Bulletin

Bond type	Publish type	Code	last trading price	immortilize date
Banaa Bonds /Million ID	Second	CB20	964,981	19/12/2025
Eamar Bonds /Million ID	First	CB30	1,001,095	—
Eamar Bonds /Million ID	Second	CB40	—	—
Eamar Bonds /500 Thousand ID	Third	CB45	—	—
Eamar Bonds /Million ID	Third	CB50	—	—
Injaz Bonds /500 Thousand ID	First	CB55	—	—
Injaz Bonds /Million ID	First	CB60	951,110	—
Injaz Bonds /500 Thousand ID	Second	CB65	511,000	—
Injaz Bonds /Million ID	Second	CB70	965,050	—
Injaz Bonds /500 Thousand ID	Third	CB75	—	—
Injaz Bonds /Million ID	Third	CB80	978,182	—
National Bonds/Million ID	First	CB90	—	—
National Bonds/500 Thousand ID	Second	CB95	—	—
National Bonds/Million ID	Second	CB100	—	—