

Iraq Stock Exchange

Bulletin No (79)



سوق العراق للاوراق المالية
IRAQ STOCK EXCHANGE

ISX Trading Indices of Wednesday 6/5/2026

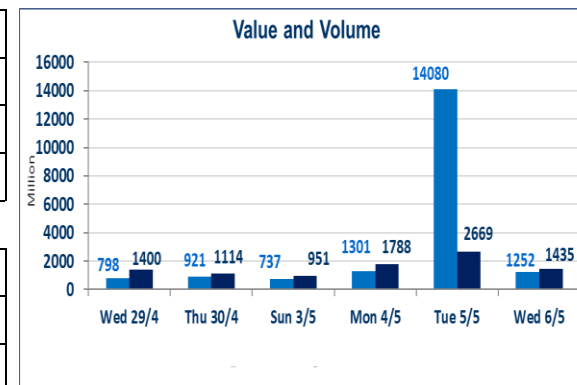
Traded Volume and OTC	1,252,336,895
-----------------------	---------------

Traded Value and OTC	1,435,007,731
----------------------	---------------

Traders	1373
---------	------

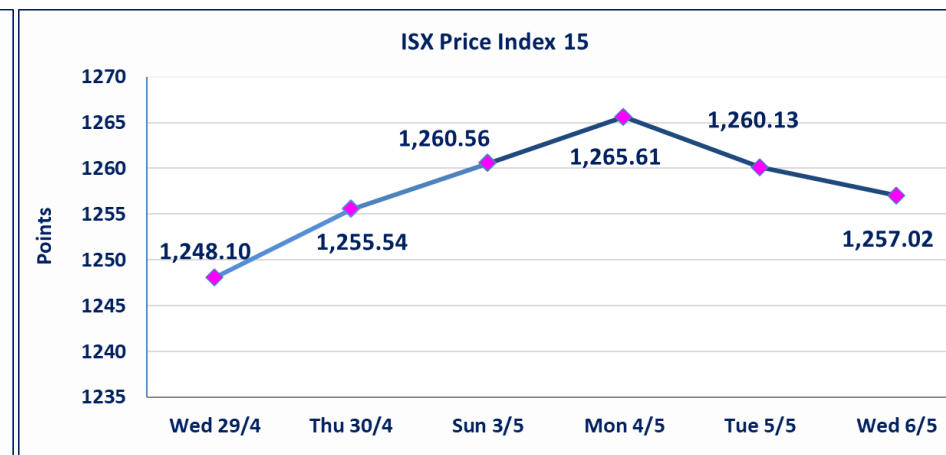
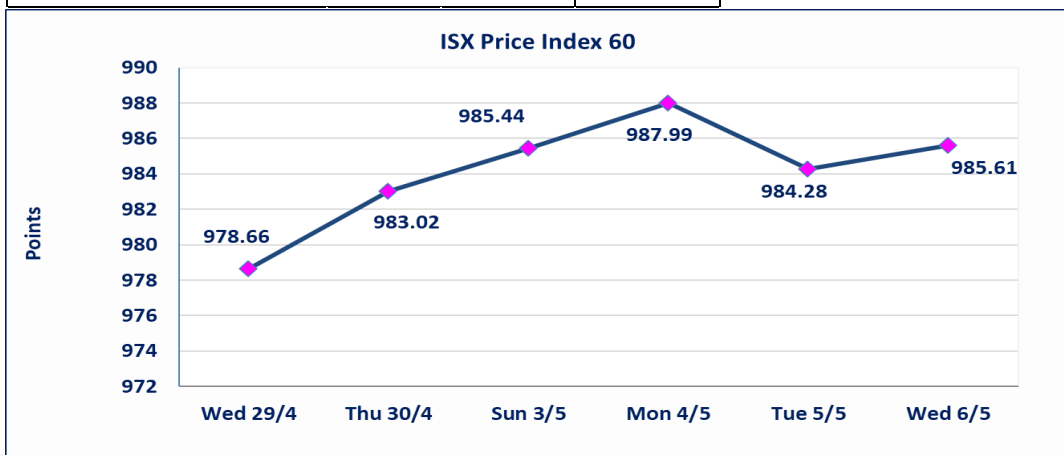
ISX Index 60	985.61
Previous ISX Index60	984.28
Change %	0.14
Change	1.33

ISX Index 15	1257.02
Previous ISX Index15	1260.13
Change %	-0.25
Change	-3.11



Listed Companies	104	OTC	14
Traded Listed Companies	43	OTC	1
GAM Companies	3		
Suspended Companies	9		

Non Traded listed	49	OTC	13
Higher Companies	10		
Lower Companies	14		



ISX top gaining and losing companies

Wednesday 6/5/2026

Gainers

Company Name	Closing Price	Change (%)	Traded Volume
Ashur International Bank	0.250	4.17	4,820,000
Investment Bank of Iraq	0.250	4.17	24,155,300
Al-Mansour Pharmaceuticals Indu	2.400	3.00	28,282,218
The Light Industries	1.230	1.65	2,911,791
Al-Khatam Telecom	3.860	1.58	522,612

Losers

Company Name	Closing Price	Change (%)	Traded Volume
National Bank of Iraq	3.850	-3.02	55,208,330
Iraqi Carton Manufactories	2.480	-2.75	135,000
General Transportation	1.700	-2.30	11,694
Al-Ameen for Insurance	0.910	-2.15	191,000
National Chemical &Plastic	1.880	-2.08	32,714

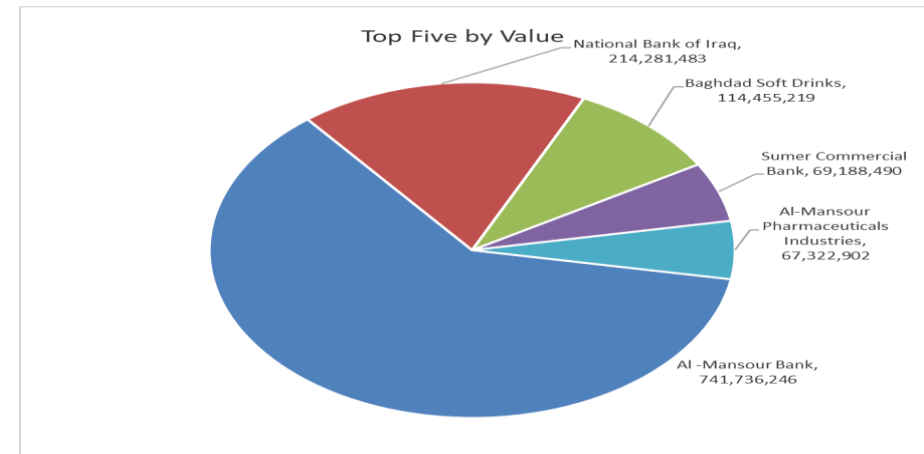
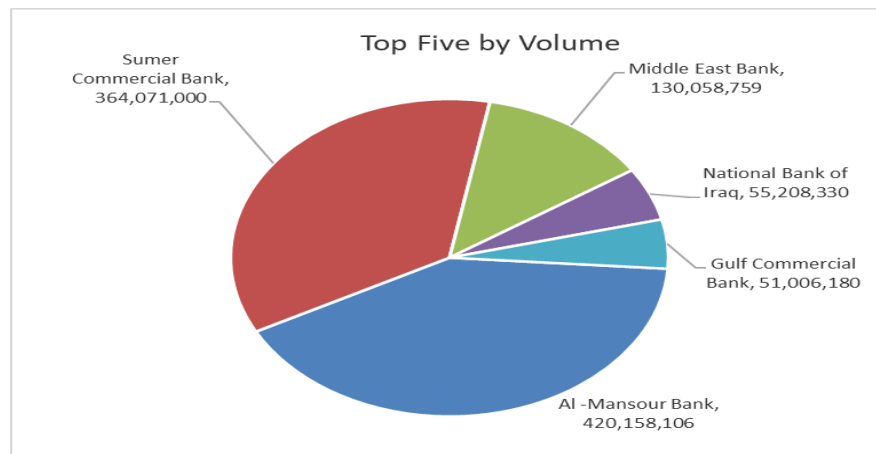
The most active companies in term of traded volume and value

Traded Volume

Company Name	Closing Price	Change (%)	Traded Volume
Al -Mansour Bank	1.770	0.00	420,158,106
Sumer Commercial Bank	0.200	0.00	364,071,000
Middle East Bank	0.090	0.00	130,058,759
National Bank of Iraq	3.850	-3.02	55,208,330
Gulf Commercial Bank	0.350	0.00	51,006,180

Traded Value

Company Name	Closing Price	Change (%)	Traded Value
Al -Mansour Bank	1.770	0.00	741,736,246
National Bank of Iraq	3.850	-3.02	214,281,483
Baghdad Soft Drinks	6.200	0.49	114,455,219
Sumer Commercial Bank	0.200	0.00	69,188,490
Al-Mansour Pharmaceuticals Indu	2.400	3.00	67,322,902



Regular Market Bulletin No (79)



Company Name	Code	opening Price	highest price	lowest price	Average price	Prev Average price	Closing Price	prev closing price	change (%)	No.of Trades	Traded Volume	Traded Value
Banks Sector												
Ashur International Bank	BASH	0.240	0.250	0.230	0.240	0.240	0.250	0.240	4.17	9	4,820,000	1,155,000
Commercial Islamic Bank of Iraq	BCOI	0.660	0.660	0.660	0.660	0.660	0.660	0.660	0.00	11	6,000,000	3,960,000
Economy Bank	BEFI	0.230	0.230	0.230	0.230	0.230	0.230	0.230	0.00	11	37,043,218	8,519,940
Gulf Commercial Bank	BGUC	0.350	0.350	0.350	0.350	0.350	0.350	0.350	0.00	14	51,006,180	17,852,163
Investment Bank of Iraq	BIBI	0.240	0.250	0.240	0.240	0.240	0.250	0.240	4.17	63	24,155,300	5,797,472
Iraqi Islamic Bank	BIIB	1.060	1.060	1.060	1.060	1.060	1.060	1.070	-0.93	13	4,225,283	4,478,800
Middle East Bank	BIME	0.090	0.100	0.090	0.090	0.090	0.090	0.090	0.00	12	130,058,759	11,765,474
Kurdistan International Bank	BKUI	1.080	1.080	1.080	1.080	1.080	1.080	1.080	0.00	1	46,020	49,702
Mosul Bank For Investment	BMFI	0.140	0.140	0.140	0.140	0.140	0.140	0.140	0.00	2	60,598	8,484
Al -Mansour Bank	BMNS	1.770	1.780	1.750	1.770	1.770	1.770	1.770	0.00	226	420,158,106	741,736,246
National Bank of Iraq	BNOI	3.960	3.960	3.810	3.880	3.980	3.850	3.970	-3.02	322	55,208,330	214,281,483
Sumer Commercial Bank	BSUC	0.190	0.200	0.190	0.190	0.190	0.200	0.200	0.00	40	364,071,000	69,188,490
Al-Taif Islamic Bank	BTIB	0.650	0.650	0.650	0.650	0.650	0.650	0.650	0.00	1	7,493	4,870
Total of Banks Sector										725	1,096,860,287	1,078,798,123
Telecommunication Sector												
Asia Cell Telecommunication	TASC	16.950	16.990	16.950	16.960	17.040	16.950	16.950	0.00	111	3,162,196	53,630,244
Al-Khatam Telecom	TZNI	3.800	3.900	3.800	3.870	3.810	3.860	3.800	1.58	29	522,612	2,022,254
Total of Telecommunication Sector										140	3,684,808	55,652,498
Insurance Sector												
Al-Ameen for Insurance	NAME	0.930	0.930	0.910	0.920	0.930	0.910	0.930	-2.15	2	191,000	175,810
Total of Insurance Sector										2	191,000	175,810
Service Sector												
Baghdad -Iraq Transportation	SBPT	23.000	23.000	22.800	22.930	23.040	22.800	23.000	-0.87	21	279,829	6,415,917
Kharkh Tour Amuzement City	SKTA	4.580	4.600	4.580	4.600	4.580	4.600	4.580	0.44	16	577,764	2,656,972
Al-Mosul for funfairs	SMOF	7.000	7.110	7.000	7.090	7.000	7.110	7.000	1.57	3	225,000	1,596,000
Mamoura Realestate	SMRI	3.230	3.230	3.200	3.210	3.240	3.200	3.230	-0.93	20	1,772,778	5,696,045
Total of Service Sector										60	2,855,371	16,364,934
Industrial Sector												
Baghdad Soft Drinks	IBSD	6.170	6.200	6.160	6.200	6.180	6.200	6.170	0.49	90	18,473,933	114,455,219
Al-Mansour Pharmaceuticals Inc	IMAP	2.330	2.410	2.330	2.380	2.310	2.400	2.330	3.00	122	28,282,218	67,322,902
Metallic Industries and Bicycles	IMIB	1.900	1.900	1.900	1.900	1.900	1.900	1.900	0.00	2	745	1,416
Modern Sewing	IMOS	5.400	5.400	5.350	5.360	5.400	5.350	5.400	-0.93	6	51,097	273,674
Total of Industrial Sector										220	46,807,993	182,053,211
Hotels Sector												
Babylon Hotel	HBAY	102.010	102.010	102.000	102.000	102.000	102.000	102.000	0.00	6	11,000	1,122,050
Ishtar Hotels	HISH	9.140	9.140	9.140	9.140	9.000	9.140	9.000	1.56	1	25,622	234,185
Mansour Hotel	HMAN	47.600	47.600	47.600	47.600	47.600	47.600	47.600	0.00	1	104	4,950
Total of Hotels Sector										8	36,726	1,361,185
Agricultural Sector												
Babil Animal & Vegetable Produ	ABAP	10.280	10.280	10.200	10.280	10.350	10.200	10.290	-0.87	2	51,540	529,591
Agricultural Products Meat	AIPM	4.500	4.500	4.500	4.500	4.450	4.500	4.450	1.12	1	208,882	939,969
Modern for Animal Production	AMAP	0.370	0.370	0.370	0.370	0.360	0.370	0.370	0.00	3	5,016,193	1,855,991
Total of Agricultural Sector										6	5,276,615	3,325,552
Total Of Regular										1,161	1,155,712,800	1,337,731,313

Second Platform Market Bulletin No (79)



Company Name	Code	opening Price	highest price	lowest price	Average price	Prev Average price	Closing Price	prev closing price	change (%)	No.of Trades	Traded Volume	Traded Value
Banks Sector												
Credit Bank Of Iraq	BROI	0.580	0.590	0.570	0.570	0.570	0.580	0.580	0.00	10	2,374,776	1,358,370
Total of Banks Sector										10	2,374,776	1,358,370
Service Sector												
Al-Ameen Estate Investment	SAEI	1.710	1.710	1.700	1.700	1.710	1.700	1.710	-0.58	12	550,000	937,500
Total of Industrial Sector										12	550,000	937,500
Industrial Sector												
Fallujah for construction Materi	IFCM	2.800	2.800	2.700	2.720	2.730	2.700	2.720	-0.74	15	7,385,000	20,105,950
Total of Industrial Sector										15	7,385,000	20,105,950
Hotels Sector												
Ashour Hotel	HASH	29.030	29.030	29.000	29.010	29.030	29.000	29.030	-0.10	2	416	12,069
Total of Hotels Sector										2	416	12,069
Total of Non Regular										39	10,310,192	22,413,889
Undisclosed Platform Companies Bulletin No (79)												
Service Sector												
AL-Badia for General Trans	SBAG	1.250	1.250	1.250	1.250	1.240	1.250	1.250	0.00	8	14,013,778	17,517,223
General Transportation	SIGT	1.700	1.700	1.700	1.700	1.740	1.700	1.740	-2.30	1	11,694	19,880
Total of Industrial Sector										9	14,025,472	17,537,102
Industrial Sector												
Electronic Industry	IELI	1.500	1.510	1.480	1.500	1.500	1.500	1.500	0.00	115	10,328,683	15,491,985
Al-Hilal Industries	IHLI	1.350	1.350	1.350	1.350	1.350	1.350	1.350	0.00	4	367,613	496,278
Iraqi Carton Manufactories	IICM	2.550	2.550	2.450	2.470	2.550	2.480	2.550	-2.75	3	135,000	332,980
National Chemical &Plastic	INCP	1.920	1.920	1.880	1.890	1.920	1.880	1.920	-2.08	3	32,714	61,669
The Light Industries	ITLI	1.210	1.240	1.210	1.220	1.210	1.230	1.210	1.65	8	2,911,791	3,553,767
Total of Industrial Sector										133	13,775,801	19,936,679
Hotels Sector												
Palestine Hotel	HPAL	18.490	18.600	18.490	18.490	18.490	18.490	18.490	0.00	5	158,343	2,928,032
Total of Hotels Sector										5	158,343	2,928,032
Agricultural Sector												
Iraqi for Seed Production	AISP	4.840	4.850	4.830	4.840	4.840	4.830	4.840	-0.21	14	5,254,965	25,432,531
Total of Agricultural Sector										14	5,254,965	25,432,531
Total of Undisclosed										161	33,214,581	65,834,344
Grand Total										1,361	1,199,237,573	1,425,979,546

Iraq Stock Exchange not trading companies of Wednesday 6/5/2026

Company Names	Code	Previous Average Price	Closing Price
Banks Sector			
United Bank	BUND	0.050	0.050
Union Bank of Iraq	BUOI	0.170	0.170
Elaf Islamic Bank	BELF	0.250	0.250
National Islamic Bank	BNAI	1.000	1.000
Asia Al Iraq Islamic Bank	BAIB	0.780	0.780
Cihan Bank for Islamic Investment&Finan	BCIH	2.200	2.200
Insurance Sector			
Dar Al-Salam for Insurance	NDSA	0.750	0.750
Gulf Insurance	NGIR	0.430	0.430
Service Sector			
Rehab Karbalaa	HKAR	0.650	0.650
AL-Nukhba for Construction	SNUC	0.710	0.710
Industrial Sector			
Iraqi Engineering Works	IIEW	6.350	6.350
Al -Khazer Construction Materials	IKHC	1.280	1.280
Al-Kindi of Veterinary Vaccines	IKLV	2.500	2.500
Ready Made Clothes	IRMC	2.200	2.200
Hotels Sector			
Baghdad Hotel	HBAG	12.000	102.000
National for Tourist Investment	HNTI	9.000	9.000
Tourist Village of Mosul dam	HTVM	13.500	13.500
Al-Sadeer Hotel	HSAD	23.000	23.000
Agricultural Sector			
Al-Ahlyia agricultural production	AAHP	2.110	2.110
Iraqi Agricultural Products	AIRP	10.000	10.000
Middle East for Production- Fish	AMEF	5.990	5.990
Company Names	Code	Previous Average Price	Closing Price
Banks Sector			
Erbil Investment & FinanceBank	BERI	0.110	0.110
International Islamic Bank	BINT	0.200	0.200
Al-Ataa Islamic Bank	BLAD	0.100	0.100
Region Trade Bank	BRTB	1.010	1.010
AL- Mal Islamic Bank	BMAL	1.000	1.000
Trans Iraq Bank Investment	BTRI	0.310	0.310
International Development Bank	BIDB	1.050	1.050
Al-Mashreq Al-Arabi Islamic Bank	BAMS	0.850	0.850
Iraq Noor Islamic Bank for Investment	BINI	0.250	0.250
Arab Islamic Bank	BAAI	1.000	1.000
Al-Rajih Islamic Bank	BRAJ	1.000	1.000
AL-Anssari Islamic Bank	BANS	0.050	0.050
Al-Mustashar Islamic Bank for Investmen	BMUI	1.000	1.000
Trust International Islamic Bank	BTRU	0.750	0.750
World Islamic Bank for Investment	BWOR	1.000	1.000
Al janoob Islamic Bank	BJAB	0.940	0.940
Ameen Al-Iraq Islamic Bank	BAME	1.000	1.000
Investment Sector			
Al-Ameen for Financial Investment	VAMF	1.260	1.260
AL-Wiaam for Financial Investment	VWIF	0.690	0.690
Insurance Sector			
Al-Hamraa for Insurance	NHAM	4.700	4.700
Alahliya For Insurance	NAHF	0.850	0.850
Industrial Sector			
National Furniture Industries	IHFI	0.860	0.860
Baghdad for Packing Materials	IBPM	2.860	2.860
Modern chemical industries	IMCI	100.000	100.000
Service Sector			
Ibdaa Al-sharq Alwast General Contractin	SIBD	1.000	1.000
Agricultural Sector			
AL-Rebass for Poultry&feed	AREB	-	-
Company Names	Code	Previous Average Price	Closing Price
Banks Sector			
Al-Qurtas Islamic Bank	BQUR	1.000	1.000
Industrial Sector			
Modern Construction Materials	IMCM	1.300	1.300

Iraq Stock Exchange
 Non Iraqis' Bulletin Wednesday May 6 2026
 Regular Market



Non Iraqi Trading of Regular Market (Buy)

Company Names	Code	No.of trades	Traded Shares	Trading Volume
Banks Sector				
Iraqi Middle East Investment Bank	BIME	1	100,000	10,000
National Bank Of Iraq	BNOI	3	525,190	2,063,997
Total Bank sector		4	625,190	2,073,997
Agricultural Sector				
Iraqi Agricultural Products Market	AIPM	1	208,882	939,969
Total Agricultural Sector		1	208,882	939,969
Grand Total		5	834,072	3,013,966

Non Iraqi Trading of Regular Market (Sell)

Company Names	Code	No.of trades	Traded Shares	Trading Volume
Banks Sector				
Ashur International Bank	BASH	1	200,000	46,000
Al-Mansour Bank	BMNS	4	67,045	117,329
Total Bank sector		5	267,045	163,329
Industry Sector				
Al-Mansour Pharmaceuticals Indu	IMAP	7	4,000,000	9,520,000
Total Industry sector		7	4,000,000	9,520,000
Grand Total		12	4,267,045	9,683,329

OTC Platform Trading Bulletin No (78)

Company Name	Code	highest price	lowest price	Average price	No.of Trades	Traded Volume	Traded Value
Banks Sector							
Al-Warka Bank	BWAI	0.180	0.170	0.170	12	53,099,322	9,028,185
Total Of Money Service Sector					12	53,099,322	9,028,185
Total					12	53,099,322	9,028,185

Not Trading OTC Companies

Company Name	Code	Previous Average price
Banks Sector		
Hammurabi Commercial Bank	BHAM	—
Al-Sanam Islamic Bank	BSAN	3.000
Industrial Sector		
Kirkuk producing constructional materials	IKFP	2.750
Money Service Sector		
Karmal Brokerage	FKSX	10.000
Iraqi Deposit Insurance Corporation	FIDI	1.000
Rabee Securities	FRSE	9.500
Ishtar Gate for e-Paymant	FISH	1.000
Sama Baghdad Exchange	FSBE	—
Insurance Sector		
Shatt Al Arab Insurance	NSHA	1.000
Al Badia Insurance	NBAD	—
Kurdistan Insurance	NKUI	0.500
Elaf Insurance	NELF	—
Dilina Insurance Company	NDIL	—



Not Trading Bonds Bulletin

Bond type	Publish type	Code	last trading price	immortilize date
Banaa Bonds /Million ID	Second	CB20	964,981	19/12/2025
Eamar Bonds /Million ID	First	CB30	1,001,095	—
Eamar Bonds /Million ID	Second	CB40	—	—
Eamar Bonds /500 Thousand ID	Third	CB45	—	—
Eamar Bonds /Million ID	Third	CB50	—	—
Injaz Bonds /500 Thousand ID	First	CB55	—	—
Injaz Bonds /Million ID	First	CB60	951,110	—
Injaz Bonds /500 Thousand ID	Second	CB65	507,301	—
Injaz Bonds /Million ID	Second	CB70	965,050	—
Injaz Bonds /500 Thousand ID	Third	CB75	—	—
Injaz Bonds /Million ID	Third	CB80	978,182	—
National Bonds/Million ID	First	CB90	—	—
National Bonds/500 Thousand ID	Second	CB95	—	—
National Bonds/Million ID	Second	CB100	—	—