

# Iraq Stock Exchange

Bulletin No (115)



سوق العراق للاوراق المالية  
IRAQ STOCK EXCHANGE

## ISX Trading Indices of Sunday 5/7/2026

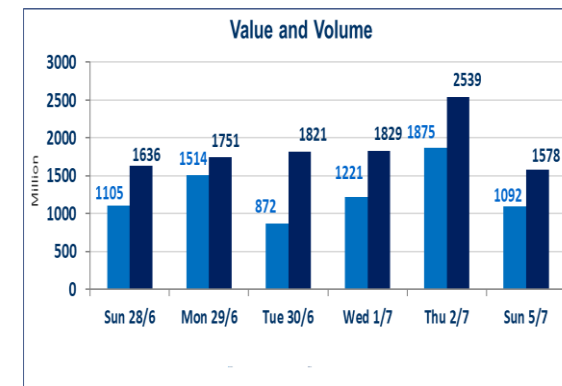
Traded Volume and OTC	1,092,012,894
-----------------------	---------------

Traded Value and OTC	1,578,324,288
----------------------	---------------

Traders	1032
---------	------

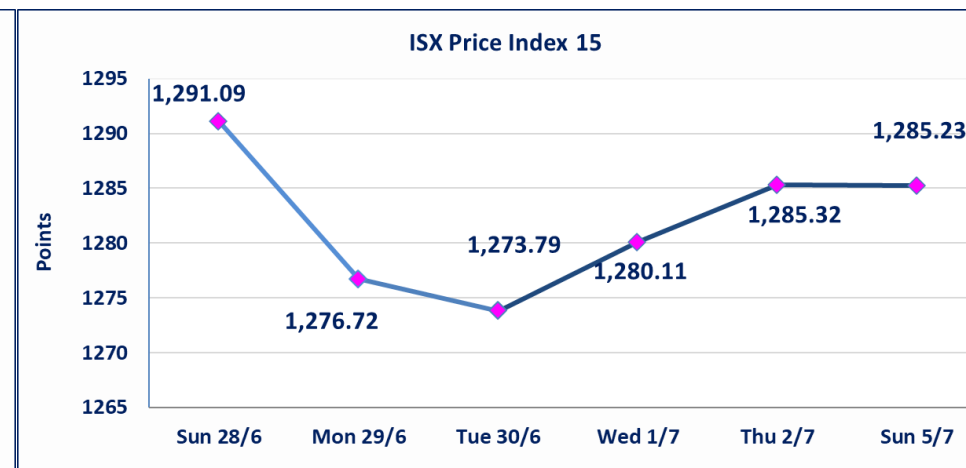
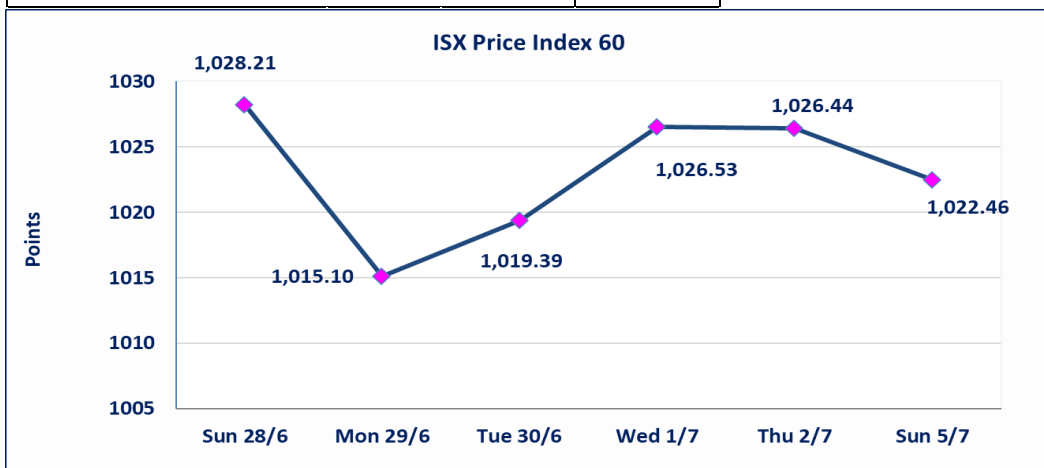
ISX Index 60	1022.46
Previous ISX Index60	1026.44
Change %	-0.39
Change	-3.98

ISX Index 15	1285.23
Previous ISX Index15	1285.32
Change %	-0.01
Change	-0.09



Listed Companies	103	OTC	17
Traded Listed Companies	46	OTC	2
GAM Companies	5		
Suspended Companies	8		

Non Traded listed	44	OTC	15
Higher Companies	9		
Lower Companies	22		



## ISX top gaining and losing companies

Sunday 5/7/2026



سوق العراق للاوراق المالية  
IRAQI STOCK EXCHANGE

### Gainers

Company Name	Closing Price	Change (%)	Traded Volume
Middle East Bank	0.090	12.50	91,407
Modern Sewing	6.000	8.70	2,742,537
Fallujah for construction Material	2.930	6.16	30,586
Kurdistan International Bank	1.510	4.14	10,269,433
Kharkh Tour Amuzement City	4.600	2.22	115,865

### Losers

Company Name	Closing Price	Change (%)	Traded Volume
United Bank	0.050	-16.67	1,101,325
Iraqi Carton Manufactories	2.210	-9.80	987,971
Iraqi Date Processing and Market	2.400	-7.69	176,668
Baghdad Hotel	12.000	-7.69	1,328,985
Al-Taif Islamic Bank	0.880	-7.37	22,346

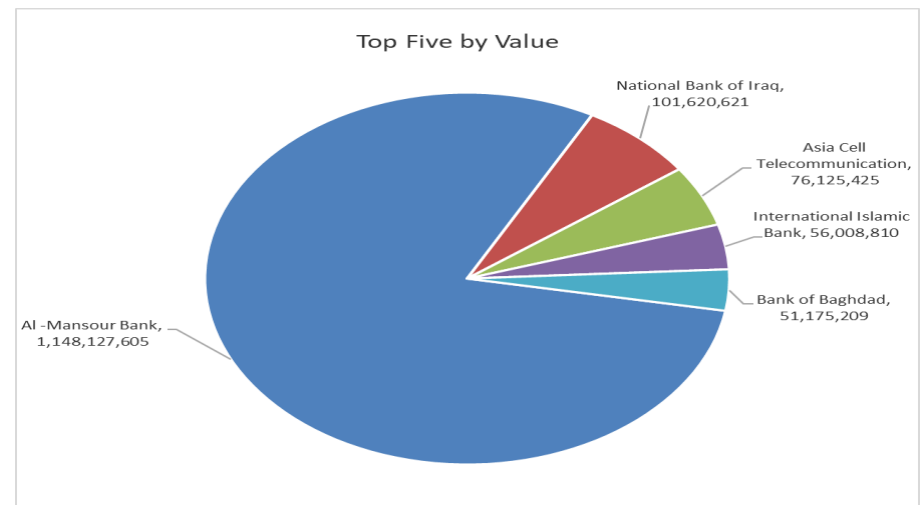
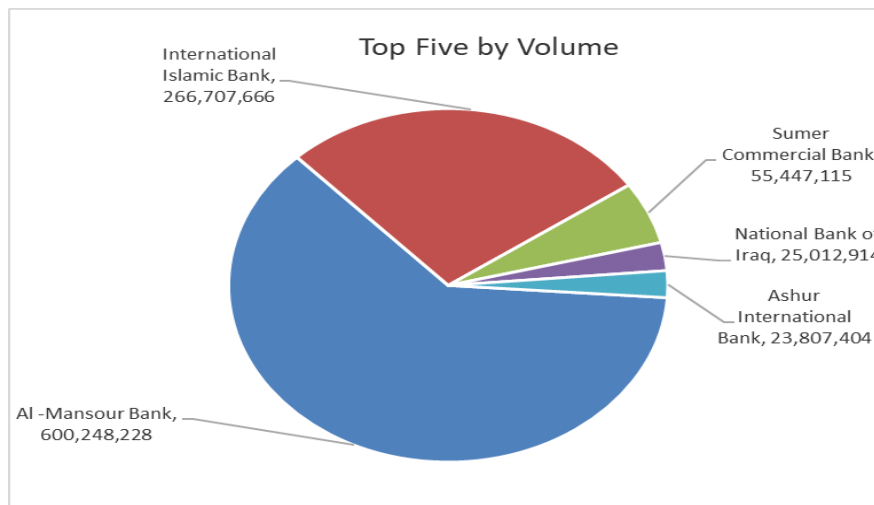
## The most active companies in term of traded volume and value

### Traded Volume

Company Name	Closing Price	Change (%)	Traded Volume
Al -Mansour Bank	1.920	-0.52	600,248,228
International Islamic Bank	0.210	-4.55	266,707,666
Sumer Commercial Bank	0.220	-4.35	55,447,115
National Bank of Iraq	4.020	0.00	25,012,914
Ashur International Bank	0.330	0.00	23,807,404

### Traded Value

Company Name	Closing Price	Change (%)	Traded Value
Al -Mansour Bank	1.920	-0.52	1,148,127,605
National Bank of Iraq	4.020	0.00	101,620,621
Asia Cell Telecommunication	16.500	0.79	76,125,425
International Islamic Bank	0.210	-4.55	56,008,810
Bank of Baghdad	3.000	-0.33	51,175,209



## Regular Market Bulletin No (115)



Company Name	Code	opening Price	highest price	lowest price	Average price	Prev Average price	Closing Price	prev closing price	change (%)	No.of Trades	Traded Volume	Traded Value
<b>Banks Sector</b>												
Ashur International Bank	BASH	0.330	0.330	0.320	0.330	0.330	0.330	0.330	0.00	24	23,807,404	7,854,905
Bank of Baghdad	BBOB	3.010	3.050	3.000	3.020	3.010	3.000	3.010	-0.33	80	16,963,200	51,175,209
Commercial Islamic Bank of Iraq	BCOI	0.670	0.670	0.650	0.660	0.660	0.660	0.670	-1.49	42	21,624,696	14,258,020
Economy Bank	BEFI	0.230	0.240	0.230	0.230	0.230	0.230	0.230	0.00	10	20,022,000	4,605,160
Gulf Commercial Bank	BGUC	0.350	0.350	0.350	0.350	0.350	0.350	0.350	0.00	4	1,249,680	437,388
Investment Bank of Iraq	BIBI	0.330	0.330	0.320	0.320	0.330	0.320	0.330	-3.03	8	6,036,279	1,931,969
Iraqi Islamic Bank	BIIB	1.090	1.090	1.080	1.080	1.090	1.080	1.090	-0.92	33	10,383,290	11,218,129
Middle East Bank	BIME	0.080	0.090	0.080	0.090	0.080	0.090	0.080	12.50	2	91,407	8,222
Kurdistan International Bank	BKUI	1.450	1.510	1.450	1.500	1.450	1.510	1.450	4.14	11	10,269,433	15,404,518
Al -Mansour Bank	BMNS	1.920	1.920	1.910	1.910	1.910	1.920	1.930	-0.52	144	600,248,228	1,148,127,605
National Bank of Iraq	BNOI	4.020	4.090	4.020	4.060	4.040	4.020	4.020	0.00	132	25,012,914	101,620,621
Sumer Commercial Bank	BSUC	0.230	0.230	0.220	0.220	0.220	0.220	0.230	-4.35	42	55,447,115	12,204,040
Al-Taif Islamic Bank	BTIB	0.880	0.880	0.880	0.880	0.950	0.880	0.950	-7.37	2	22,346	19,664
United Bank	BUND	0.060	0.060	0.050	0.050	0.060	0.050	0.060	-16.67	22	1,101,325	56,080
Union Bank of Iraq	BUOI	0.160	0.160	0.160	0.160	0.160	0.160	0.160	0.00	2	1,300,124	208,020
<b>Total of Banks Sector</b>										558	793,579,441	1,369,129,550
<b>Telecommunication Sector</b>												
Asia Cell Telecommunication	TASC	16.370	16.500	16.200	16.290	16.380	16.500	16.370	0.79	187	4,673,075	76,125,425
Al-Khatam Telecom	TZNI	3.820	3.830	3.800	3.810	3.850	3.800	3.820	-0.52	23	1,066,065	4,066,915
<b>Total of Telecommunication Sector</b>										210	5,739,140	80,192,339
<b>Insurance Sector</b>												
Al-Ameen for Insurance	NAME	0.890	0.890	0.890	0.890	0.880	0.890	0.880	1.14	11	252,233	224,487
<b>Total of Insurance Sector</b>										11	252,233	224,487
<b>Service Sector</b>												
Baghdad -Iraq Transportation	SBPT	22.250	22.250	22.250	22.250	22.250	22.250	22.250	0.00	5	15,000	333,750
Kharkh Tour Amuzement City	SKTA	4.500	4.600	4.500	4.500	4.500	4.600	4.500	2.22	12	115,865	521,619
Mamoura Realestate	SMRI	3.660	3.660	3.660	3.660	3.650	3.660	3.660	0.00	1	1,357	4,967
AL-Nukhba for Construction	SNUC	0.670	0.670	0.670	0.670	0.710	0.670	0.710	-5.63	1	71,000	47,570
<b>Total of Service Sector</b>										19	203,222	907,906
<b>Industrial Sector</b>												
Iraqi Date Processing and Marke	IIDP	2.600	2.600	2.400	2.490	2.650	2.400	2.600	-7.69	4	176,668	439,296
Iraqi For Tufted Carpets	IITC	22.500	22.500	22.500	22.500	22.500	22.500	22.500	0.00	3	14,569	327,803
Al -Khazer Construction Material	IKHC	1.200	1.200	1.200	1.200	1.250	1.200	1.250	-4.00	1	500,000	600,000
Al-Kindi of Veterinary Vaccines	IKLV	2.840	2.840	2.840	2.840	2.840	2.840	2.840	0.00	2	1,619	4,598
Al-Mansour Pharmaceuticals Ind	IMAP	2.600	2.600	2.600	2.600	2.600	2.600	2.600	0.00	7	74,909	194,763
Modern Sewing	IMOS	5.520	6.000	5.520	5.620	5.460	6.000	5.520	8.70	23	2,742,537	15,425,208
Ready Made Clothes	IRMC	2.400	2.400	2.400	2.400	2.400	2.400	2.400	0.00	3	50,187	120,449
<b>Total of Industrial Sector</b>										43	3,560,489	17,112,117
<b>Hotels Sector</b>												
Baghdad Hotel	HBAG	13.000	13.000	12.000	12.080	13.060	12.000	13.000	-7.69	9	1,328,985	16,058,438
Babylon Hotel	HBAY	107.000	107.000	107.000	107.000	107.000	107.000	107.000	0.00	1	153	16,371
Ishtar Hotels	HISH	9.050	9.050	9.000	9.000	9.000	9.000	9.050	-0.55	12	600,000	5,400,074
National for Tourist Investment	HNTI	9.000	9.000	9.000	9.000	9.000	9.000	9.000	0.00	1	6,142	55,278
Tourist Village of Mosul dam	HTVM	14.250	14.500	14.250	14.420	14.250	14.500	14.250	1.75	12	36,032	519,714
<b>Total of Hotels Sector</b>										35	1,971,312	22,049,876
<b>Agricultural Sector</b>												
Babil Animal & Vegetable Produ	ABAP	8.450	8.450	8.440	8.440	8.030	8.440	8.450	-0.12	4	7,352	62,063
<b>Total of Agricultural Sector</b>										4	7,352	62,063
<b>Total Of Regular</b>										880	805,313,189	1,489,678,338

**Second Platform Market Bulletin No (115)**



Company Name	Code	opening Price	highest price	lowest price	Average price	Prev Average price	Closing Price	prev closing price	change (%)	No.of Trades	Traded Volume	Traded Value
<b>Banks Sector</b>												
International Islamic Bank	BINT	0.200	0.220	0.200	0.210	0.230	0.210	0.220	-4.55	14	266,707,666	56,008,810
Credit Bank Of Iraq	BROI	0.540	0.540	0.540	0.540	0.540	0.540	0.550	-1.82	20	9,266,508	5,003,914
<b>Total of Banks Sector</b>										<b>34</b>	<b>275,974,174</b>	<b>61,012,724</b>
<b>Insurance Sector</b>												
Alahliya For Insurance	NAHF	0.800	0.800	0.800	0.800	0.820	0.800	0.820	-2.44	5	9,091	7,273
<b>Total of Insurance Sector</b>										<b>5</b>	<b>9,091</b>	<b>7,273</b>
<b>Service Sector</b>												
Al-Ameen Estate Investment	SAEI	1.670	1.670	1.640	1.640	1.670	1.640	1.670	-1.80	6	137,060	224,868
<b>Total of Industrial Sector</b>										<b>6</b>	<b>137,060</b>	<b>224,868</b>
<b>Industrial Sector</b>												
Fallujah for construction Materi	IIFCM	2.760	2.930	2.760	2.820	2.760	2.930	2.760	6.16	4	30,586	86,378
<b>Total of Industrial Sector</b>										<b>4</b>	<b>30,586</b>	<b>86,378</b>
<b>Total of Non Regular</b>										<b>49</b>	<b>276,150,911</b>	<b>61,331,243</b>
<b>Undisclosed Platform Companies Bulletin No (115)</b>												
<b>Service Sector</b>												
AL-Badia for General Trans	SBAG	1.450	1.450	1.450	1.450	1.450	1.450	1.450	0.00	7	1,574,366	2,282,831
<b>Total of Industrial Sector</b>										<b>7</b>	<b>1,574,366</b>	<b>2,282,831</b>
<b>Industrial Sector</b>												
Iraqi Carton Manufactories	IICM	2.450	2.450	2.210	2.280	2.520	2.210	2.450	-9.80	18	987,971	2,250,497
National Chemical &Plastic	INCP	1.950	1.950	1.950	1.950	1.950	1.950	1.950		6	11,502	22,429
The Light Industries	ITLI	1.320	1.320	1.300	1.300	1.330	1.300	1.320	-1.52	18	2,513,000	3,267,358
<b>Total of Industrial Sector</b>										<b>42</b>	<b>3,512,473</b>	<b>5,540,284</b>
<b>Hotels Sector</b>												
Palestine Hotel	HPAL	18.470	18.550	18.470	18.550	18.470	18.550	18.470	0.43	13	104,802	1,944,069
<b>Total of Hotels Sector</b>										<b>13</b>	<b>104,802</b>	<b>1,944,069</b>
<b>Agricultural Sector</b>												
Iraqi for Seed Production	AISP	6.750	6.800	6.700	6.730	6.730	6.700	6.750	-0.74	39	2,375,505	15,981,095
<b>Total of Agricultural Sector</b>										<b>39</b>	<b>2,375,505</b>	<b>15,981,095</b>
<b>Total of Undisclosed</b>										<b>101</b>	<b>7,567,146</b>	<b>25,748,278</b>
<b>Grand Total</b>										<b>1,030</b>	<b>1,089,031,246</b>	<b>1,576,757,859</b>



**Iraq Stock Exchange not trading companies of Sunday 5/7/2026**

Company Names	Code	Previous Average Price	Closing Price
<b>Banks Sector</b>			
Mosul Bank For Investment	BMFI	0.140	0.140
Elaf Islamic Bank	BELF	0.290	0.290
National Islamic Bank	BNAI	1.100	1.100
Asia Al Iraq Islamic Bank	BAIB	0.950	0.950
Cihan Bank for Islamic Investment&Finan	BCIH	2.200	2.200
<b>Insurance Sector</b>			
Gulf Insurance	NGIR	0.440	0.440
Dar Al-Salam for Insurance	NDSA	0.780	0.780
<b>Service Sector</b>			
Al-Mosul for funfairs	SMOF	7.000	7.000
Rehab Karbalaa	HKAR	0.650	0.650
<b>Industrial Sector</b>			
Iraqi Engineering Works	IIEW	5.600	5.600
Metallic Industries and Bicycles	IMIB	1.990	1.990
<b>Agricultural Sector</b>			
Modern for Animal Production	AMAP	0.370	0.370
Agricultural Products Meat	AIPM	5.300	5.300
Iraqi Agricultural Products	AIRP	11.000	11.000
Al-Ahlyia agricultural production	AAHP	2.110	2.110
Middle East for Production- Fish	AMEF	5.990	5.990
Company Names	Code	Previous Average Price	Closing Price
<b>Banks Sector</b>			
Iraq Noor Islamic Bank for Investment	BINI	0.230	0.230
Al-Ataa Islamic Bank	BLAD	0.100	0.100
AL-Anssari Islamic Bank	BANS	0.050	0.050
Trans Iraq Bank Investment	BTRI	0.300	0.300
International Development Bank	BIDB	1.050	1.050
Al-Qabidh Islamic Bank	BQAB	0.090	0.090
Al-Mashreq Al-Arabi Islamic Bank	BAMS	0.850	0.850
Arab Islamic Bank	BAAI	1.000	1.000
Al-Rajih Islamic Bank	BRAJ	1.000	1.000
Al-Mustashar Islamic Bank for Investmen	BMUI	1.000	1.000
Trust International Islamic Bank	BTRU	0.750	0.750
World Islamic Bank for Investment	BWOR	1.000	1.000
Al janoob Islamic Bank	BJAB	0.940	0.940
Ameen Al-Iraq Islamic Bank	BAME	1.000	1.000
Al-Qurtas Islamic Bank	BQUR	1.000	1.000
<b>Insurance Sector</b>			
Al-Hamraa for Insurance	NHAM	5.100	5.100
<b>Service Sector</b>			
Ibdaa Al-sharq Alwast General Contractin	SIBD	1.000	1.000
<b>Investment Sector</b>			
AL-Wiaam for Financial Investment	VWIF	0.690	0.690
Al-Ameen for Financial Investment	VAMF	0.690	0.690
<b>Industrial Sector</b>			
National Furniture Industries	IHFI	0.810	0.810
Modern chemical industries	IMCI	100.000	100.000
Baghdad for Packing Materials	IBPM	2.860	2.860
<b>Hotels Sector</b>			
Ashour Hotel	HASH	27.290	27.290
Company Names	Code	Previous Average Price	Closing Price
<b>Service Sector</b>			
General Transportation	SIGT	1.750	1.750
<b>Industrial Sector</b>			
Electronic Industry	IELI	1.550	1.550
Al-Hilal Industries	IHLI	1.540	1.540
Modern Construction Materials	IMCM	1.630	1.630
<b>Hotels Sector</b>			
Al-Sadeer Hotel	HSAD	23.000	23.000

Iraq Stock Exchange  
Non Iraqis' Bulletin Sunday July 5 2026  
Regular Market



Non Iraqi Trading of Regular Market (Buy)

Company Names	Code	No.of trades	Traded Shares	Trading Volume
<b>Banks Sector</b>				
Commercial Bank of Iraq	BCOI	1	5,000	3,350
Bank Of Baghdad	BBOB	1	14,580	43,886
National Bank Of Iraq	BNOI	67	15,876,500	64,769,620
Al-Mansour Bank	BMNS	10	50,739,596	97,420,024
Total Bank sector		79	66,635,676	162,236,880
Grand Total		79	66,635,676	162,236,880

Non Iraqi Trading of Regular Market (Sell)

Company Names	Code	No.of trades	Traded Shares	Trading Volume
<b>Banks Sector</b>				
National Bank Of Iraq	BNOI	7	4,598,192	18,568,671
Al-Mansour Bank	BMNS	106	500,000,000	955,651,314
Total Bank sector		113	504,598,192	974,219,985
Grand Total		113	504,598,192	974,219,985

Non Iraqi Trading of Undisclosed Platform (Sell)

Company Names	Code	No.of trades	Traded Shares	Trading Volume
<b>Industry Sector</b>				
The Light Industries	ITLI	7	13,000	17,160
Total Industry sector		7	13,000	17,160
Grand Total		7	13,000	17,160

## OTC Platform Trading Bulletin No (114)

Company Name	Code	highest price	lowest price	Average price	No.of Trades	Traded Volume	Traded Value
<b>Banks Sector</b>							
Al-Warka Bank	BWAI	0.140	0.140	0.140	1	2,852,692	399,377
Total Of Money Service Sector					1	2,852,692	399,377
<b>Money Service Sector</b>							
Rabee Securities	FRSE	9.050	9.050	9.050	1	128,956	1,167,052
Total Of Money Service Sector					1	128,956	1,167,052
<b>Total</b>					<b>2</b>	<b>2,981,648</b>	<b>1,566,429</b>

## Not Trading OTC Companies

Company Name	Code	Previous Average price
<b>Banks Sector</b>		
Al-Sanam Islamic Bank	BSAN	3.000
Hammurabi Commercial Bank	BHAM	—
<b>Industrial Sector</b>		
Kirkuk producing constructional materials	IKFP	2.660
<b>Money Service Sector</b>		
Karmal Brokerage	FKSX	10.000
Iraqi Deposit Insurance Corporation	FIDI	1.000
Ishtar Gate for e-Paymant	FISH	1.000
Sama Baghdad Exchange	FSBE	—
<b>Insurance Sector</b>		
Almaseer Insurance Company	NMAS	—
Zain Insurance Company	NZA	—
Dar Altheqa Insurance Company	NDAR	—
Shatt Al Arab Insurance	NSHA	1.000
Al Badia Insurance	NBAD	—
Kurdistan Insurance	NKUI	0.500
Elaf Insurance	NELF	—
Dilina Insurance Company	NDIL	—

Iraq Stock Exchange

Sunday 5/7/2026



سوق العراق للاوراق المالية  
IRAQ STOCK EXCHANGE

## Not Trading Bonds Bulletin

Bond type	Publish type	Code	last trading price	immortilize date
Banaa Bonds /Million ID	Second	CB20	964,981	19/12/2025
Eamar Bonds /Million ID	First	CB30	1,001,095	—
Eamar Bonds /Million ID	Second	CB40	—	—
Eamar Bonds /500 Thousand ID	Third	CB45	—	—
Eamar Bonds /Million ID	Third	CB50	—	—
Injaz Bonds /500 Thousand ID	First	CB55	—	—
Injaz Bonds /Million ID	First	CB60	951,110	—
Injaz Bonds /500 Thousand ID	Second	CB65	511,000	—
Injaz Bonds /Million ID	Second	CB70	965,050	—
Injaz Bonds /500 Thousand ID	Third	CB75	—	—
Injaz Bonds /Million ID	Third	CB80	978,182	—
National Bonds/Million ID	First	CB90	—	—
National Bonds/500 Thousand ID	Second	CB95	—	—
National Bonds/Million ID	Second	CB100	—	—