

# Iraq Stock Exchange

Bulletin No (78)



## ISX Trading Indices of Tuesday 5/5/2026

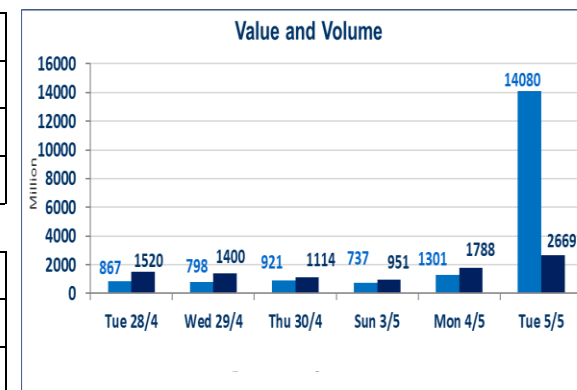
Traded Volume and OTC	14,080,540,019
-----------------------	----------------

Traded Value and OTC	2,669,688,453
----------------------	---------------

Traders	1304
---------	------

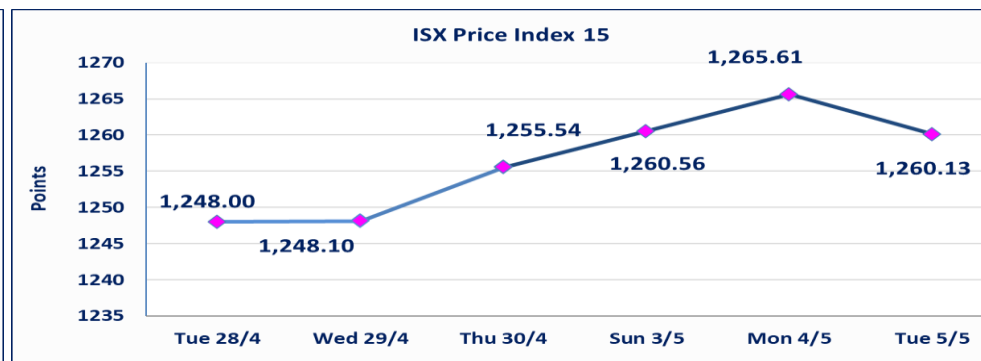
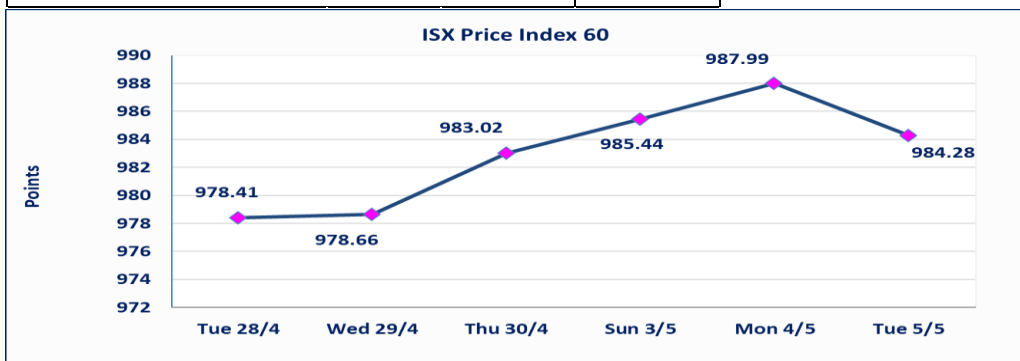
ISX Index 60	984.28
Previous ISX Index60	987.99
Change %	-0.38
Change	-3.71

ISX Index 15	1260.13
Previous ISX Index15	1265.61
Change %	-0.43
Change	-5.48



Listed Companies	104	OTC	14
Traded Listed Companies	41	OTC	1
GAM Companies	2		
Suspended Companies	9		

Non Traded listed	52	OTC	13
Higher Companies	8		
Lower Companies	12		



special orders	Noor Al-Wamidh Brokerage Company executed a deliberate cross order on the shares of Erbil Bank with a number of shares (12,671,500,000) shares with a value of (1,393,865,000) IQD, during the additional session time (after 1 pm) in accordance with the procedures for executing large transactions.
----------------	---

## ISX top gaining and losing companies

Tuesday 5/5/2026

### Gainers

Company Name	Closing Price	Change (%)	Traded Volume
Rehab Karbalaa	0.650	4.84	1,000
Ashur International Bank	0.240	4.35	28,873,332
Investment Bank of Iraq	0.240	4.35	36,311,735
Al-Mansour Pharmaceuticals Indu	2.330	2.19	46,123,895
Al-Khatam Telecom	3.800	1.33	645,038

### Losers

Company Name	Closing Price	Change (%)	Traded Volume
Kharkh Tour Amuzement City	4.580	-3.58	33,925,066
Gulf Commercial Bank	0.350	-2.78	41,250,682
Iraqi Islamic Bank	1.070	-1.83	7,772,178
Kurdistan International Bank	1.080	-1.82	1,066,667
Al -Mansour Bank	1.770	-1.67	294,766,819

## The most active companies in term of traded volume and value


### Traded Volume

Company Name	Closing Price	Change (%)	Traded Volume
Erbil Investment & FinanceBank	0.110	0.00	12,671,500,000
Sumer Commercial Bank	0.200	0.00	653,808,207
Al -Mansour Bank	1.770	-1.67	294,766,819
Economy Bank	0.230	0.00	102,053,218
Middle East Bank	0.090	0.00	47,584,607

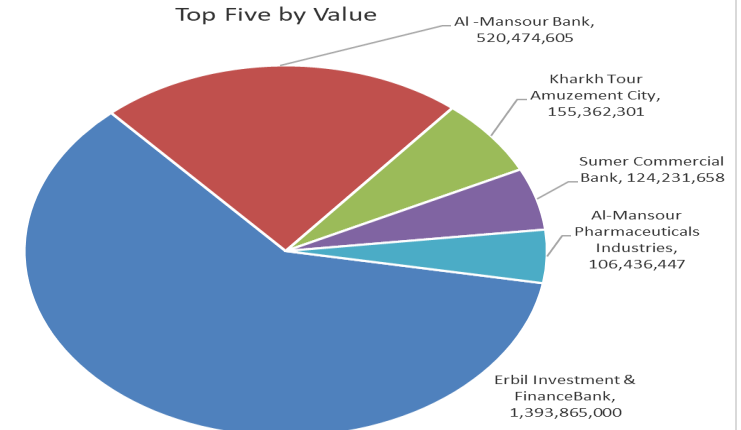
### Traded Value

Company Name	Closing Price	Change (%)	Traded Value
Erbil Investment & FinanceBank	0.110	0.00	1,393,865,000
Al -Mansour Bank	1.770	-1.67	520,474,605
Kharkh Tour Amuzement City	4.580	-3.58	155,362,301
Sumer Commercial Bank	0.200	0.00	124,231,658
Al-Mansour Pharmaceuticals Indu	2.330	2.19	106,436,447

### Top Five by Volume



### Top Five by Value



## Regular Market Bulletin No (78)



Company Name	Code	opening Price	highest price	lowest price	Average price	Prev Average price	Closing Price	prev closing price	change (%)	No.of Trades	Traded Volume	Traded Value
<b>Banks Sector</b>												
Ashur International Bank	BASH	0.240	0.240	0.230	0.240	0.230	0.240	0.230	4.35	25	28,873,332	6,925,100
Commercial Islamic Bank of Iraq	BCOI	0.660	0.660	0.660	0.660	0.660	0.660	0.660	0.00	6	11,871,550	7,835,223
Economy Bank	BEFI	0.230	0.240	0.230	0.230	0.230	0.230	0.230	0.00	29	102,053,218	23,472,340
Gulf Commercial Bank	BGUC	0.350	0.350	0.350	0.350	0.360	0.350	0.360	-2.78	10	41,250,682	14,437,739
Investment Bank of Iraq	BIBI	0.230	0.240	0.230	0.240	0.230	0.240	0.230	4.35	18	36,311,735	8,621,699
Iraqi Islamic Bank	BIIB	1.090	1.090	1.060	1.060	1.090	1.070	1.090	-1.83	20	7,772,178	8,267,221
Middle East Bank	BIME	0.080	0.090	0.080	0.090	0.090	0.090	0.090	0.00	21	47,584,607	4,280,593
Kurdistan International Bank	BKUI	1.080	1.080	1.080	1.080	1.100	1.080	1.100	-1.82	1	1,066,667	1,152,000
Mosul Bank For Investment	BMFI	0.140	0.140	0.140	0.140	0.140	0.140	0.140	0.00	3	40,000,000	5,600,000
Al -Mansour Bank	BMNS	1.780	1.790	1.750	1.770	1.800	1.770	1.800	-1.67	250	294,766,819	520,474,605
National Bank of Iraq	BNOI	4.000	4.000	3.960	3.980	4.040	3.970	4.000	-0.75	141	12,383,560	49,333,419
Sumer Commercial Bank	BSUC	0.200	0.200	0.190	0.190	0.190	0.200	0.200	0.00	63	653,808,207	124,231,658
Al-Taif Islamic Bank	BTIB	0.650	0.650	0.650	0.650	0.650	0.650	0.650	0.00	1	3,058	1,988
United Bank	BUND	0.050	0.050	0.050	0.050	0.050	0.050	0.050	0.00	3	1,132	57
Union Bank of Iraq	BUOI	0.170	0.170	0.170	0.170	0.170	0.170	0.170	0.00	8	800,000	136,000
<b>Total of Banks Sector</b>										<b>599</b>	<b>1,278,546,745</b>	<b>774,769,641</b>
<b>Telecommunication Sector</b>												
Asia Cell Telecommunication	TASC	17.090	17.100	16.910	17.040	17.020	16.950	17.090	-0.82	172	5,267,933	89,789,426
Al-Khatam Telecom	TZNI	3.750	3.900	3.750	3.810	3.740	3.800	3.750	1.33	34	645,038	2,455,203
<b>Total of Telecommunication Sector</b>										<b>206</b>	<b>5,912,971</b>	<b>92,244,629</b>
<b>Insurance Sector</b>												
Al-Ameen for Insurance	NAME	0.930	0.930	0.930	0.930	0.900	0.930	0.930	0.00	2	105,816	98,409
<b>Total of Insurance Sector</b>										<b>2</b>	<b>105,816</b>	<b>98,409</b>
<b>Service Sector</b>												
Baghdad -Iraq Transportation	SBPT	23.200	23.300	23.000	23.040	22.890	23.000	23.200	-0.86	18	91,788	2,114,805
Kharkh Tour Amuzement City	SKTA	4.520	4.680	4.520	4.580	4.750	4.580	4.750	-3.58	14	33,925,066	155,362,301
Al-Mosul for funfairs	SMOF	7.000	7.000	7.000	7.000	7.000	7.000	7.000	0.00	2	120,000	840,000
Mamoura Realestate	SMRI	3.260	3.260	3.200	3.240	3.250	3.230	3.260	-0.92	22	4,022,096	13,021,109
Rehab Karbalaa	HKAR	0.650	0.650	0.650	0.650	0.620	0.650	0.620	4.84	1	1,000	650
<b>Total of Service Sector</b>										<b>57</b>	<b>38,159,950</b>	<b>171,338,865</b>
<b>Industrial Sector</b>												
Baghdad Soft Drinks	IBSD	6.170	6.190	6.170	6.180	6.180	6.170	6.170	0.00	115	14,592,894	90,146,528
Iraqi For Tufted Carpets	IITC	19.100	19.100	19.000	19.010	19.200	19.000	19.200	-1.04	4	21,493	408,615
Al-Mansour Pharmaceuticals Inc	IMAP	2.280	2.330	2.280	2.310	2.280	2.330	2.280	2.19	214	46,123,895	106,436,447
Modern Sewing	IMOS	5.400	5.400	5.400	5.400	5.400	5.400	5.400	0.00	2	52,000	280,800
Ready Made Clothes	IRMC	2.200	2.200	2.200	2.200	2.200	2.200	2.200	0.00	2	568	1,250
<b>Total of Industrial Sector</b>										<b>337</b>	<b>60,790,850</b>	<b>197,273,640</b>
<b>Hotels Sector</b>												
Baghdad Hotel	HBAG	12.000	12.000	12.000	12.000	11.809	12.000	11.880	1.01	7	6,812	81,744
Ishtar Hotels	HISH	9.000	9.000	9.000	9.000	9.010	9.000	9.000	0.00	8	202,538	1,822,842
<b>Total of Hotels Sector</b>										<b>15</b>	<b>209,350</b>	<b>1,904,586</b>
<b>Agricultural Sector</b>												
Babil Animal & Vegetable Produ	ABAP	10.350	10.480	10.290	10.350	10.370	10.290	10.350	-0.58	15	68,614	709,921
<b>Total of Agricultural Sector</b>										<b>15</b>	<b>68,614</b>	<b>709,921</b>
<b>Total Of Regular</b>										<b>1,231</b>	<b>1,383,794,296</b>	<b>1,238,339,690</b>

**Second Platform Market Bulletin No (78)**



Company Name	Code	opening	highest	lowest	Average	Prev	Closing	prev	change	No.of	Traded Volume	Traded Value
<b>Banks Sector</b>												
Erbil Investment & FinanceBank	BERI	0.110	0.110	0.110	0.110	0.110	0.110	0.110	0.00	2	12,671,500,000	1,393,865,000
Credit Bank Of Iraq	BROI	0.570	0.590	0.560	0.570	0.570	0.580	0.580	0.00	5	1,157,605	658,861
<b>Total of Banks Sector</b>										<b>7</b>	<b>12,672,657,605</b>	<b>1,394,523,861</b>
<b>Service Sector</b>												
Al-Ameen Estate Investment	SAEI	1.710	1.710	1.710	1.710	1.710	1.710	1.710	0.00	2	150,000	256,500
<b>Total of Industrial Sector</b>										<b>2</b>	<b>150,000</b>	<b>256,500</b>
<b>Industrial Sector</b>												
Fallujah for construction Materi	IFCM	2.760	2.760	2.720	2.730	2.760	2.720	2.760	-1.45	6	597,000	1,631,720
<b>Total of Industrial Sector</b>										<b>6</b>	<b>597,000</b>	<b>1,631,720</b>
<b>Total of Non Regular</b>										<b>15</b>	<b>12,673,404,605</b>	<b>1,396,412,081</b>

**Undisclosed Platform Companies Bulletin No (78)**



Company Name	Code	opening Price	highest price	lowest price	Average price	Prev Average price	Closing Price	prev closing price	change (%)	No.of Trades	Traded Volume	Traded Value
<b>Service Sector</b>												
AL-Badia for General Trans	SBAG	1.250	1.250	1.190	1.240	1.250	1.250	1.250	0.00	15	2,593,386	3,215,671
<b>Total of Industrial Sector</b>										<b>15</b>	<b>2,593,386</b>	<b>3,215,671</b>
<b>Industrial Sector</b>												
Al-Hilal Industries	IHLI	1.350	1.350	1.350	1.350	1.350	1.350	1.350	0.00	18	1,749,000	2,361,150
National Chemical &Plastic	INCP	1.920	1.920	1.920	1.920	1.940	1.920	1.900	1.05	1	100,000	192,000
The Light Industries	ITLI	1.210	1.210	1.210	1.210	1.210	1.210	1.210	0.00	6	1,807,159	2,186,662
<b>Total of Industrial Sector</b>										<b>25</b>	<b>3,656,159</b>	<b>4,739,812</b>
<b>Hotels Sector</b>												
Palestine Hotel	HPAL	18.490	18.490	18.490	18.490	18.490	18.490	18.490	0.00	4	805,000	14,884,450
<b>Total of Hotels Sector</b>										<b>4</b>	<b>805,000</b>	<b>14,884,450</b>
<b>Agricultural Sector</b>												
Iraqi for Seed Production	AISP	4.810	4.890	4.810	4.840	4.810	4.840	4.810	0.62	11	1,965,449	9,518,946
<b>Total of Agricultural Sector</b>										<b>11</b>	<b>1965449</b>	<b>9,518,946</b>
<b>Total of Undisclosed</b>										<b>55</b>	<b>9,019,994</b>	<b>32,358,879</b>
<b>Grand Total</b>										<b>1,301</b>	<b>14,066,218,895</b>	<b>2,667,110,650</b>

## Iraq Stock Exchange not trading companies of Tuesday 5/5/2026

Company Names	Code	Previous Average Price	Closing Price
<b>Banks Sector</b>			
Elaf Islamic Bank	BELF	0.250	0.250
National Islamic Bank	BNAI	1.000	1.000
Asia Al Iraq Islamic Bank	BAIB	0.780	0.780
Cihan Bank for Islamic Investment&Finan	BCIH	2.200	2.200
<b>Insurance Sector</b>			
Dar Al-Salam for Insurance	NDSA	0.750	0.750
Gulf Insurance	NGIR	0.430	0.430
<b>Service Sector</b>			
AL-Nukhba for Construction	SNUC	0.710	0.710
<b>Industrial Sector</b>			
Iraqi Engineering Works	IIEW	6.350	6.350
Al -Khazer Construction Materials	IKHC	1.280	1.280
Al-Kindi of Veterinary Vaccines	IKLV	2.500	2.500
Metallic Industries and Bicycles	IMIB	1.900	1.900
<b>Hotels Sector</b>			
Babylon Hotel	HBAY	102.000	102.000
Mansour Hotel	HMAN	47.600	47.600
National for Tourist Investment	HNTI	9.000	9.000
Tourist Village of Mosul dam	HTVM	13.500	13.500
Al-Sadeer Hotel	HSAD	23.000	23.000
<b>Agricultural Sector</b>			
Agricultural Products Meat	AIPM	4.450	4.450
Modern for Animal Production	AMAP	0.360	0.370
Al-Ahlyia agricultural production	AAHP	2.110	2.110
Iraqi Agricultural Products	AIRP	10.000	10.000
Middle East for Production- Fish	AMEF	5.990	5.990
Company Names	Code	Previous Average Price	Closing Price
<b>Banks Sector</b>			
International Islamic Bank	BINT	0.200	0.200
Al-Ataa Islamic Bank	BLAD	0.100	0.100
Region Trade Bank	BRTB	1.010	1.010
AL- Mal Islamic Bank	BMAL	1.000	1.000
Trans Iraq Bank Investment	BTRI	0.310	0.310
International Development Bank	BIDB	1.050	1.050
Al-Mashreq Al-Arabi Islamic Bank	BAMS	0.850	0.850
Iraq Noor Islamic Bank for Investment	BINI	0.250	0.250
Arab Islamic Bank	BAAI	1.000	1.000
Al-Rajih Islamic Bank	BRAJ	1.000	1.000
AL-Anssari Islamic Bank	BANS	0.050	0.050
Al-Mustashar Islamic Bank for Investmen	BMUI	1.000	1.000
Trust International Islamic Bank	BTRU	0.750	0.750
World Islamic Bank for Investment	BWOR	1.000	1.000
Al janoob Islamic Bank	BJAB	0.940	0.940
Ameen Al-Iraq Islamic Bank	BAME	1.000	1.000
<b>Investment Sector</b>			
Al-Ameen for Financial Investment	VAMF	1.260	1.260
AL-Wiaam for Financial Investment	VWIF	0.690	0.690
<b>Insurance Sector</b>			
Al-Hamraa for Insurance	NHAM	4.700	4.700
Alahliya For Insurance	NAHF	0.850	0.850
<b>Industrial Sector</b>			
National Furniture Industries	IHFI	0.860	0.860
Baghdad for Packing Materials	IBPM	2.860	2.860
Modern chemical industries	IMCI	100.000	100.000
<b>Service Sector</b>			
Ibdaa Al-sharq Alwast General Contractin	SIBD	1.000	1.000
<b>Agricultural Sector</b>			
AL-Rebass for Poultry&feed	AREB	-	-
<b>Hotels Sector</b>			
Ashour Hotel	HASH	29.030	29.030
Company Names	Code	Previous Average Price	Closing Price
<b>Banks Sector</b>			
Al-Qurtas Islamic Bank	BQUR	1.000	1.000
<b>Service Sector</b>			
General Transportation	SIGT	1.740	1.740
<b>Industrial Sector</b>			
Electronic Industry	IELI	1.500	1.500
Iraqi Carton Manufactories	IICM	2.550	2.550
Modern Construction Materials	IMCM	1.300	1.300

Non Iraqi Trading of Regular Market (Buy)

Company Names	Code	No.of trades	Traded Shares	Trading Volume
<b>Banks Sector</b>				
National Bank Of Iraq	BNOI	3	1,000,000	4,000,000
<b>Total Bank sector</b>		3	1,000,000	4,000,000
<b>Grand Total</b>		3	1,000,000	4,000,000

Non Iraqi Trading of Regular Market (Sell)

Company Names	Code	No.of trades	Traded Shares	Trading Volume
<b>Banks Sector</b>				
Iraqi Middle East Investment Bank	BIME	1	200,000	16,000
Ashur International Bank	BASH	2	450,000	103,500
Kurdistan International Bank	BKUI	1	1,066,667	1,152,000
<b>Total Bank sector</b>		4	1,716,667	1,271,500
<b>Telecommunication Sector</b>				
Asia cell	TASC	2	190,786	3,254,809
<b>Total Telecommunication sector</b>		2	190,786	3,254,809
<b>Grand Total</b>		6	1,907,453	4,526,310

Non Iraqi Trading of Second Market (Sell)

Company Names	Code	No.of trades	Traded Shares	Trading Volume
<b>Banks Sector</b>				
Credit Bank Of Iraq	BROI	2	763,341	427,645
<b>Total Bank sector</b>		2	763,341	427,645
<b>Grand Total</b>		2	763,341	427,645

Non Iraqi Trading of Undisclosed Platform (BUY)

Company Names	Code	No.of trades	Traded Shares	Trading Volume
<b>Hotel Sector</b>				
Palestine Hotel	HPAL	2	800,000	14,792,000
<b>Total Hotel Sector</b>		2	800,000	14,792,000
<b>Grand Total</b>		2	800,000	14,792,000

# Iraq Stock Exchange

Tuesday 5/5/2026



## OTC Platform Trading Bulletin No (78)

Company Name	Code	highest price	lowest price	Average price	No.of Trades	Traded Volume	Traded Value
<b>Banks Sector</b>							
Al-Warka Bank	BWAI	0.180	0.180	0.180	3	14,321,124	2,577,802
Total Of Money Service Sector					3	14,321,124	2,577,802
<b>Total</b>					<b>3</b>	<b>14,321,124</b>	<b>2,577,802</b>

## Not Trading OTC Companies

Company Name	Code	Previous Average price
<b>Banks Sector</b>		
Hammurabi Commercial Bank	BHAM	—
Al-Sanam Islamic Bank	BSAN	3.000
<b>Industrial Sector</b>		
Kirkuk producing constructional materials	IKFP	2.750
<b>Money Service Sector</b>		
Karmal Brokerage	FKSX	10.000
Iraqi Deposit Insurance Corporation	FIDI	1.000
Rabee Securities	FRSE	9.500
Ishtar Gate for e-Paymant	FISH	1.000
Sama Baghdad Exchange	FSBE	—
<b>Insurance Sector</b>		
Shatt Al Arab Insurance	NSHA	1.000
Al Badia Insurance	NBAD	—
Kurdistan Insurance	NKUI	0.500
Elaf Insurance	NELF	—
Dilina Insurance Company	NDIL	—

Iraq Stock Exchange

Tuesday 5/5/2026



سوق العراق للاوراق المالية  
IRAQ STOCK EXCHANGE

## Not Trading Bonds Bulletin

Bond type	Publish type	Code	last trading price	immortilize date
Banaa Bonds /Million ID	Second	CB20	964,981	19/12/2025
Eamar Bonds /Million ID	First	CB30	1,001,095	—
Eamar Bonds /Million ID	Second	CB40	—	—
Eamar Bonds /500 Thousand ID	Third	CB45	—	—
Eamar Bonds /Million ID	Third	CB50	—	—
Injaz Bonds /500 Thousand ID	First	CB55	—	—
Injaz Bonds /Million ID	First	CB60	951,110	—
Injaz Bonds /500 Thousand ID	Second	CB65	507,301	—
Injaz Bonds /Million ID	Second	CB70	965,050	—
Injaz Bonds /500 Thousand ID	Third	CB75	—	—
Injaz Bonds /Million ID	Third	CB80	978,182	—
National Bonds/Million ID	First	CB90	—	—
National Bonds/500 Thousand ID	Second	CB95	—	—
National Bonds/Million ID	Second	CB100	—	—