

Iraq Stock Exchange

Bulletin No (77)



سوق العراق للاوراق المالية
IRAQ STOCK EXCHANGE

ISX Trading Indices of Monday 4/5/2026

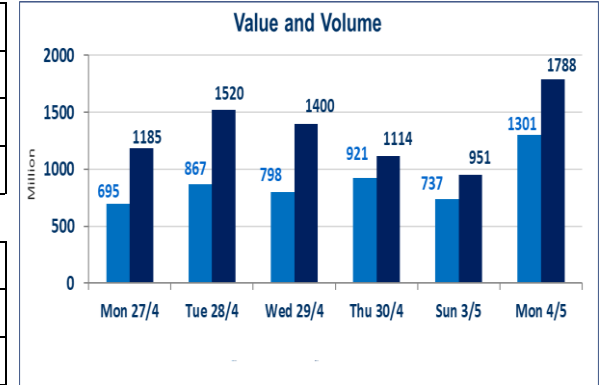
Traded Volume and OTC	1,301,001,227
-----------------------	---------------

Traded Value and OTC	1,788,987,168
----------------------	---------------

Traders	1167
---------	------

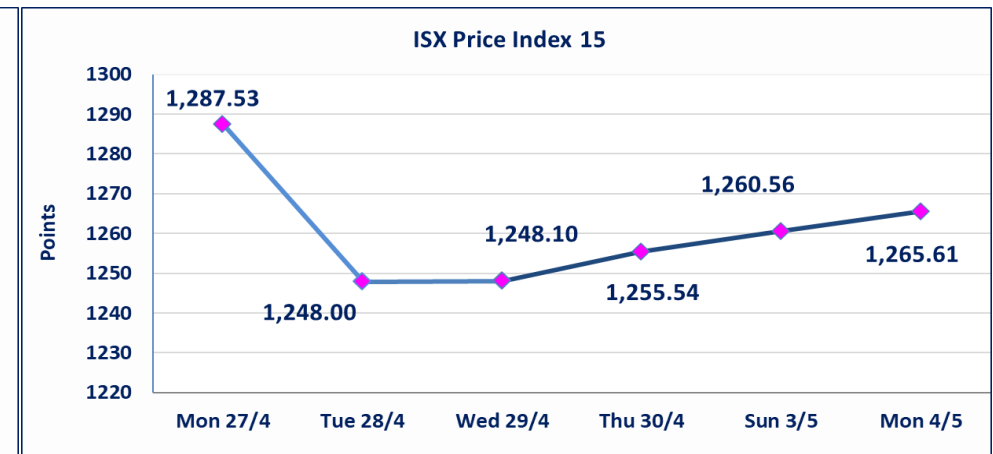
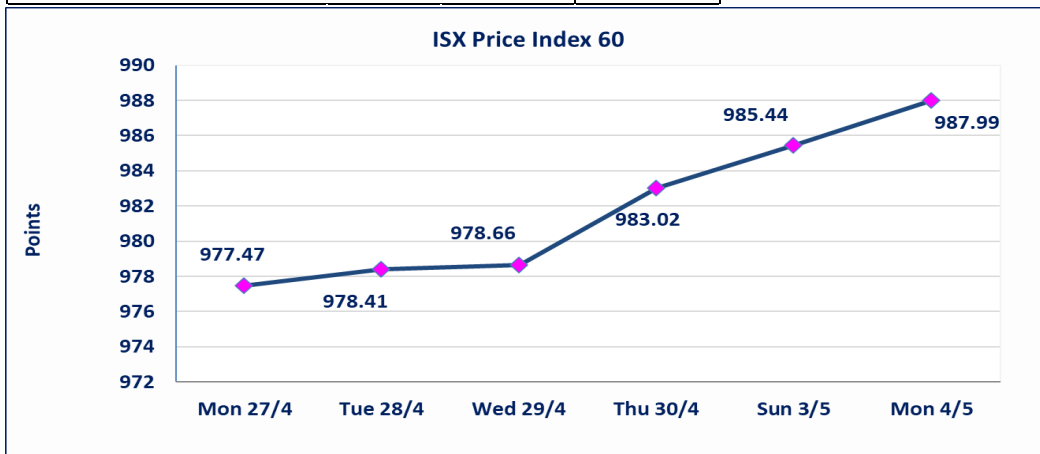
ISX Index 60	987.99
Previous ISX Index60	985.44
Change %	0.26
Change	2.55

ISX Index 15	1265.61
Previous ISX Index15	1260.56
Change %	0.40
Change	5.05



Listed Companies	104	OTC	14
Traded Listed Companies	49	OTC	1
GAM Companies	2		
Suspended Companies	9		

Non Traded listed	44	OTC	13
Higher Companies	10		
Lower Companies	14		



ISX top gaining and losing companies

Monday 4/5/2026

Gainers

Company Name	Closing Price	Change (%)	Traded Volume
Sumer Commercial Bank	0.200	5.26	370,960,289
Al-Ameen for Insurance	0.930	3.33	926,874
Al-Khatam Telecom	3.750	2.18	285,217
Asia Cell Telecommunication	17.090	1.73	13,016,558
Fallujah for construction Material	2.760	1.47	150,000

Losers

Company Name	Closing Price	Change (%)	Traded Volume
AL-Badia for General Trans	1.250	-4.58	16,301
Ready Made Clothes	2.200	-4.35	100
Ashur International Bank	0.230	-4.17	17,160,000
Al-Ameen Estate Investment	1.710	-2.29	226,519
National Bank of Iraq	4.000	-1.96	20,534,222

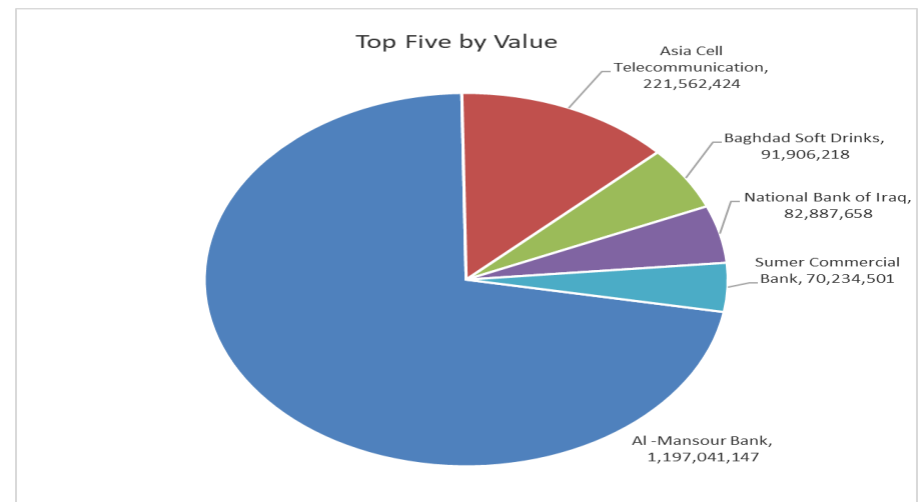
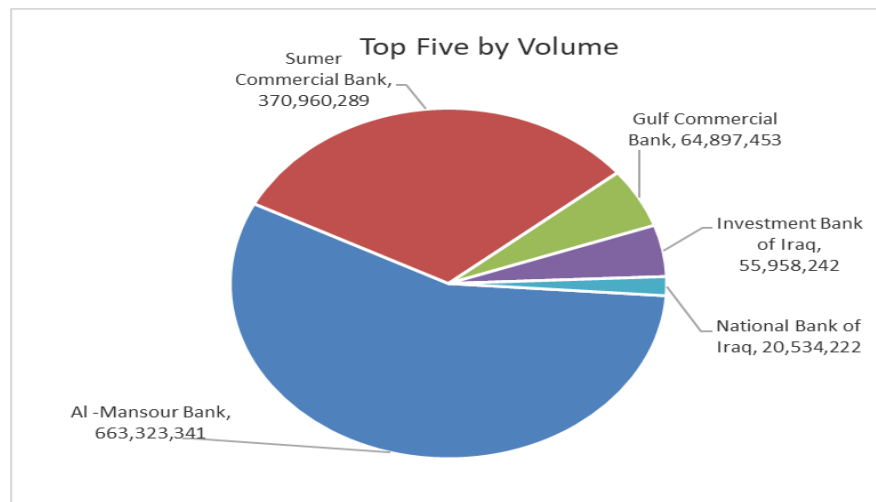
The most active companies in term of traded volume and value

Traded Volume

Company Name	Closing Price	Change (%)	Traded Volume
Al -Mansour Bank	1.800	1.12	663,323,341
Sumer Commercial Bank	0.200	5.26	370,960,289
Gulf Commercial Bank	0.360	0.00	64,897,453
Investment Bank of Iraq	0.230	0.00	55,958,242
National Bank of Iraq	4.000	-1.96	20,534,222

Traded Value

Company Name	Closing Price	Change (%)	Traded Value
Al -Mansour Bank	1.800	1.12	1,197,041,147
Asia Cell Telecommunication	17.090	1.73	221,562,424
Baghdad Soft Drinks	6.170	0.16	91,906,218
National Bank of Iraq	4.000	-1.96	82,887,658
Sumer Commercial Bank	0.200	5.26	70,234,501



Regular Market Bulletin No (77)



Company Name	Code	opening Price	highest price	lowest price	Average price	Prev Average price	Closing Price	prev closing price	change (%)	No.of Trades	Traded Volume	Traded Value
Banks Sector												
Ashur International Bank	BASH	0.240	0.240	0.230	0.230	0.240	0.230	0.240	-4.17	9	17,160,000	3,957,400
Commercial Islamic Bank of Iraq	BCOI	0.660	0.660	0.660	0.660	0.660	0.660	0.660	0.00	7	557,600	368,016
Economy Bank	BEFI	0.230	0.240	0.230	0.230	0.230	0.230	0.230	0.00	5	2,220,000	510,700
Gulf Commercial Bank	BGUC	0.360	0.360	0.360	0.360	0.360	0.360	0.360	0.00	14	64,897,453	23,363,083
Investment Bank of Iraq	BIBI	0.240	0.240	0.230	0.230	0.230	0.230	0.230	0.00	23	55,958,242	12,870,496
Iraqi Islamic Bank	BIIB	1.090	1.100	1.080	1.090	1.080	1.090	1.080	0.93	37	14,243,432	15,517,047
Middle East Bank	BIME	0.100	0.100	0.080	0.090	0.090	0.090	0.090	0.00	7	19,211,000	1,727,790
Kurdistan International Bank	BKUI	1.100	1.100	1.100	1.100	1.100	1.100	1.100	0.00	2	393,317	432,649
Mosul Bank For Investment	BMFI	0.140	0.140	0.130	0.140	0.140	0.140	0.140	0.00	5	14,240,300	1,971,249
Al -Mansour Bank	BMNS	1.790	1.820	1.790	1.800	1.770	1.800	1.780	1.12	247	663,323,341	1,197,041,147
National Bank of Iraq	BNOI	4.080	4.090	4.000	4.040	4.090	4.000	4.080	-1.96	212	20,534,222	82,887,658
Sumer Commercial Bank	BSUC	0.190	0.200	0.180	0.190	0.180	0.200	0.190	5.26	69	370,960,289	70,234,501
Al-Taif Islamic Bank	BTIB	0.650	0.650	0.650	0.650	0.660	0.650	0.660	-1.52	2	15,382	9,998
United Bank	BUND	0.050	0.050	0.050	0.050	0.050	0.050	0.050	0.00	2	20,158	1,008
Total of Banks Sector										641	1,243,734,736	1,410,892,742
Telecommunication Sector												
Asia Cell Telecommunication	TASC	16.850	17.500	16.850	17.020	16.730	17.090	16.800	1.73	185	13,016,558	221,562,424
Al-Khatam Telecom	TZNI	3.700	3.790	3.700	3.740	3.660	3.750	3.670	2.18	9	285,217	1,068,012
Total of Telecommunication Sector										194	13,301,775	222,630,436
Insurance Sector												
Al-Ameen for Insurance	NAME	0.910	0.930	0.900	0.900	0.900	0.930	0.900	3.33	12	926,874	838,111
Total of Insurance Sector										12	926,874	838,111
Service Sector												
Baghdad -Iraq Transportation	SBPT	23.000	23.320	22.760	22.890	23.380	23.200	23.320	-0.51	17	517,070	11,837,664
Al-Mosul for funfairs	SMOF	7.000	7.000	7.000	7.000	7.000	7.000	7.000	0.00	1	186,441	1,305,087
Mamoura Realestate	SMRI	3.250	3.260	3.240	3.250	3.270	3.260	3.270	-0.31	13	3,138,246	10,190,800
Rehab Karbalaa	HKAR	0.620	0.620	0.620	0.620	0.610	0.620	0.620	0.00	2	158,156	98,057
Total of Service Sector										33	3,999,913	23,431,608
Industrial Sector												
Baghdad Soft Drinks	IBSD	6.160	6.200	6.160	6.180	6.190	6.170	6.160	0.16	139	14,859,920	91,906,218
Iraqi Engineering Works	IIEW	6.350	6.350	6.350	6.350	6.350	6.350	6.350	0.00	1	1,000	6,350
Iraqi For Tufted Carpets	IITC	19.200	19.200	19.200	19.200	19.200	19.200	19.200	0.00	1	3,000	57,600
Al -Khazer Construction Material	IKHC	1.280	1.280	1.280	1.280	1.290	1.280	1.300	-1.54	1	1,000,000	1,280,000
Al-Kindi of Veterinary Vaccines	IKLV	2.500	2.500	2.500	2.500	2.480	2.500	2.500	0.00	6	7,952	19,880
Al-Mansour Pharmaceuticals Ind	IMAP	2.270	2.290	2.270	2.280	2.270	2.280	2.270	0.44	20	4,841,726	11,016,700
Modern Sewing	IMOS	5.400	5.400	5.400	5.400	5.450	5.400	5.500	-1.82	4	201,408	1,087,603
Ready Made Clothes	IRMC	2.200	2.200	2.200	2.200	2.300	2.200	2.300	-4.35	1	100	220
Total of Industrial Sector										173	20,915,106	105,374,571
Hotels Sector												
Babylon Hotel	HBAY	102.000	102.000	102.000	102.000	102.000	102.000	102.000	0.00	5	7,141	728,382
Ishtar Hotels	HISH	9.010	9.010	9.000	9.010	9.000	9.000	9.000	0.00	6	200,110	1,801,991
Mansour Hotel	HMAN	47.600	47.600	47.600	47.600	47.600	47.600	47.600	0.00	3	50,125	2,385,950
Total of Hotels Sector										14	257,376	4,916,323
Agricultural Sector												
Babil Animal & Vegetable Produ	ABAP	10.500	10.500	10.350	10.370	10.420	10.350	10.500	-1.43	6	31,723	328,972
Agricultural Products Meat	AIPM	4.450	4.450	4.450	4.450	4.450	4.450	4.450	0.00	9	343,729	1,529,594
Modern for Animal Production	AMAP	0.360	0.370	0.360	0.360	0.360	0.370	0.370	0.00	3	580,000	208,904
Total of Agricultural Sector										18	955,452	2,067,470
Total Of Regular										1,085	1,284,091,232	1,770,151,260

Second Platform Market Bulletin No (77)



Company Name	Code	opening Price	highest price	lowest price	Average price	Prev Average price	Closing Price	prev closing price	change (%)	No.of Trades	Traded Volume	Traded Value
Banks Sector												
Credit Bank Of Iraq	BROI	0.580	0.600	0.570	0.570	0.580	0.580	0.580	0.00	17	11,267,631	6,444,825
Trans Iraq Bank Investment	BTRI	0.310	0.310	0.310	0.310	0.310	0.310	0.310	0.00	3	6,000	1,860
Total of Banks Sector										20	11,273,631	6,446,685
Insurance Sector												
Al-Hamraa for Insurance	NHAM	4.700	4.700	4.700	4.700	4.750	4.700	4.750	-1.05	1	18,124	85,183
Total of Insurance Sector										1	18,124	85,183
Service Sector												
Al-Ameen Estate Investment	SAEI	1.720	1.720	1.710	1.710	1.750	1.710	1.750	-2.29	5	226,519	387,997
Total of Industrial Sector										5	226,519	387,997
Industrial Sector												
Fallujah for construction Materi	IFCM	2.760	2.760	2.760	2.760	2.740	2.760	2.720	1.47	4	150,000	414,000
Total of Industrial Sector										4	150,000	414,000
Hotels Sector												
Ashour Hotel	HASH	29.030	29.030	29.030	29.030	29.030	29.030	29.030	0.00	3	22,795	661,739
Total of Hotels Sector										3	22,795	661,739
Total of Non Regular										33	11,691,069	7,995,604

Undisclosed Platform Companies Bulletin No (77)



Company Name	Code	opening Price	highest price	lowest price	Average price	Prev Average price	Closing Price	prev closing price	change (%)	No.of Trades	Traded Volume	Traded Value
Service Sector												
AL-Badia for General Trans	SBAG	1.250	1.250	1.250	1.250	1.310	1.250	1.310	-4.58	2	16,301	20,376
General Transportation	SIGT	1.740	1.740	1.740	1.740	1.740	1.740	1.740	0.00	1	11,425	19,880
Total of Industrial Sector										3	27,726	40,256
Industrial Sector												
Electronic Industry	IELI	1.500	1.500	1.490	1.500	1.510	1.500	1.500	0.00	4	206,626	309,439
Al-Hilal Industries	IHLI	1.350	1.350	1.350	1.350	1.350	1.350	1.350	0.00	2	27,208	36,731
Iraqi Carton Manufactories	IICM	2.550	2.550	2.550	2.550	2.530	2.550	2.550	0.00	6	40,203	102,518
National Chemical &Plastic	INCP	1.900	1.950	1.900	1.940	1.880	1.900	1.890	0.53	3	175,032	339,591
Total of Industrial Sector										15	449,069	788,279
Hotels Sector												
Palestine Hotel	HPAL	18.560	18.590	18.400	18.490	18.550	18.490	18.560	-0.38	7	82,673	1,528,683
Total of Hotels Sector										7	82,673	1,528,683
Agricultural Sector												
Iraqi for Seed Production	AISP	4.830	4.830	4.810	4.810	4.840	4.810	4.830	-0.41	20	1,649,458	7,941,287
Total of Agricultural Sector										20	1649458	7,941,287
Total of Undisclosed										45	2,208,926	10,298,504
Grand Total										1,163	1,297,991,227	1,788,445,368

Iraq Stock Exchange not trading companies of Monday 4/5/2026

Company Names	Code	Previous Average Price	Closing Price
Banks Sector			
Elaf Islamic Bank	BELF	0.250	0.250
Union Bank of Iraq	BUOI	0.170	0.170
National Islamic Bank	BNAI	1.000	1.000
Asia Al Iraq Islamic Bank	BAIB	0.780	0.780
Cihan Bank for Islamic Investment&Finan	BCIH	2.200	2.200
Insurance Sector			
Dar Al-Salam for Insurance	NDSA	0.750	0.750
Gulf Insurance	NGIR	0.430	0.430
Service Sector			
Kharkh Tour Amuzement City	SKTA	4.750	4.750
AL-Nukhba for Construction	SNUC	0.710	0.710
Industrial Sector			
Metallic Industries and Bicycles	IMIB	1.900	1.900
Hotels Sector			
Baghdad Hotel	HBAG	11.809	11.880
National for Tourist Investment	HNTI	9.000	9.000
Tourist Village of Mosul dam	HTVM	13.500	13.500
Al-Sadeer Hotel	HSAD	23.000	23.000
Agricultural Sector			
Al-Ahlyia agricultural production	AAHP	2.110	2.110
Iraqi Agricultural Products	AIRP	10.000	10.000
Middle East for Production- Fish	AMEF	5.990	5.990
Company Names	Code	Previous Average Price	Closing Price
Banks Sector			
International Islamic Bank	BINT	0.200	0.200
Al-Ataa Islamic Bank	BLAD	0.100	0.100
Region Trade Bank	BRTB	1.010	1.010
AL- Mal Islamic Bank	BMAL	1.000	1.000
Erbil Investment & FinanceBank	BERI	0.110	0.110
International Development Bank	BIDB	1.050	1.050
Al-Mashreq Al-Arabi Islamic Bank	BAMS	0.850	0.850
Iraq Noor Islamic Bank for Investment	BINI	0.250	0.250
Arab Islamic Bank	BAAI	1.000	1.000
Al-Rajih Islamic Bank	BRAJ	1.000	1.000
AL-Anssari Islamic Bank	BANS	0.050	0.050
Al-Mustashar Islamic Bank for Investmen	BMUI	1.000	1.000
Trust International Islamic Bank	BTRU	0.750	0.750
World Islamic Bank for Investment	BWOR	1.000	1.000
Al janoob Islamic Bank	BJAB	0.940	0.940
Ameen Al-Iraq Islamic Bank	BAME	1.000	1.000
Investment Sector			
Al-Ameen for Financial Investment	VAMF	1.260	1.260
AL-Wiaam for Financial Investment	VWIF	0.690	0.690
Insurance Sector			
Alahliya For Insurance	NAHF	0.850	0.850
Industrial Sector			
National Furniture Industries	IHFI	0.860	0.860
Baghdad for Packing Materials	IBPM	2.860	2.860
Modern chemical industries	IMCI	100.000	100.000
Service Sector			
Ibdaa Al-sharq Alwast General Contractir	SIBD	1.000	1.000
Agricultural Sector			
AL-Rebass for Poultry&feed	AREB	-	-
Company Names	Code	Previous Average Price	Closing Price
Banks Sector			
Al-Qurtas Islamic Bank	BQUR	1.000	1.000
Industrial Sector			
The Light Industries	ITLI	1.210	1.210
Modern Construction Materials	IMCM	1.300	1.300

Iraq Stock Exchange
Non Iraqis' Bulletin Monday May 4 2026
Regular Market



Non Iraqi Trading of Regular Market (Buy)

Company Names	Code	No.of trades	Traded Shares	Trading Volume
Banks Sector				
National Bank Of Iraq	BNOI	7	443,925	1,796,457
Al-Mansour Bank	BMNS	1	100,000	181,000
Total Bank sector		8	543,925	1,977,457
Grand Total		8	543,925	1,977,457

Non Iraqi Trading of Regular Market (Sell)

Company Names	Code	No.of trades	Traded Shares	Trading Volume
Banks Sector				
Iraqi Middle East Investment Bank	BIME	1	130,000	10,400
National Bank Of Iraq	BNOI	25	6,653,646	26,681,363
Mousil Bank For Development& Ir	BMFI	1	239,300	31,109
Kurdistan International Bank	BKUI	1	388,500	427,350
Total Bank sector		28	7,411,446	27,150,222
Services Sector				
Karbala Hotels	HKAR	1	155,200	96,224
Total Services sector		1	155,200	96,224
Telecommunication Sector				
Asia cell	TASC	18	2,000,000	34,003,000
Total Telecommunication sector		18	2,000,000	34,003,000
Grand Total		47	9,566,646	61,249,446

Non Iraqi Trading of Second Market (Sell)

Company Names	Code	No.of trades	Traded Shares	Trading Volume
Banks Sector				
Credit Bank Of Iraq	BROI	1	764,916	436,002
Total Bank sector		1	764,916	436,002
Grand Total		1	764,916	436,002

OTC Platform Trading Bulletin No (77)

Company Name	Code	highest price	lowest price	Average price	No.of Trades	Traded Volume	Traded Value
Banks Sector							
Al-Warka Bank	BWAI	0.180	0.180	0.180	4	3,010,000	541,800
Total Of Money Service Sector					4	3,010,000	541,800
Total					4	3,010,000	541,800

Not Trading OTC Companies

Company Name	Code	Previous Average price
Banks Sector		
Hammurabi Commercial Bank	BHAM	—
Al-Sanam Islamic Bank	BSAN	3.000
Industrial Sector		
Kirkuk producing constructional materials	IKFP	2.750
Money Service Sector		
Karmal Brokerage	FKSX	10.000
Iraqi Deposit Insurance Corporation	FIDI	1.000
Rabee Securities	FRSE	9.500
Ishtar Gate for e-Paymant	FISH	1.000
Sama Baghdad Exchange	FSBE	—
Insurance Sector		
Shatt Al Arab Insurance	NSHA	1.000
Al Badia Insurance	NBAD	—
Kurdistan Insurance	NKUI	0.500
Elaf Insurance	NELF	—
Dilina Insurance Company	NDIL	—

Iraq Stock Exchange

Monday 4/5/2026



سوق العراق للاوراق المالية
IRAQ STOCK EXCHANGE

Not Trading Bonds Bulletin

Bond type	Publish type	Code	last trading price	immortilize date
Banaa Bonds /Million ID	Second	CB20	964,981	19/12/2025
Eamar Bonds /Million ID	First	CB30	1,001,095	—
Eamar Bonds /Million ID	Second	CB40	—	—
Eamar Bonds /500 Thousand ID	Third	CB45	—	—
Eamar Bonds /Million ID	Third	CB50	—	—
Injaz Bonds /500 Thousand ID	First	CB55	—	—
Injaz Bonds /Million ID	First	CB60	951,110	—
Injaz Bonds /500 Thousand ID	Second	CB65	507,301	—
Injaz Bonds /Million ID	Second	CB70	965,050	—
Injaz Bonds /500 Thousand ID	Third	CB75	—	—
Injaz Bonds /Million ID	Third	CB80	978,182	—
National Bonds/Million ID	First	CB90	—	—
National Bonds/500 Thousand ID	Second	CB95	—	—
National Bonds/Million ID	Second	CB100	—	—