

ISX Trading Indices of Sunday 31/5/2026

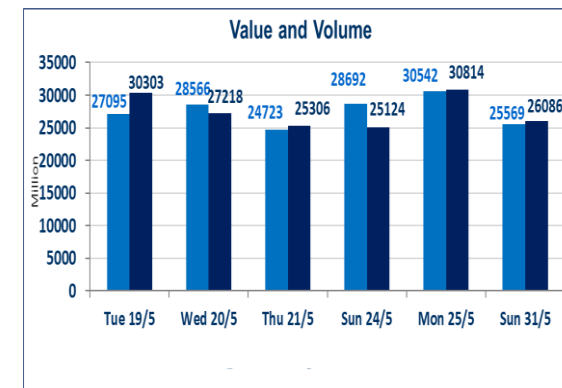
Traded Volume and OTC	25,569,423,655
-----------------------	----------------

Traded Value and OTC	26,086,005,772
----------------------	----------------

Traders	1380
---------	------

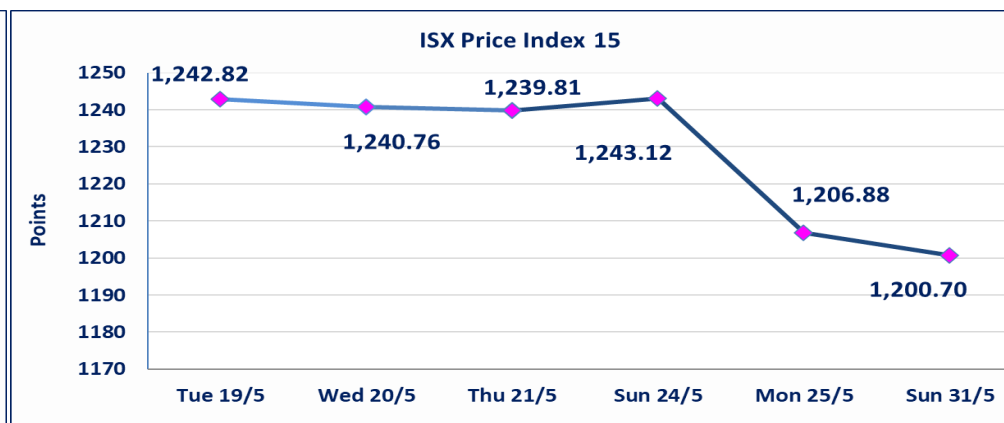
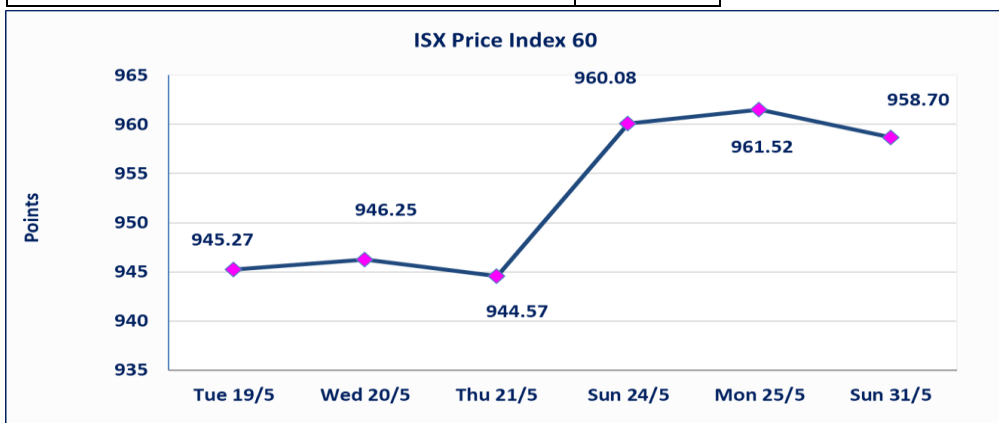
ISX Index 60	958.70
Previous ISX Index60	961.52
Change %	-0.29
Change	-2.82

ISX Index 15	1200.70
Previous ISX Index15	1206.88
Change %	-0.51
Change	-6.18



Listed Companies	103	OTC	14
Traded Listed Companies	48	OTC	1
GAM Companies	4		
Suspended Companies	8		

Non Traded listed	43	OTC	13
Higher Companies	10		
Lower Companies	12		



special orders	Elaf Brokerage Company executed a deliberate cross order on the shares of Al Qurtas Bank Company with a number of shares (25,000,000,000) shares with a value of (25,000,000,000) dinars, during the additional session time (after 1 pm) in accordance with the procedures for executing large transactions.
----------------	---------------------------------------------------------------------------------------------------------------------------------------------------------------------------------------------------------------------------------------------------------------------------------------------------------------

ISX top gaining and losing companies

Sunday 31/5/2026

Gainers

Company Name	Closing Price	Change (%)	Traded Volume
National Furniture Industries	1.000	5.26	18,000
Iraq Noor Islamic Bank for Investr	0.240	4.35	233,957
Kharkh Tour Amuzement City	4.600	3.37	4,128,696
Al-Mansour Pharmaceuticals Indu	2.500	2.04	1,496,827
National Bank of Iraq	4.050	1.76	7,459,239

Losers

Company Name	Closing Price	Change (%)	Traded Volume
Al-Hamraa for Insurance	5.000	-7.41	80,065
AL-Badia for General Trans	1.550	-6.06	12,529
Iraqi Islamic Bank	1.060	-2.75	21,402,252
Modern for Animal Production	0.370	-2.63	370,748
Gulf Commercial Bank	0.380	-2.56	149,889,815

The most active companies in term of traded volume and value

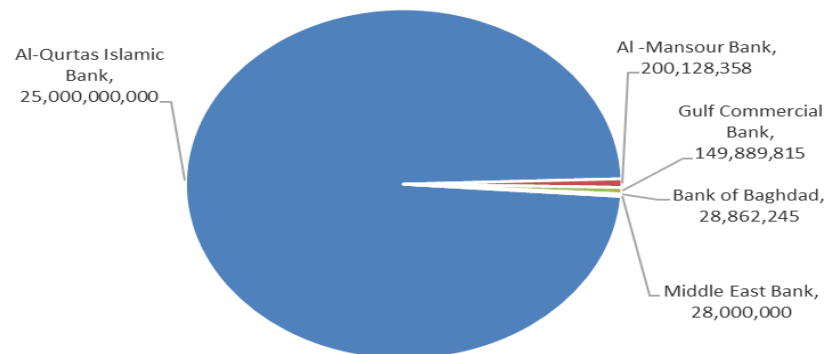
Traded Volume

Company Name	Closing Price	Change (%)	Traded Volume
Al-Qurtas Islamic Bank	1.000	0.00	25,000,000,000
Al -Mansour Bank	1.730	0.58	200,128,358
Gulf Commercial Bank	0.380	-2.56	149,889,815
Bank of Baghdad	2.690	-0.74	28,862,245
Middle East Bank	0.090	0.00	28,000,000

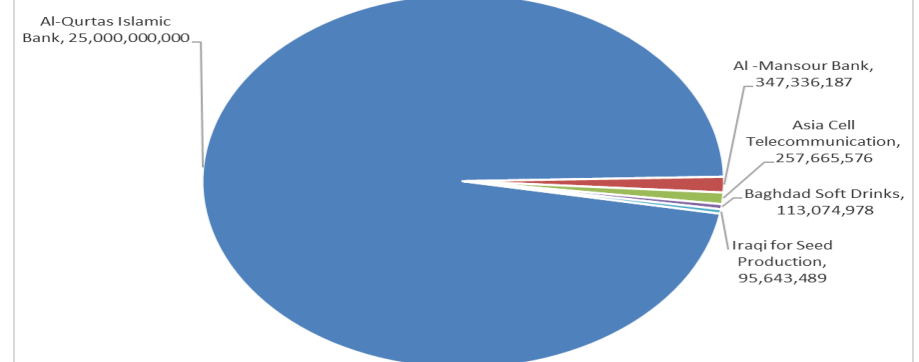
Traded Value

Company Name	Closing Price	Change (%)	Traded Value
Al-Qurtas Islamic Bank	1.000	0.00	25,000,000,000
Al -Mansour Bank	1.730	0.58	347,336,187
Asia Cell Telecommunication	15.260	-2.43	257,665,576
Baghdad Soft Drinks	6.270	0.32	113,074,978
Iraqi for Seed Production	5.090	0.20	95,643,489

Top Five by Volume



Top Five by Value



Regular Market Bulletin No (93)



Company Name	Code	opening Price	highest price	lowest price	Average price	Prev Average price	Closing Price	prev closing price	change (%)	No.of Trades	Traded Volume	Traded Value
Banks Sector												
Ashur International Bank	BASH	0.260	0.260	0.260	0.260	0.260	0.260	0.260	0.00	2	942,308	245,000
Bank of Baghdad	BBOB	2.700	2.710	2.690	2.700	2.710	2.690	2.710	-0.74	106	28,862,245	77,858,959
Gulf Commercial Bank	BGUC	0.380	0.390	0.380	0.380	0.380	0.380	0.390	-2.56	64	149,889,815	57,319,923
Iraqi Islamic Bank	BIIB	1.090	1.090	1.060	1.060	1.070	1.060	1.090	-2.75	25	21,402,252	22,706,646
Middle East Bank	BIME	0.090	0.090	0.090	0.090	0.090	0.090	0.090	0.00	5	28,000,000	2,520,000
Al -Mansour Bank	BMNS	1.720	1.750	1.720	1.740	1.720	1.730	1.720	0.58	188	200,128,358	347,336,187
National Bank of Iraq	BNOI	3.980	4.060	3.980	4.030	3.980	4.050	3.980	1.76	74	7,459,239	30,072,671
Sumer Commercial Bank	BSUC	0.190	0.190	0.190	0.190	0.190	0.190	0.190	0.00	11	6,519,298	1,238,667
Al-Taif Islamic Bank	BTIB	0.630	0.630	0.630	0.630	0.630	0.630	0.630	0.00	4	13,266	8,358
United Bank	BUND	0.050	0.050	0.050	0.050	0.050	0.050	0.050	0.00	1	1,752,186	87,609
Total of Banks Sector										480	444,968,967	539,394,019
Telecommunication Sector												
Asia Cell Telecommunication	TASC	15.630	15.630	15.230	15.400	15.710	15.260	15.640	-2.43	457	16,734,976	257,665,576
Al-Khatam Telecom	TZNI	4.600	4.600	4.600	4.600	4.330	4.600	4.600	0.00	19	276,314	1,271,044
Total of Telecommunication Sector										476	17,011,290	258,936,620
Insurance Sector												
Gulf Insurance	NGIR	0.450	0.450	0.450	0.450	0.450	0.450	0.450	0.00	3	5,301,524	2,385,686
Total of Insurance Sector										3	5,301,524	2,385,686
Service Sector												
Baghdad -Iraq Transportation	SBPT	22.250	22.250	22.010	22.090	22.250	22.050	22.250	-0.90	14	487,000	10,758,650
Kharkh Tour Amuzement City	SKTA	4.450	4.750	4.450	4.720	4.440	4.600	4.450	3.37	23	4,128,696	19,472,144
Mamoura Realestate	SMRI	3.200	3.200	3.200	3.200	3.190	3.200	3.200	0.00	7	601,553	1,924,970
AL-Nukhba for Construction	SNUC	0.710	0.710	0.710	0.710	0.710	0.710	0.710	0.00	1	5,600	3,976
Total of Service Sector										45	5,222,849	32,159,740
Industrial Sector												
Baghdad Soft Drinks	IBSD	6.250	6.280	6.240	6.250	6.250	6.270	6.250	0.32	102	18,081,602	113,074,978
Iraqi Carton Manufactories	IICM	2.470	2.470	2.470	2.470	2.470	2.470	2.470	0.00	2	3,631	8,969
Iraqi Date Processing and Marke	IIDP	2.400	2.400	2.400	2.400	2.400	2.400	2.400	0.00	3	144	346
Iraqi Engineering Works	IIEW	6.040	6.040	6.040	6.040	6.040	6.040	6.040	0.00	1	340	2,054
Iraqi For Tufted Carpets	IITC	19.000	19.000	19.000	19.000	19.000	19.000	19.000	0.00	4	96,297	1,829,643
Al -Khazer Construction Material	IKHC	1.230	1.230	1.200	1.200	1.230	1.200	1.230	-2.44	10	2,019,092	2,424,741
Al-Mansour Pharmaceuticals Inc	IMAP	2.450	2.520	2.450	2.490	2.470	2.500	2.450	2.04	35	1,496,827	3,725,856
Modern Sewing	IMOS	5.480	5.480	5.400	5.440	5.480	5.400	5.480	-1.46	4	20,527	111,752
Total of Industrial Sector										161	21,718,460	121,178,337
Hotels Sector												
Ishtar Hotels	HISH	9.040	9.040	8.950	8.960	9.030	8.950	9.040	-1.00	16	345,959	3,101,474
Mansour Hotel	HMAN	65.000	65.000	65.000	65.000	65.000	65.000	65.000	0.00	5	648	42,120
National for Tourist Investment	HNTI	9.000	9.000	9.000	9.000	9.000	9.000	9.000	0.00	2	2,450	22,050
Tourist Village of Mosul dam	HTVM	14.050	14.050	14.050	14.050	14.050	14.050	14.050	0.00	1	3,466	48,697
Total of Hotels Sector										24	352,523	3,214,341
Agricultural Sector												
Al-Ahlyia agricultural production	AAHP	2.110	2.110	2.110	2.110	2.110	2.110	2.110	0.00	3	4,000,975	8,442,057
Babil Animal & Vegetable Produ	ABAP	9.800	11.000	9.700	9.830	9.430	10.000	9.600	4.17	12	81,936	805,312
Iraqi Agricultural Products	AIRP	9.000	9.000	9.000	9.000	9.000	9.000	9.000	0.00	1	228	2,052
Modern for Animal Production	AMAP	0.370	0.370	0.370	0.370	0.380	0.370	0.380	-2.63	3	370,748	137,177
Total of Agricultural Sector										19	4,453,887	9,386,598
Total Of Regular										1,208	499,029,500	966,655,342

Second Platform Market Bulletin No (93)



Company Name	Code	opening Price	highest price	lowest price	Average price	Prev Average price	Closing Price	prev closing price	change (%)	No.of Trades	Traded Volume	Traded Value
Banks Sector												
Iraq Noor Islamic Bank for Inves	BINI	0.240	0.240	0.240	0.240	0.230	0.240	0.230	4.35	2	233,957	56,150
Al-Ataa Islamic Bank	BLAD	0.100	0.100	0.100	0.100	0.100	0.100	0.100	0.00	2	150,000	15,000
Credit Bank Of Iraq	BROI	0.580	0.580	0.580	0.580	0.570	0.580	0.580	0.00	1	808	469
Region Trade Bank	BRTB	1.010	1.010	1.010	1.010	1.010	1.010	1.010	0.00	1	5,002,800	5,052,828
Total of Banks Sector										6	5,387,565	5,124,446
Insurance Sector												
Al-Hamraa for Insurance	NHAM	5.400	5.400	5.000	5.030	5.110	5.000	5.400	-7.41	7	80,065	402,829
Total of Insurance Sector										7	80,065	402,829
Service Sector												
Al-Ameen Estate Investment	SAEI	1.700	1.700	1.700	1.700	1.700	1.700	1.700	0.00	2	60,034	102,058
Total of Industrial Sector										2	60,034	102,058
Industrial Sector												
Baghdad for Packing Materials	IBPM	2.860	2.860	2.860	2.860	2.860	2.860	2.860	0.00	1	718	2,053
Fallujah for construction Materi	IFCM	2.900	2.900	2.900	2.900	2.840	2.900	2.850	1.75	1	1,000	2,900
National Furniture Industries	IHFI	1.000	1.000	1.000	1.000	0.900	1.000	0.950	5.26	1	18,000	18,000
Total of Industrial Sector										3	19,718	22,953
Hotels Sector												
Ashour Hotel	HASH	28.000	28.000	28.000	28.000	28.000	28.000	28.000	0.00	1	887	24,836
Total of Hotels Sector										1	887	24,836
Total of Non Regular										19	5,548,269	5,677,122

Undisclosed Platform Companies Bulletin No (93)



Company Name	Code	opening Price	highest price	lowest price	Average price	Prev Average price	Closing Price	prev closing price	change (%)	No.of Trades	Traded Volume	Traded Value
Banks Sector												
Al-Qurtas Islamic Bank	BQUR	1.000	1.000	1.000	1.000	1.000	1.000	1.000	0.00	2	25,000,000,000	25,000,000,000
Total of Banks Sector										2	25,000,000,000	25,000,000,000
Service Sector												
AL-Badia for General Trans	SBAG	1.570	1.570	1.490	1.530	1.530	1.550	1.650	-6.06	4	12,529	19,186
Total of Industrial Sector										4	12,529	19,186
Industrial Sector												
Electronic Industry	IELI	1.350	1.350	1.350	1.350	1.360	1.350	1.350	0.00	3	832,382	1,123,716
Total of Industrial Sector										3	832,382	1,123,716
Hotels Sector												
Palestine Hotel	HPAL	18.560	18.900	18.500	18.550	18.800	18.600	18.800	-1.06	15	524,856	9,738,622
Total of Hotels Sector										15	524,856	9,738,622
Agricultural Sector												
Iraqi for Seed Production	AISP	5.100	5.100	5.050	5.080	5.120	5.090	5.080	0.20	113	18,817,543	95,643,489
Total of Agricultural Sector										113	18817543	95,643,489
Total of Undisclosed										137	25,020,187,310	25,106,525,012
Grand Total										1,364	25,524,765,079	26,078,857,476

Iraq Stock Exchange not trading companies of Sunday 31/5/2026

Company Names	Code	Previous Average Price	Closing Price
Banks Sector			
Asia Al Iraq Islamic Bank	BAIB	0.950	0.950
Commercial Islamic Bank of Iraq	BCOI	0.650	0.650
Investment Bank of Iraq	BIBI	0.250	0.250
Mosul Bank For Investment	BMFI	0.150	0.150
Elaf Islamic Bank	BELF	0.230	0.240
Kurdistan International Bank	BKUI	1.160	1.160
National Islamic Bank	BNAI	1.100	1.100
Union Bank of Iraq	BUOI	0.160	0.160
Cihan Bank for Islamic Investment&Finan	BCIH	2.200	2.200
Insurance Sector			
Al-Ameen for Insurance	NAME	0.900	0.900
Service Sector			
Rehab Karbalaa	HKAR	0.600	0.600
Al-Mosul for funfairs	SMOF	7.000	7.000
Industrial Sector			
Al-Kindi of Veterinary Vaccines	IKLV	2.590	2.590
Metallic Industries and Bicycles	IMIB	1.910	1.910
Ready Made Clothes	IRMC	2.290	2.300
Hotels Sector			
Baghdad Hotel	HBAG	12.250	12.500
Babylon Hotel	HBAY	102.010	102.010
Al-Sadeer Hotel	HSAD	22.990	22.990
Agricultural Sector			
Agricultural Products Meat	AIPM	4.500	4.500
Middle East for Production- Fish	AMEF	5.990	5.990
Company Names	Code	Previous Average Price	Closing Price
Banks Sector			
International Development Bank	BIDB	1.050	1.050
Al-Qabidh Islamic Bank	BQAB	0.090	0.090
AL- Mal Islamic Bank	BMAL	1.000	1.000
Erbil Investment & FinanceBank	BERI	0.110	0.110
Al-Mashreq Al-Arabi Islamic Bank	BAMS	0.850	0.850
Arab Islamic Bank	BAAI	1.000	1.000
Al-Rajih Islamic Bank	BRAJ	1.000	1.000
Al-Mustashar Islamic Bank for Investmen	BMUI	1.000	1.000
Trust International Islamic Bank	BTRU	0.750	0.750
World Islamic Bank for Investment	BWOR	1.000	1.000
Al janoob Islamic Bank	BJAB	0.940	0.940
Ameen Al-Iraq Islamic Bank	BAME	1.000	1.000
International Islamic Bank	BINT	0.200	0.200
Insurance Sector			
Alahliya For Insurance	NAHF	0.820	0.820
Investment Sector			
Al-Ameen for Financial Investment	VAMF	1.260	1.260
AL-Wiaam for Financial Investment	VWIF	0.690	0.690
Industrial Sector			
Modern chemical industries	IMCI	100.000	100.000
Service Sector			
Ibdaa Al-sharq Alwast General Contractir	SIBD	1.000	1.000
Company Names	Code	Previous Average Price	Closing Price
Service Sector			
General Transportation	SIGT	1.500	1.500
Industrial Sector			
Al-Hilal Industries	IHLI	1.360	1.360
The Light Industries	ITLI	1.220	1.220
Modern Construction Materials	IMCM	1.150	1.150
National Chemical &Plastic	INCP	1.920	1.910

Iraq Stock Exchange
Non Iraqis' Bulletin Sunday May 31 2026
Regular Market



Non Iraqi Trading of Regular Market (Buy)

Company Names	Code	No.of trades	Traded Shares	Trading Volume
Banks Sector				
Bank Of Baghdad	BBOB	1	300,000	810,000
Total Bank sector		1	300,000	810,000
Grand Total		1	300,000	810,000

Non Iraqi Trading of Regular Market (Sell)

Company Names	Code	No.of trades	Traded Shares	Trading Volume
Telecommunication Sector				
Asia cell	TASC	9	233,760	3,599,904
Total Telecommunication sector		9	233,760	3,599,904
Grand Total		9	233,760	3,599,904

OTC Platform Trading Bulletin No (93)

Company Name	Code	highest price	lowest price	Average price	No.of Trades	Traded Volume	Traded Value
Banks Sector							
Al-Warka Bank	BWAI	0.170	0.160	0.160	16	44,658,576	7,148,296
Total Of Money Service Sector					16	44,658,576	7,148,296
Total					16	44,658,576	7,148,296

Not Trading OTC Companies

Company Name	Code	Previous Average price
Banks Sector		
Hammurabi Commercial Bank	BHAM	—
Al-Sanam Islamic Bank	BSAN	3.000
Industrial Sector		
Kirkuk producing constructional materials	IKFP	2.800
Money Service Sector		
Rabee Securities	FRSE	9.050
Karmal Brokerage	FKSX	10.000
Iraqi Deposit Insurance Corporation	FIDI	1.000
Ishtar Gate for e-Paymant	FISH	1.000
Sama Baghdad Exchange	FSBE	—
Insurance Sector		
Shatt Al Arab Insurance	NSHA	1.000
Al Badia Insurance	NBAD	—
Kurdistan Insurance	NKUI	0.500
Elaf Insurance	NELF	—
Dilina Insurance Company	NDIL	—

Iraq Stock Exchange

Sunday 31/5/2026



سوق العراق للاوراق المالية
IRAQ STOCK EXCHANGE

Not Trading Bonds Bulletin

Bond type	Publish type	Code	last trading price	immortilize date
Banaa Bonds /Million ID	Second	CB20	964,981	19/12/2025
Eamar Bonds /Million ID	First	CB30	1,001,095	—
Eamar Bonds /Million ID	Second	CB40	—	—
Eamar Bonds /500 Thousand ID	Third	CB45	—	—
Eamar Bonds /Million ID	Third	CB50	—	—
Injaz Bonds /500 Thousand ID	First	CB55	—	—
Injaz Bonds /Million ID	First	CB60	951,110	—
Injaz Bonds /500 Thousand ID	Second	CB65	511,000	—
Injaz Bonds /Million ID	Second	CB70	965,050	—
Injaz Bonds /500 Thousand ID	Third	CB75	—	—
Injaz Bonds /Million ID	Third	CB80	978,182	—
National Bonds/Million ID	First	CB90	—	—
National Bonds/500 Thousand ID	Second	CB95	—	—
National Bonds/Million ID	Second	CB100	—	—