

# Iraq Stock Exchange

Bulletin No (112)



سوق العراق للاوراق المالية  
IRAQI STOCK EXCHANGE

## ISX Trading Indices of Tuesday 30/6/2026

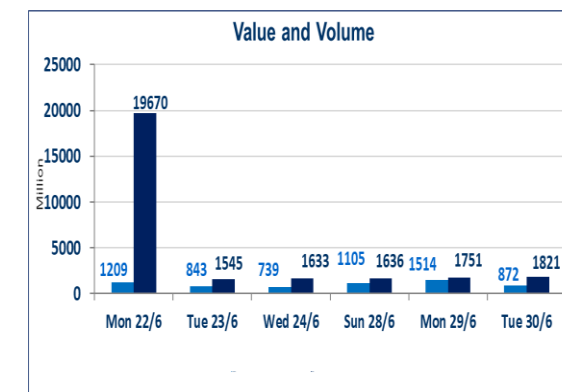
Traded Volume and OTC	872,141,644
-----------------------	-------------

Traded Value and OTC	1,821,581,402
----------------------	---------------

Traders	1259
---------	------

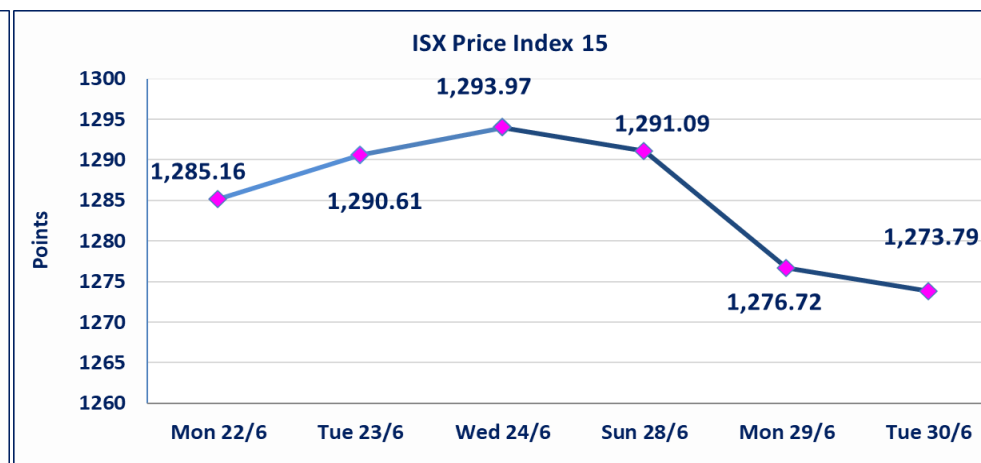
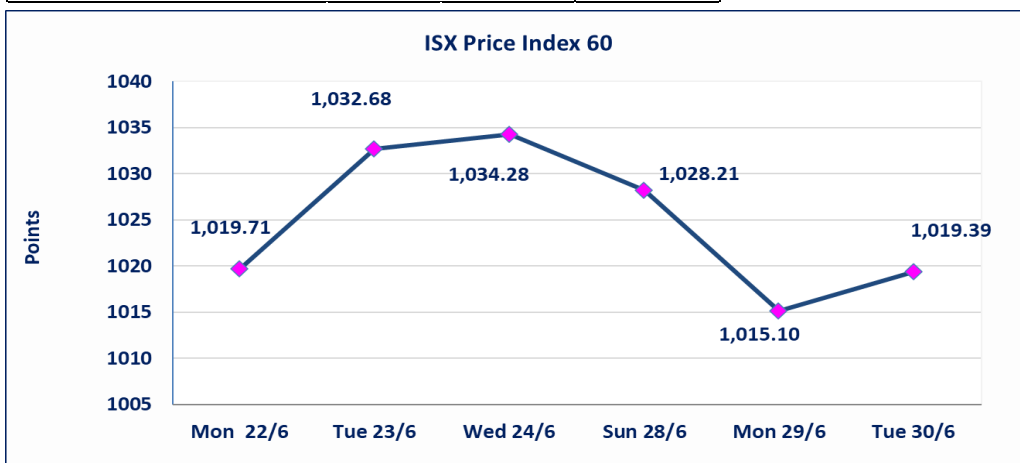
ISX Index 60	1019.39
Previous ISX Index60	1015.10
Change %	0.42
Change	4.29

ISX Index 15	1273.79
Previous ISX Index15	1276.72
Change %	-0.23
Change	-2.93



Listed Companies	103	OTC	17
Traded Listed Companies	43	OTC	1
GAM Companies	5		
Suspended Companies	8		

Non Traded listed	47	OTC	16
Higher Companies	10		
Lower Companies	16		



## ISX top gaining and losing companies

Tuesday 30/6/2026

### Gainers

Company Name	Closing Price	Change (%)	Traded Volume
Babil Animal & Vegetable Product	8.790	13.42	100,000
Ashur International Bank	0.330	6.45	39,520,000
Investment Bank of Iraq	0.340	6.25	39,050,252
Iraqi Islamic Bank	1.120	3.70	42,362,986
Iraqi Carton Manufactories	2.750	1.85	200

### Losers

Company Name	Closing Price	Change (%)	Traded Volume
Middle East Bank	0.080	-11.11	26,343,528
Al-Hilal Industries	1.550	-6.06	1,016,554
Al-Khatam Telecom	3.750	-3.35	2,038,665
Fallujah for construction Material	2.770	-2.81	500,000
AL-Badia for General Trans	1.450	-2.68	102,563

## The most active companies in term of traded volume and value

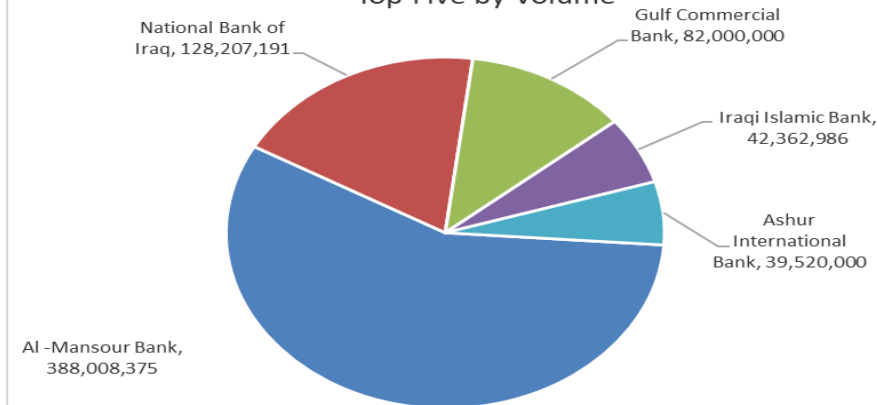
### Traded Volume

Company Name	Closing Price	Change (%)	Traded Volume
Al -Mansour Bank	1.920	0.52	388,008,375
National Bank of Iraq	4.060	-0.25	128,207,191
Gulf Commercial Bank	0.350	0.00	82,000,000
Iraqi Islamic Bank	1.120	3.70	42,362,986
Ashur International Bank	0.330	6.45	39,520,000

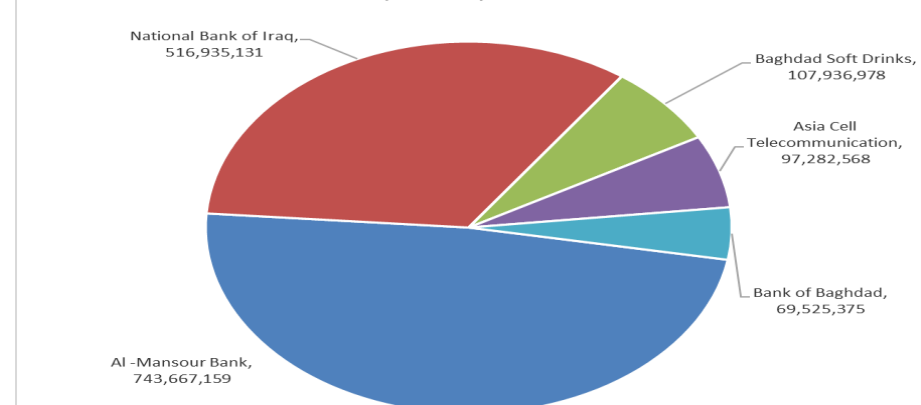
### Traded Value

Company Name	Closing Price	Change (%)	Traded Value
Al -Mansour Bank	1.920	0.52	743,667,159
National Bank of Iraq	4.060	-0.25	516,935,131
Baghdad Soft Drinks	6.670	-0.15	107,936,978
Asia Cell Telecommunication	16.400	-0.61	97,282,568
Bank of Baghdad	2.950	0.00	69,525,375

### Top Five by Volume



### Top Five by Value



## Regular Market Bulletin No (112)



Company Name	Code	opening Price	highest price	lowest price	Average price	Prev Average price	Closing Price	prev closing price	change (%)	No.of Trades	Traded Volume	Traded Value
<b>Banks Sector</b>												
Ashur International Bank	BASH	0.310	0.330	0.310	0.320	0.310	0.330	0.310	6.45	26	39,520,000	12,505,900
Bank of Baghdad	BBOB	2.950	3.000	2.930	2.950	3.000	2.950	2.950	0.00	106	23,574,374	69,525,375
Commercial Islamic Bank of Iraq	BCOI	0.650	0.670	0.650	0.650	0.660	0.660	0.660	0.00	11	5,695,678	3,705,631
Economy Bank	BEFI	0.230	0.230	0.230	0.230	0.230	0.230	0.230	0.00	8	7,000,000	1,610,000
Gulf Commercial Bank	BGUC	0.350	0.350	0.350	0.350	0.350	0.350	0.350	0.00	30	82,000,000	28,700,000
Investment Bank of Iraq	BIBI	0.330	0.350	0.330	0.340	0.320	0.340	0.320	6.25	33	39,050,252	13,156,048
Iraqi Islamic Bank	BIIB	1.080	1.140	1.070	1.100	1.080	1.120	1.080	3.70	53	42,362,986	46,417,654
Middle East Bank	BIME	0.080	0.080	0.080	0.080	0.080	0.080	0.090	-11.11	8	26,343,528	2,107,482
Mosul Bank For Investment	BMFI	0.140	0.140	0.130	0.140	0.140	0.140	0.140	0.00	5	5,471,401	756,282
Al -Mansour Bank	BMNS	1.910	1.930	1.900	1.920	1.940	1.920	1.910	0.52	151	388,008,375	743,667,159
National Bank of Iraq	BNOI	4.070	4.150	4.000	4.030	4.130	4.060	4.070	-0.25	152	128,207,191	516,935,131
Sumer Commercial Bank	BSUC	0.200	0.200	0.200	0.200	0.190	0.200	0.200	0.00	10	621,714	124,343
Al-Taif Islamic Bank	BTIB	0.950	0.950	0.950	0.950	0.950	0.950	0.950	0.00	1	7,324	6,958
<b>Total of Banks Sector</b>										594	787,862,823	1,439,217,963
<b>Telecommunication Sector</b>												
Asia Cell Telecommunication	TASC	16.500	16.500	16.350	16.420	16.610	16.400	16.500	-0.61	225	5,923,946	97,282,568
Al-Khatam Telecom	TZNI	3.870	3.870	3.700	3.760	3.930	3.750	3.880	-3.35	45	2,038,665	7,672,748
<b>Total of Telecommunication Sector</b>										270	7,962,611	104,955,316
<b>Insurance Sector</b>												
Al-Ameen for Insurance	NAME	0.870	0.870	0.870	0.870	0.880	0.870	0.880	-1.14	3	323,218	281,200
<b>Total of Insurance Sector</b>										3	323,218	281,200
<b>Service Sector</b>												
Baghdad -Iraq Transportation	SBPT	22.310	22.310	22.250	22.260	22.310	22.250	22.310	-0.27	16	294,844	6,563,540
Kharkh Tour Amuzement City	SKTA	4.500	4.500	4.500	4.500	4.500	4.500	4.500	0.00	9	954,383	4,294,724
Mamoura Realestate	SMRI	3.720	3.750	3.700	3.720	3.700	3.730	3.700	0.81	31	6,651,696	24,777,086
<b>Total of Service Sector</b>										56	7,900,923	35,635,349
<b>Industrial Sector</b>												
Baghdad Soft Drinks	IBSD	6.680	6.690	6.660	6.670	6.690	6.670	6.680	-0.15	113	16,172,451	107,936,978
Iraqi Date Processing and Marke	IIDP	2.400	2.400	2.400	2.400	2.400	2.400	2.400	0.00	1	5,384	12,922
Iraqi For Tufted Carpets	IITC	22.900	22.900	22.500	22.550	22.900	22.500	22.900	-1.75	2	7,697	173,601
Al-Kindi of Veterinary Vaccines	IKLV	2.850	2.850	2.850	2.850	2.810	2.850	2.850	0.00	1	26,158	74,550
Al-Mansour Pharmaceuticals Ind	IMAP	2.600	2.600	2.590	2.600	2.610	2.600	2.600	0.00	19	13,995,054	36,383,390
Modern Sewing	IMOS	5.410	5.420	5.410	5.420	5.410	5.420	5.410	0.18	4	287,666	1,558,273
<b>Total of Industrial Sector</b>										140	30,494,410	146,139,714
<b>Hotels Sector</b>												
Baghdad Hotel	HBAG	12.300	12.500	12.300	12.380	12.030	12.500	12.310	1.54	6	302,941	3,751,763
Ishtar Hotels	HISH	9.000	9.000	9.000	9.000	9.020	9.000	9.000	0.00	45	4,136,657	37,229,913
Tourist Village of Mosul dam	HTVM	14.250	14.250	14.250	14.250	14.250	14.250	14.250	0.00	1	300	4,275
<b>Total of Hotels Sector</b>										52	4,439,898	40,985,951
<b>Agricultural Sector</b>												
Babil Animal & Vegetable Produ	ABAP	8.000	8.790	8.000	8.250	7.930	8.790	7.750	13.42	10	100,000	824,740
<b>Total of Agricultural Sector</b>										10	100,000	824,740
<b>Total Of Regular</b>										1,125	839,083,883	1,768,040,233

**Second Platform Market Bulletin No (112)**



Company Name	Code	opening Price	highest price	lowest price	Average price	Prev Average price	Closing Price	prev closing price	change (%)	No.of Trades	Traded Volume	Traded Value
<b>Banks Sector</b>												
International Islamic Bank	BINT	0.240	0.240	0.240	0.240	0.240	0.240	0.240	0.00	1	16,567	3,976
Credit Bank Of Iraq	BROI	0.540	0.550	0.540	0.540	0.560	0.550	0.560	-1.79	25	21,561,604	11,684,231
<b>Total of Banks Sector</b>										26	21,578,171	11,688,207
<b>Insurance Sector</b>												
Al-Hamraa for Insurance	NHAM	5.150	5.150	5.100	5.130	5.160	5.100	5.200	-1.92	7	15,487	79,514
<b>Total of Insurance Sector</b>										7	15,487	79,514
<b>Service Sector</b>												
Al-Ameen Estate Investment	SAEI	1.660	1.660	1.640	1.650	1.680	1.640	1.680	-2.38	10	235,000	387,991
<b>Total of Industrial Sector</b>										10	235,000	387,991
Fallujah for construction Materi	IFCM	2.770	2.770	2.770	2.770	2.850	2.770	2.850	-2.81	1	500,000	1,385,000
<b>Total of Industrial Sector</b>										1	500,000	1,385,000
<b>Hotels Sector</b>												
Ashour Hotel	HASH	27.290	27.290	27.290	27.290	27.290	27.290	27.290	0.00	3	1,019	27,809
<b>Total of Hotels Sector</b>										3	1,019	27,809
<b>Total of Non Regular</b>										47	22,329,677	13,568,521

**Undisclosed Platform Companies Bulletin No (112)**



Company Name	Code	opening Price	highest price	lowest price	Average price	Prev Average price	Closing Price	prev closing price	change (%)	No.of Trades	Traded Volume	Traded Value
<b>Service Sector</b>												
AL-Badia for General Trans	SBAG	1.490	1.490	1.450	1.450	1.450	1.450	1.490	-2.68	2	102,563	148,743
<b>Total of Industrial Sector</b>										2	102,563	148,743
<b>Industrial Sector</b>												
Al-Hilal Industries	IHLI	1.630	1.650	1.550	1.590	1.650	1.550	1.650	-6.06	9	1,016,554	1,620,417
Iraqi Carton Manufactories	IICM	2.750	2.750	2.750	2.750	2.700	2.750	2.700	1.85	1	200	550
Modern Construction Materials	IMCM	1.630	1.630	1.630	1.630	1.650	1.630	1.650	-1.21	1	133,442	217,510
National Chemical &Plastic	INCP	1.980	1.980	1.980	1.980	1.980	1.980	1.980	0.00	1	1,506	2,982
The Light Industries	ITLI	1.330	1.330	1.320	1.330	1.330	1.330	1.330	0.00	7	2,460,683	3,270,605
<b>Total of Industrial Sector</b>										19	3,612,385	5,112,065
<b>Hotels Sector</b>												
Palestine Hotel	HPAL	18.460	18.470	18.460	18.460	18.480	18.470	18.460	0.05	4	26,076	481,424
<b>Total of Hotels Sector</b>										4	26,076	481,424
<b>Agricultural Sector</b>												
Iraqi for Seed Production	AISP	6.850	6.850	6.800	6.810	6.870	6.800	6.850	-0.73	60	4,987,060	33,950,417
<b>Total of Agricultural Sector</b>										60	4,987,060	33,950,417
<b>Total of Undisclosed</b>										85	8,728,084	39,692,648
<b>Grand Total</b>										1,257	870,141,644	1,821,301,402

**Iraq Stock Exchange not trading companies of Tuesday 30/6/2026**

Company Names	Code	Previous Average Price	Closing Price
<b>Banks Sector</b>			
Kurdistan International Bank	BKUI	1.510	1.510
United Bank	BUND	0.050	0.050
Elaf Islamic Bank	BELF	0.250	0.290
National Islamic Bank	BNAI	1.100	1.100
Union Bank of Iraq	BUOI	0.160	0.160
Asia Al Iraq Islamic Bank	BAIB	0.950	0.950
Cihan Bank for Islamic Investment&Finan	BCIH	2.200	2.200
<b>Insurance Sector</b>			
Gulf Insurance	NGIR	0.440	0.440
Dar Al-Salam for Insurance	NDSA	0.780	0.780
<b>Service Sector</b>			
Al-Mosul for funfairs	SMOF	7.000	7.000
AL-Nukhba for Construction	SNUC	0.710	0.710
Rehab Karbalaa	HKAR	0.650	0.650
<b>Industrial Sector</b>			
Al -Khazer Construction Materials	IKHC	1.150	1.150
Ready Made Clothes	IRMC	2.400	2.400
Iraqi Engineering Works	IIEW	5.600	5.600
Metallic Industries and Bicycles	IMIB	2.000	2.000
<b>Hotels Sector</b>			
National for Tourist Investment	HNTI	9.000	9.000
Babylon Hotel	HBAY	103.000	103.000
<b>Agricultural Sector</b>			
Agricultural Products Meat	AIPM	5.300	5.300
Iraqi Agricultural Products	AIRP	11.000	11.000
Modern for Animal Production	AMAP	0.370	0.370
Al-Ahlyia agricultural production	AAHP	2.110	2.110
Middle East for Production- Fish	AMEF	5.990	5.990
Company Names	Code	Previous Average Price	Closing Price
<b>Banks Sector</b>			
Iraq Noor Islamic Bank for Investment	BINI	0.230	0.230
AL-Anssari Islamic Bank	BANS	0.050	0.050
Al-Ataa Islamic Bank	BLAD	0.100	0.100
Trans Iraq Bank Investment	BTRI	0.300	0.300
International Development Bank	BIDB	1.050	1.050
Al-Qabidh Islamic Bank	BQAB	0.090	0.090
Al-Mashreq Al-Arabi Islamic Bank	BAMS	0.850	0.850
Arab Islamic Bank	BAAI	1.000	1.000
Al-Rajih Islamic Bank	BRAJ	1.000	1.000
Al-Mustashar Islamic Bank for Investmen	BMUI	1.000	1.000
Trust International Islamic Bank	BTRU	0.750	0.750
World Islamic Bank for Investment	BWOR	1.000	1.000
Al janoob Islamic Bank	BJAB	0.940	0.940
Ameen Al-Iraq Islamic Bank	BAME	1.000	1.000
Al-Qurtas Islamic Bank	BQUR	1.000	1.000
<b>Insurance Sector</b>			
Alahliya For Insurance	NAHF	0.820	0.820
<b>Investment Sector</b>			
Al-Ameen for Financial Investment	VAMF	0.690	0.690
AL-Wiaam for Financial Investment	VWIF	1.260	1.260
<b>Industrial Sector</b>			
National Furniture Industries	IHFI	0.810	0.810
Modern chemical industries	IMCI	100.000	100.000
Baghdad for Packing Materials	IBPM	2.860	2.860
Company Names	Code	Previous Average Price	Closing Price
<b>Service Sector</b>			
General Transportation	SIGT	1.710	1.750
<b>Industrial Sector</b>			
Electronic Industry	IELI	1.600	1.600
<b>Hotels Sector</b>			
Al-Sadeer Hotel	HSAD	23.000	23.000

**Iraq Stock Exchange**  
**Non Iraqis' Bulletin Tuesday Jun 30 2026**  
**Regular Market**



**Non Iraqi Trading of Regular Market (Buy)**

Company Names	Code	No.of trades	Traded Shares	Trading Volume
<b>Banks Sector</b>				
Bank Of Baghdad	BBOB	10	4,644,827	13,685,240
Gulf Commercial Bank	BGUC	2	25,000,000	8,750,000
Al-Mansour Bank	BMNS	33	166,000,000	318,822,837
<b>Total Bank sector</b>		<b>45</b>	<b>195,644,827</b>	<b>341,258,077</b>
<b>Grand Total</b>		<b>45</b>	<b>195,644,827</b>	<b>341,258,077</b>

**Non Iraqi Trading of Regular Market (Sell)**

Company Names	Code	No.of trades	Traded Shares	Trading Volume
<b>Banks Sector</b>				
National Bank Of Iraq	BNOI	64	107,881,878	434,065,587
<b>Total Bank sector</b>		<b>64</b>	<b>107,881,878</b>	<b>434,065,587</b>
<b>Grand Total</b>		<b>64</b>	<b>107,881,878</b>	<b>434,065,587</b>

## OTC Platform Trading Bulletin No (112)

Company Name	Code	highest price	lowest price	Average price	No.of Trades	Traded Volume	Traded Value
<b>Banks Sector</b>							
Al-Warka Bank	BWAI	0.140	0.140	0.140	2	2,000,000	280,000
Total Of Money Service Sector					2	2,000,000	280,000
<b>Total</b>					<b>2</b>	<b>2,000,000</b>	<b>280,000</b>

## Not Trading OTC Companies

Company Name	Code	Previous Average price
<b>Banks Sector</b>		
Al-Sanam Islamic Bank	BSAN	3.000
Hammurabi Commercial Bank	BHAM	—
<b>Industrial Sector</b>		
Kirkuk producing constructional materials	IKFP	2.660
<b>Money Service Sector</b>		
Rabee Securities	FRSE	9.050
Karmal Brokerage	FKSX	10.000
Iraqi Deposit Insurance Corporation	FIDI	1.000
Ishtar Gate for e-Paymant	FISH	1.000
Sama Baghdad Exchange	FSBE	—
<b>Insurance Sector</b>		
Zain Insurance Company	NZA	—
Dar Altheqa Insurance Company	NDAR	—
Almaseer Insurance Company	NMAS	—
Shatt Al Arab Insurance	NSHA	1.000
Al Badia Insurance	NBAD	—
Kurdistan Insurance	NKUI	0.500
Elaf Insurance	NELF	—
Dilina Insurance Company	NDIL	—

Iraq Stock Exchange

Tuesday 30/6/2026



سوق العراق للاوراق المالية  
IRAQ STOCK EXCHANGE

## Not Trading Bonds Bulletin

Bond type	Publish type	Code	last trading price	immortilize date
Banaa Bonds /Million ID	Second	CB20	964,981	19/12/2025
Eamar Bonds /Million ID	First	CB30	1,001,095	—
Eamar Bonds /Million ID	Second	CB40	—	—
Eamar Bonds /500 Thousand ID	Third	CB45	—	—
Eamar Bonds /Million ID	Third	CB50	—	—
Injaz Bonds /500 Thousand ID	First	CB55	—	—
Injaz Bonds /Million ID	First	CB60	951,110	—
Injaz Bonds /500 Thousand ID	Second	CB65	511,000	—
Injaz Bonds /Million ID	Second	CB70	965,050	—
Injaz Bonds /500 Thousand ID	Third	CB75	—	—
Injaz Bonds /Million ID	Third	CB80	978,182	—
National Bonds/Million ID	First	CB90	—	—
National Bonds/500 Thousand ID	Second	CB95	—	—
National Bonds/Million ID	Second	CB100	—	—