

Iraq Stock Exchange



Trading Session Thuresday 30/5/2024 -

Traded Volume 1,327,170,821

ISX Index 60 907.53

Previous ISX Index60 907.33

Change % 0.02

Change 0.20

Listed Companies 103

Traded Companies 34

General Assembly Co. 4

Suspended Co. 2

Bulletin No (102) of 2024

Traded Value 878,382,880 Trades 661

ISX Index 15 1018.05

Previous ISX Index15 1026.40

Change % -0.81

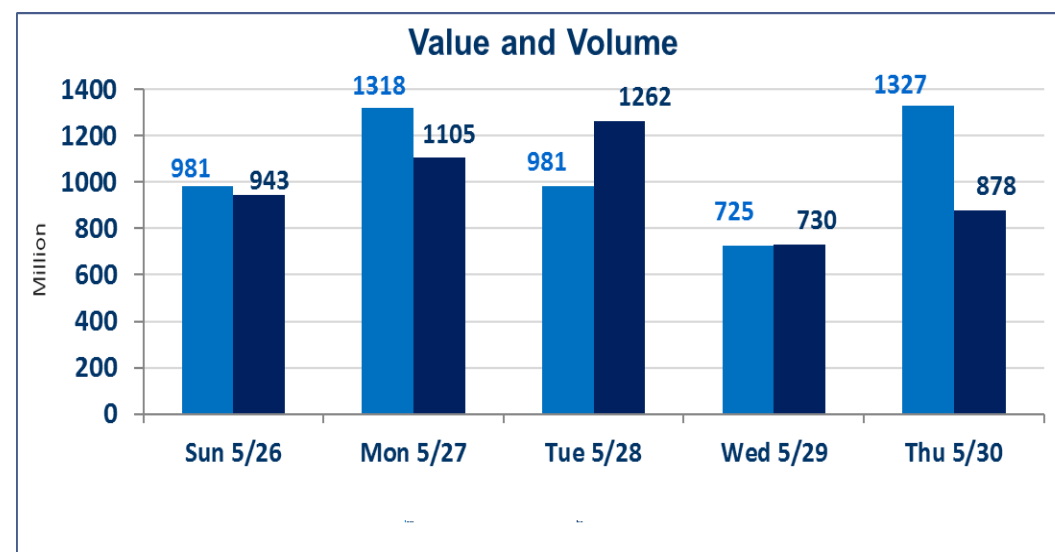
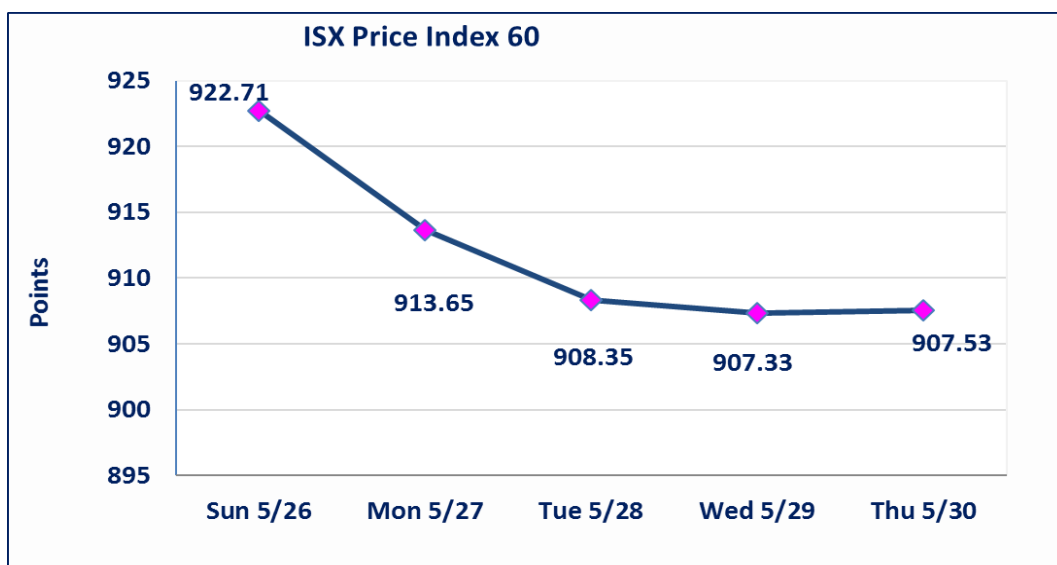
Change -8.35

Non Traded Co. 63

High Companies 8

Low Companies 14

Un Listed Companies OTC 2



Gainers

Company Name	Closing Price	Change (%)	Traded Volume
International Islamic Bank	0.390	18.18	47,100,000
Al Attaa Islamic Bank	0.150	15.38	5,002,333
Gulf Commercial Bank	0.410	13.89	422,285,532
Mosul Bank For Investment	0.190	11.76	194,547,021
Economy Bank	0.250	8.70	137,773,391

Losers

Company Name	Closing Price	Change (%)	Traded Volume
Iraqi Agricultural Products	21.000	-11.95	100
Al-Ahlyia agricultural production	0.900	-5.26	200,047
Baghdad for Packing Materials	3.000	-1.64	30,000
National Bank of Iraq	2.810	-1.40	11,000,860
Commercial Bank of Iraq	0.880	-1.12	9,200,000

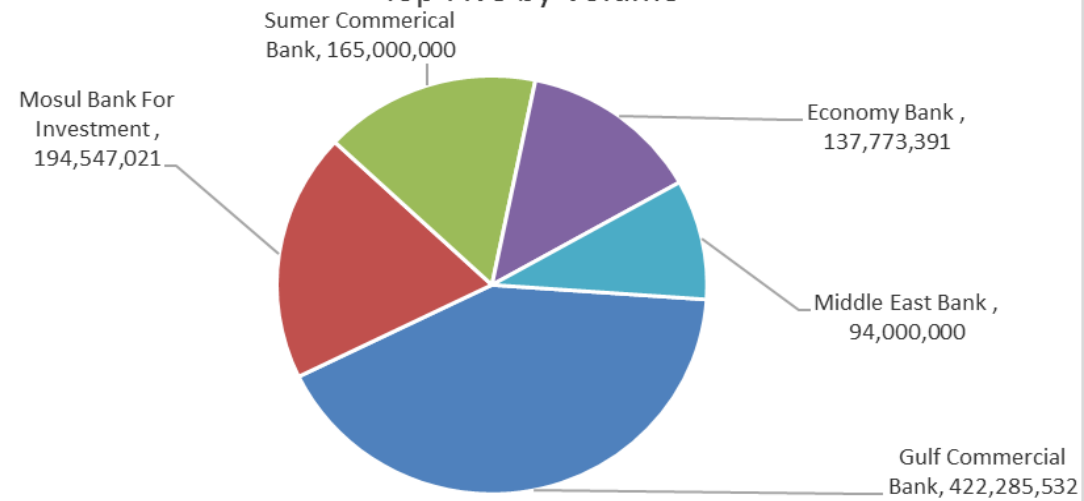
Traded Volume

Company Name	Closing Price	Change (%)	Traded Volume
Gulf Commercial Bank	0.410	13.89	422,285,532
Mosul Bank For Investment	0.190	11.76	194,547,021
Sumer Commerical Bank	0.100	0.00	165,000,000
Economy Bank	0.250	8.70	137,773,391
Middle East Bank	0.110	0.00	94,000,000

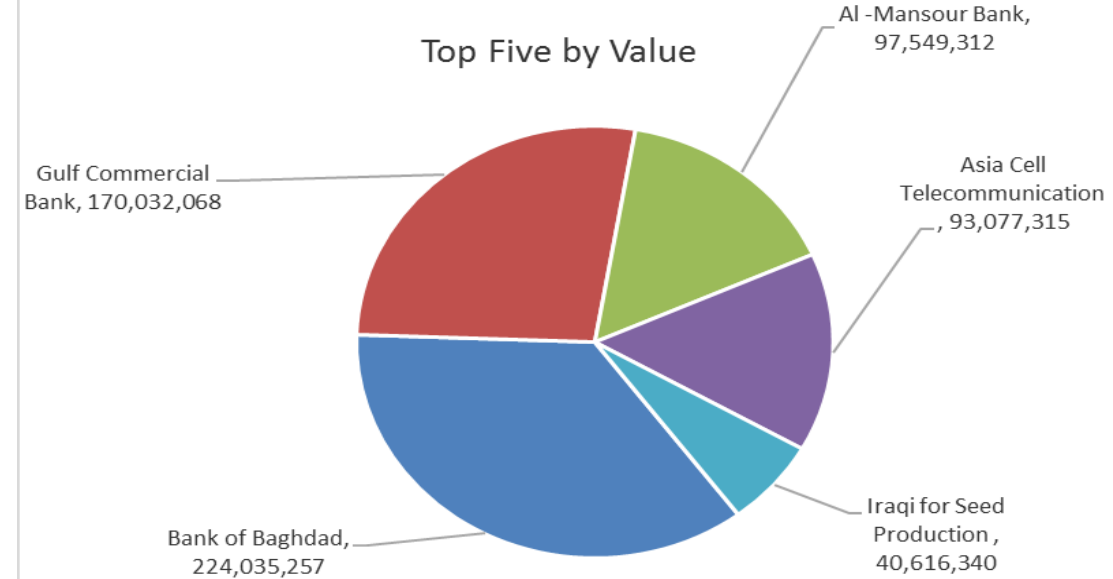
Traded Value

Company Name	Closing Price	Change (%)	Traded Value
Bank of Baghdad	3.080	-0.96	224,035,257
Gulf Commercial Bank	0.410	13.89	170,032,068
Al -Mansour Bank	1.320	-0.75	97,549,312
Asia Cell Telecommunication	9.350	-0.53	93,077,315
Iraqi for Seed Production	8.040	-0.12	40,616,340

Top Five by Volume



Top Five by Value



Regular Market Bulletin No (102)



Company Name	Code	opening Price	highest price	lowest price	Average price	Prev Average price	Closing Price	prev closing price	change (%)	No.of Trades	Traded Volume	Traded Value
Banks Sector												
Bank of Baghdad	BBOB	3.090	3.090	3.010	3.060	3.120	3.080	3.110	-0.96	90	73,257,578	224,035,257
Commercial Bank of Iraq	BCOI	0.880	0.880	0.870	0.880	0.890	0.880	0.890	-1.12	11	9,200,000	8,054,000
Economy Bank	BEFI	0.230	0.250	0.230	0.250	0.230	0.250	0.230	8.70	83	137,773,391	34,039,348
Gulf Commercial Bank	BGUC	0.380	0.410	0.380	0.400	0.350	0.410	0.360	13.89	92	422,285,532	170,032,068
Investment Bank of Iraq	BIBI	0.380	0.380	0.380	0.380	0.380	0.380	0.380	0.00	7	6,101,592	2,318,605
Iraqi Islamic Bank	BIIB	1.070	1.070	1.050	1.060	1.080	1.070	1.080	-0.93	33	25,877,856	27,517,267
Middle East Bank	BIME	0.120	0.120	0.110	0.110	0.110	0.110	0.110	0.00	10	94,000,000	10,560,000
Mosul Bank For Investment	BMFI	0.170	0.190	0.170	0.180	0.170	0.190	0.170	11.76	37	194,547,021	35,749,270
Al -Mansour Bank	BMNS	1.320	1.320	1.300	1.310	1.330	1.320	1.330	-0.75	73	74,285,272	97,549,312
National Bank of Iraq	BNOI	2.850	2.850	2.810	2.820	2.820	2.810	2.850	-1.40	30	11,000,860	31,070,429
Sumer Commerical Bank	BSUC	0.100	0.100	0.100	0.100	0.100	0.100	0.100	0.00	20	165,000,000	16,500,000
United Bank	BUND	0.080	0.080	0.080	0.080	0.080	0.080	0.080	0.00	4	7,000,000	560,000
Total Of Banks Sector										490	1,220,329,102	657,985,556
Telecommunication Sector												
Asia Cell Telecommunication	TASC	9.500	9.500	9.350	9.380	9.400	9.350	9.400	-0.53	48	9,927,754	93,077,315
Total Of Telecommunication										48	9,927,754	93,077,315
Services Sector												
Baghdad -Iraq Transportatio	SBPT	38.250	38.250	38.250	38.250	38.250	38.250	38.250	0.00	2	31,000	1,185,750
Mamoura Realestate Investr	SMRI	6.850	6.900	6.850	6.880	6.950	6.900	6.950	-0.72	7	664,000	4,568,400
Total Of Services Sector										9	695,000	5,754,150
Industry Sector												
Baghdad Soft Drinks	IBSD	4.250	4.250	4.240	4.250	4.250	4.240	4.250	-0.24	16	4,801,711	20,401,772
Iraqi Marketing Date	IIDP	1.620	1.620	1.620	1.620	1.650	1.620	1.620	0.00	5	1,502,000	2,433,240
Iraqi Engineering Works	IIEW	3.850	3.850	3.850	3.850	3.850	3.850	3.850	0.00	1	5,000	19,250
Iraqi For Tufted Carpets	IITC	15.200	15.200	15.200	15.200	15.000	15.200	15.000	1.33	1	100,000	1,520,000
Al-Mansour Pharmaceutical	IMAP	1.870	1.880	1.870	1.880	1.870	1.880	1.870	0.53	13	8,250,000	15,470,000
Modern Sewing	IMOS	10.490	10.490	10.490	10.490	10.490	10.490	10.490	0.00	1	10,000	104,900
Total Of Industry Sector										37	14,668,711	39,949,162
Hotels Sector												
Ishtar Hotel	HISH	9.600	9.600	9.600	9.600	9.600	9.600	9.600	0.00	1	24,881	238,858
Total Of Hotels Sector										1	24,881	238,858
Agriculture Sector												
Al-Ahlyia agricultural product	AAHP	0.900	0.900	0.900	0.900	0.950	0.900	0.950	-5.26	3	200,047	180,042
Iraqi Agricultural Products	AIRP	21.000	21.000	21.000	21.000	23.850	21.000	23.850	-11.95	1	100	2,100
Iraqi for Seed Production	AISP	8.050	8.050	8.000	8.020	8.050	8.040	8.050	-0.12	34	5,066,000	40,616,340
Total Of Agriculture Sector										38	5,266,147	40,798,482
Total Of Regular										623	1,250,911,595	837,803,523

Non Regular Market Bulletin No (101)

Company Name	Code	opening Price	highest price	lowest price	Average price	Prev Average price	Closing Price	prev closing price	change (%)	No.of Trades	Traded Volume	Traded Value
--------------	------	---------------	---------------	--------------	---------------	--------------------	---------------	--------------------	------------	--------------	---------------	--------------

Banks Sector												
International Islamic Bank	BINT	0.330	0.390	0.330	0.330	0.330	0.390	0.330	18.18	7	47,100,000	15,669,000
Al Attaa Islamic Bank	BLAD	0.150	0.150	0.150	0.150	0.130	0.150	0.130	15.38	4	5,002,333	750,350
Credit Bank	BROI	0.940	0.940	0.940	0.940	0.950	0.940	0.950	-1.05	5	3,562,500	3,348,750
Total Of Banks Sector										16	55,664,833	19,768,100
Investment Sector												
Al-Ameen for Financial Invest	VAMF	1.000	1.000	1.000	1.000	1.000	1.000	1.000	0.00	1	7,811	7,811
Total Of Investment Sector										1	7,811	7,811
Industry Sector												
Baghdad for Packing Material	IBPM	3.050	3.050	3.000	3.040	3.050	3.000	3.050	-1.64	3	30,000	91,250
Total Of Industry Sector										3	30,000	91,250
Total of Non Regular										20	55,702,644	19,867,161

Undisclosed Platform Companies Bulletin (102)

Company Name	Code	opening Price	highest price	lowest price	Average price	Prev Average price	Closing Price	prev closing price	change (%)	No.of Trades	Traded Volume	Traded Value
Banks Sector												
Babylon Bank	BBAY	0.080	0.080	0.080	0.080	0.080	0.080	0.080	0.00	2	1,773,450	141,876
Total Of Banks Sector										2	1,773,450	141,876
Services Sector												
General Transportation	SIGT	0.980	0.980	0.950	0.980	0.950	0.950	0.950	0.00	2	37,432	36,534
Total Of										2	37,432	36,534
Industry Sector												
Al-Hilal Industries	IHLI	0.980	1.000	0.980	0.980	0.980	1.000	0.980	2.04	13	18,645,700	18,333,786
Total Of Industry Sector										13	18,645,700	18,333,786
Hotels Sector												
Palestine Hotel	HPAL	22.000	22.000	22.000	22.000	22.250	22.000	22.250	-1.12	1	100,000	2,200,000
Total Of Hotels Sector										1	100,000	2,200,000
Total of un disclosed										18	20,556,582	20,712,196
Grand Total										661	1,327,170,821	878,382,880

Iraq Stock Exchange
 Non Iraqis' Bulletin Thursday May 30 2024
 Regular Market



Non Iraqi Trading of Regular Market (Buy)

Company Names	Code	No.of trades	Traded Shares	Trading Volume
Banks Sector				
Bank Of Baghdad	BBOB	21	28,500,000	87,403,100
Total Bank sector		21	28,500,000	87,403,100
Telecommunication Sector				
Asia cell	TASC	1	100,000	940,000
Total Telecommunication sector		1	100,000	940,000
Grand Total		22	28,600,000	88,343,100

Non Iraqi Trading of Regular Market (Sell)

Company Names	Code	No.of trades	Traded Shares	Trading Volume
Banks Sector				
Bank Of Baghdad	BBOB	13	20,000,000	61,175,000
Total Bank sector		13	20,000,000	61,175,000
Telecommunication Sector				
Asia cell	TASC	29	8,041,235	75,317,673
Total Telecommunication sector		29	8,041,235	75,317,673
Grand Total		42	28,041,235	136,492,673

Iraq Stock Exchange



Trading Session Thursday 30/5/2024

Not Trading OTC

Company Name	Code	Previous Average price
Rabee Securities	FRSE	—
Karmal Brokerage	FKSX	10.000



Not Trading Bonds Bulletin

Bond type	Publish type	Code	last trading price	immortilize date
Banaa Bonds / million ID	First	CB10	1030000	10/12/2025
Banaa Bonds / million ID	second	CB20	964981	19/12/2025
Amara Bonds /500 thousand	First	CB25	—	9/10/2025
Amara Bonds /Million ID	First	CB30	984000	9/10/2027
Amara Bonds /500 thousand	Second	CB35	—	—
Amara Bonds /Million ID	Second	CB40	—	—
Amara Bonds /500 thousand	Third	CB45	—	—
Amara Bonds /Million ID	Third	CB50	—	—

Iraq Stock Exchange non trading companies on Thursday 30/5/2024

Company Names	Code	Previous Average Price	Closing Price
Banking Sector			
Cihan Islamic Bank	BCIH	2.200	2.200
Asia Al Iraq Islamic Bank	BAIB	0.900	0.900
Elaf Islamic Bank	BELF	0.470	0.470
National Islamic Bank	BNAI	0.620	0.620
Union Bank of Iraq	BUOI	0.210	0.220
Kurdistan International Bank	BKUI	0.900	0.900
Al-Taif Islamic Bank	BTIB	0.700	0.700
Insurance Sector			
Al-Khatem Telecoms	TZNI	2.750	2.700
Insurance Sector			
Al-Ameen for Insurance	NAME	0.600	0.600
Dar Al-Salam for Insurance	NDSA	0.840	0.840
Gulf Insurance	NGIR	0.400	0.400
Services Sector			
Rehab Karbala	HKAR	0.800	0.800
Al-Mosul for funfairs	SMOF	8.700	8.700
Al-Nukhba for construction	SNUC	0.670	0.700
Kharkh Tour Amuzement City	SKTA	4.500	4.500
Industry Sector			
Al -Khazer Road for Construction Material	IKHC	2.500	2.500
Metallic Industries and Bicycles	IMIB	1.900	1.900
Al-Kindi of Veterinary Vaccines	IKLV	1.620	1.620
Ready Made Clothes	IRMC	3.310	3.310
Hotels Sector			
Tourist Village of Mosul dam	HTVM	11.000	11.000
Babylon Hotel	HBAY	110.000	110.000
Al-Mansour Hotel	HMAN	45.000	45.000
National for Tourist Investment	HNTI	10.790	10.780
Baghdad Hotel	HBAG	10.850	10.850
Agriculture Sector			
Middle East for Production- Fish	AMEF	7.400	7.400
Agricultural Products Meat	AIPM	4.750	4.750
Modern for Animal Production	AMAP	0.450	0.450
Company Names	Code	Previous Average Price	Closing Price
Banks Sector			
World Islamic Bank	BWOR	1.000	1.000
Arabiya Islamic Bank	BAAI	1.000	1.000
Zain Al-Iraq Islamic Bank	BZII	0.340	0.340
Al-Qurtas Islamic Bank	BQUR	1.000	1.000
Arabiya Islamic Bank	BAAI	1.000	1.000
Ameen Al Iraq Islamic Bank	BAME	1.000	1.000
International Development Bank	BIDB	1.000	1.000
Al- Qabidh Islamic Bank	BQAB	0.240	0.240
Al Anssari Islamic Bank	BANS	1.000	1.000
Iraq Noor Islamic Bank	BINI	1.050	1.050
Erbil Bank	BERI	0.110	0.110
Trans Iraq Bank for Investment	BTRI	0.740	0.740
AL- Mashreq al-Arabi Islamic Bank	BAMS	-	-
Region Trade Bank	BRTB	1.000	1.000
Al Mustashar Bank	BMUI	1.000	1.000
Erbil Bank	BERI	0.110	0.110
Trust International Islamic Bank	BTRU	0.750	0.750
Insurance Sector			
Alahliya For Insurance	NAHF	0.330	0.330
Al -Hamraa Insurance	NHAM	0.950	0.950
Investment Sector			
Al-Zawraa for Finanical Investment	VZAF	0.180	0.180
AL-Wiaam for Financial Investment	VWIF	0.310	0.350
Bain Al-Nahrain Financial Investment	VMES	0.900	0.900
Services Sector			

Ibdaa Al-Sharq Al-Awsat	SIBD	1.000	1.000
Al-Ameen Estate Investment	SAEI	2.550	2.550
Industry Sector			
Fallujah for construction Materials	IFCM	3.550	3.550
National Furniture Industries	IHFI	2.300	2.300
Modern chemical industries	IMCI	100.000	100.000
Hotels Sector			
Ashour Hotel	HASH	17.000	17.000
Agriculture Sector			
Al-Ribas for Poultry and Fodder	AREB	-	-
Company Names	Code	Previous Average Price	Closing Price
Services Sector			
AL-Badia for General Trans	SBAG	0.600	0.600
			0.950
IndustrySector			
National Chemical &Plastic	INCP	1.800	1.850
Modern Construction Materials	IMCM	0.600	0.600
Electronic Industries	IELI	0.750	0.750
Iraqi Carton Manufacturies	IICM	1.100	1.100
The Light Industries	ITLI	0.690	0.690
Investment Sector			
AL- Batek Investment	VBAT	0.380	0.380
Alkhair for financial Investment	VKHF	0.200	0.200
Hotels Sector			
Al-Sadeer Hotel	HSAD	28.000	28.000

Iraq Stock Exchange Suspended Companies

Al-Rajih Islamic Bank (BRAJ)	9/19/2021	The trading suspended for not produce the Annual disclosure for 2020 at closing price (1.000) ID.
North Bank (BNOR)	31/10/2022	The trading suspended by ISC decision at closing price (0.070) ID.

Iraq Stock Exchange News of listed companies Thursday 30/5/2024

Companies News	
Cihan Islamic Bank (BCIH)	General Assembly Meeting will be hold on Friday 7/6/2024 at the company to discuss increasing in company capital according to 55/ First . Trading has been suspend on Tuesday 4/6/2024 .
Gulf Commercial Bank (BGUC)	General Assembly Meeting will be hold on Friday 7/6/2024 at Erbil / Armada Hotel to discuss financial statement of 2023 . Trading has been suspend on Tuesday 4/6/2024 .
National Islamic Bank (BNAI)	General Assembly Meeting will be hold on Saturday 8/6/2024 at the company to discuss financial statement of 2023 , increasing in company capital from 301 billion to 351 billion according to 55/ First & second. Trading has been suspend on Tuesday 4/6/2024 .
Rabee Securities (FRSE)	General Assembly Meeting will be hold on Sunday 9/6/2024 at the company to discuss financial statement of 2023 , cash dividend, elect new board of Administration council . Last trading session will be on Thursday 6/6/2024 and re trading on Monday session 10/6/2024 .
Ibdaa Al-Sharq Al-Awsat (SIBD)	General Assembly Meeting will be hold on Tuesday 11/6/2024 at the Iraqi Middle East Bank to resign the Auditors and elect new one . Trading has been suspend on Thursday 6/6/2024 .
Tourist Village of Mosul dam (HTVM)	General Assembly Meeting will be hold on Friday 28/6/2024 at Al Mousil Modern Plaza Hall to discuss financial statement of 2023. Trading has been suspend on Monday 24/6/2024 .
out of trading	
Babil Animal&vegetable Products (ABAP)	General Assembly Meeting will be hold on Sunday 19/5/2024 at the Al Jadriya to discuss financial statement of 2021,2022 , cash dividend , discuss the deficit Trading has been suspend on Thursday 7/12/2023 .
Iraqi Land Transport (SILT)	General Assembly Meeting will be hold on Wednesday 6/3/2024 at the Trade Ministry VIP Hall to resign the current board of Administration and elect new five board of Administration .Trading has been suspend on Sunday 3/3/2024.
Ashur International Bank (BASH)	General Assembly Meeting will be hold on Wednesday 29/5/2024 at the Alriyada Station to discuss financial statement of 2022 , cash dividend, elect seven members of Administration council . Trading has been suspend on Sunday 26/5/2024 .
Al Janoob Islamic Bank Investment (B)	General Assembly Meeting will be hold on Saturday 1/6/2024 at the company to discuss financial statement of 2023 , cash dividend . Trading has been suspend on Tuesday 28/5/2024 .