

Iraq Stock Exchange



Trading Session Tuesday 30/4/2024 -

Traded Volume 1,097,595,336

ISX Index 60 979.75

Previous ISX Index60 992.12

Change % -1.25

Change -12.37

Listed Companies 103

Traded Companies 38

General Assembly Co. 5

Suspended Co. 2

Bulletin No (81) of 2024

Traded Value 3,358,574,563 Trades 651

ISX Index 15 1066.70

Previous ISX Index15 1081.69

Change % -1.39

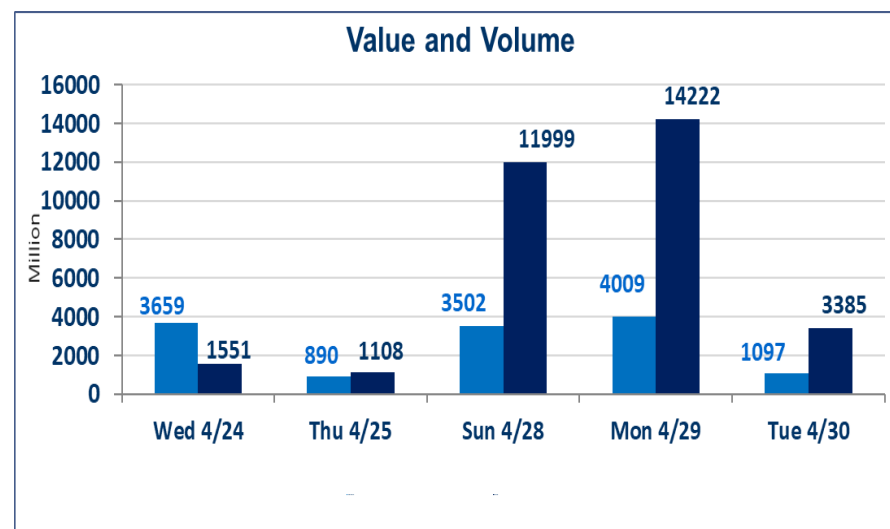
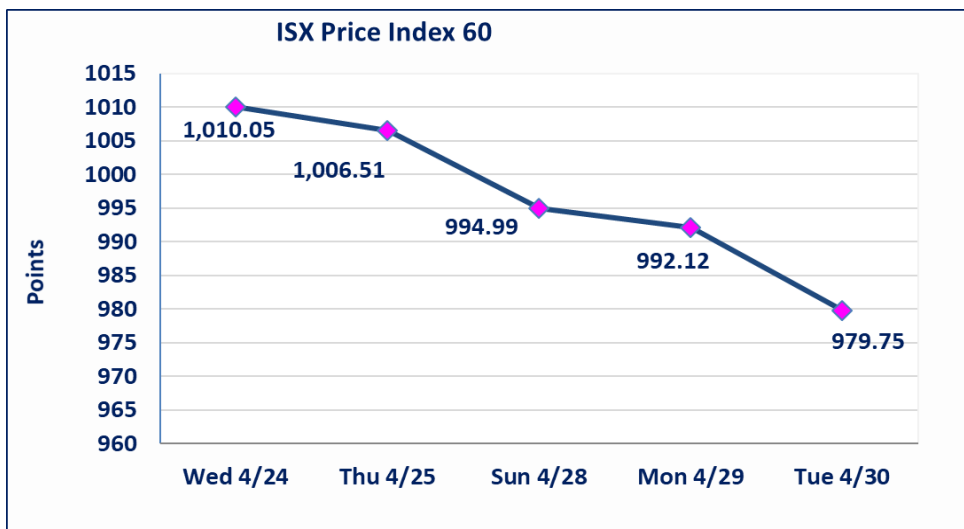
Change -14.99

Non Traded Co. 58

High Companies 6

Low Companies 15

Un Listed Companies OTC 2



Gainers

Company Name	Closing Price	Change (%)	Traded Volume
Al -Hamraa Insurance	1.000	19.050	2,650,000
Al-Ameen for Insurance	0.700	7.70	3,032
Electronic Industries	0.750	2.74	82,522
AL-Badia for General Trans	0.600	1.69	10,000
Al-Taif Islamic Bank	0.700	1.45	1,000

Losers

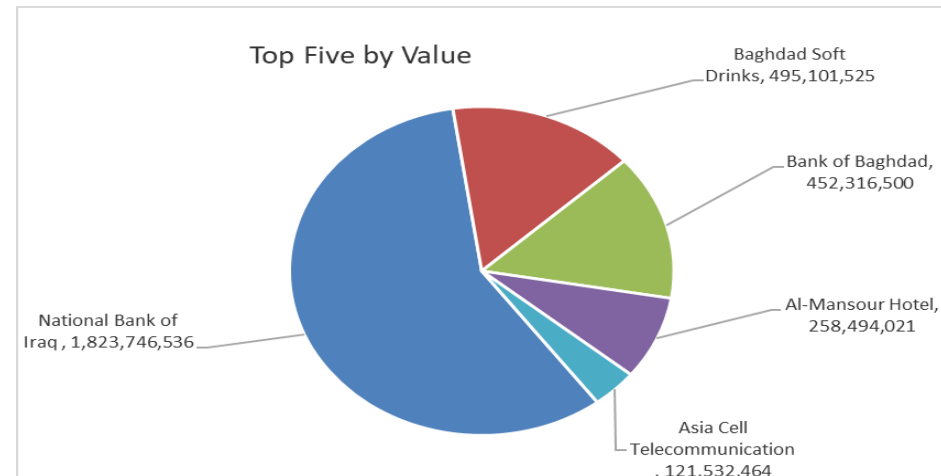
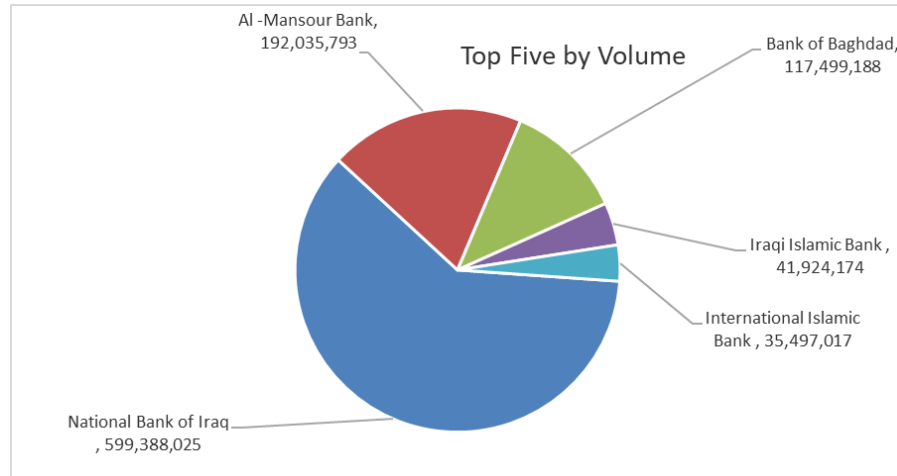
Company Name	Closing Price	Change (%)	Traded Volume
Metallic Industries and Bicycles	1.850	-7.50	13,000
Modern for Animal Production	0.490	-3.92	250,000
Asia Cell Telecommunication	9.250	-2.63	13,030,448
Rehab Karbala	0.800	-2.44	12,000
Iraqi Islamic Bank	1.240	-2.36	41,924,174

Traded Volume

Company Name	Closing Price	Change (%)	Traded Volume
National Bank of Iraq	3.050	0.33	599,388,025
Al -Mansour Bank	1.340	-2.19	192,035,793
Bank of Baghdad	4.200	-1.18	117,499,188
Iraqi Islamic Bank	1.240	-2.36	41,924,174
International Islamic Bank	0.400	0.00	35,497,017

Traded Value

Company Name	Closing Price	Change (%)	Traded Value
National Bank of Iraq	3.050	0.33	1,823,746,536
Bank of Baghdad	4.200	-1.18	495,101,525
Al-Mansour Hotel	45.000	0.00	452,316,500
Al -Mansour Bank	1.340	-2.19	258,494,021
Asia Cell Telecommunication	9.250	-2.63	121,532,464



Regular Market Bulletin No (81)



Company Name	Code	opening Price	highest price	lowest price	Average price	Prev Average price	Closing Price	prev closing price	change (%)	No.of Trades	Traded Volume	Traded Value
Banks Sector												
Ashur International Bank	BASH	0.300	0.300	0.300	0.300	0.300	0.300	0.300	0.00	5	13,500,000	4,050,000
Bank of Baghdad	BBOB	4.250	4.260	4.160	4.210	4.130	4.200	4.250	-1.18	111	117,499,188	495,101,525
Commercial Bank of Iraq	BCOI	0.790	0.790	0.780	0.780	0.790	0.780	0.790	-1.27	4	1,351,654	1,056,807
Gulf Commercial Bank	BGUC	0.170	0.170	0.170	0.170	0.170	0.170	0.170	0.00	7	26,220,000	4,457,400
Investment Bank of Iraq	BIBI	0.360	0.360	0.360	0.360	0.360	0.360	0.360	0.00	2	5,373,166	1,934,340
Iraqi Islamic Bank	BIIB	1.260	1.260	1.230	1.240	1.260	1.240	1.270	-2.36	54	41,924,174	52,137,569
Kurdistan International Bank	BKUI	0.850	0.850	0.850	0.850	0.850	0.850	0.850	0.00	2	100,000	85,000
Mosul Bank For Investment	BMFI	0.180	0.180	0.180	0.180	0.180	0.180	0.180	0.00	6	6,000,000	1,080,000
Al -Mansour Bank	BMNS	1.370	1.370	1.320	1.350	1.370	1.340	1.370	-2.19	103	192,035,793	258,494,021
National Bank of Iraq	BNOI	3.040	3.050	2.900	3.040	3.000	3.050	3.040	0.33	152	599,388,025	1,823,746,536
Al-Taif Islamic Bank	BTIB	0.700	0.700	0.700	0.700	0.690	0.700	0.690	1.45	1	1,000	700
Total Of Banks Sector										447	1,003,393,000	2,642,143,897
Telecommunication Sector												
Asia Cell Telecommunication	TASC	9.500	9.500	9.250	9.330	9.530	9.250	9.500	-2.63	59	13,030,448	121,532,464
Total Of Telecommunication										59	13,030,448	121,532,464
Insurance Sector												
Al-Ameen for Insurance	NAME	0.700	0.700	0.700	0.700	0.650	0.700	0.650	7.70	1	3,032	2,122
Dar Al-Salam for Insurance	NDSA	0.790	0.790	0.790	0.790	0.800	0.790	0.800	-1.25	1	100,000	79,000
Total Of Insurance Sector										2	103,032	81,122
Services Sector												
Baghdad -Iraq Transportatio	SBPT	37.500	37.500	37.500	37.500	37.610	37.500	37.500	0.00	1	40,000	1,500,000
Kharkh Tour Amuzement Ci	SKTA	4.800	4.800	4.800	4.800	4.810	4.800	4.800	0.00	1	100,000	480,000
Mamoura Realestate Invest	SMRI	7.000	7.090	7.000	7.060	7.050	7.090	7.090	0.00	5	950,000	6,702,900
Rehab Karbala	HKAR	0.800	0.800	0.800	0.800	0.820	0.800	0.820	-2.44	2	12,000	9,600
Total Of Services Sector										9	1,102,000	8,692,500
Industry Sector												
Baghdad Soft Drinks	IBSD	4.490	4.490	4.400	4.420	4.500	4.400	4.490	-2.00	15	6,390,853	28,240,889
Iraqi Marketing Date	IIDP	1.700	1.700	1.700	1.700	1.700	1.700	1.700	0.00	1	2,000	3,400
Metallic Industries and Bicy	IMIB	2.000	2.000	1.850	1.880	2.000	1.850	2.000	-7.50	2	13,000	24,500
Ready Made Clothes	IRMC	3.820	3.820	3.800	3.810	3.850	3.800	3.850	-1.30	3	60,779	231,369
Total Of Industry Sector										21	6,466,632	28,500,158
Hotels Sector												
Baghdad Hotel	HBAG	10.800	10.800	10.800	10.800	10.800	10.800	10.800	0.00	6	750,000	8,100,000
Ishtar Hotel	HISH	9.400	9.400	9.150	9.170	9.250	9.150	9.150	0.00	3	1,075,000	9,855,000
Al-Mansour Hotel	HMAN	45.750	45.750	44.500	45.000	45.010	45.000	45.000	0.00	3	10,052,000	452,316,500
Total Of Hotels Sector										12	11,877,000	470,271,500
Agriculture Sector												
Iraqi for Seed Production	AISP	8.510	8.510	8.450	8.480	8.510	8.450	8.520	-0.82	46	3,687,382	31,275,050
Modern for Animal Product	AMAP	0.490	0.490	0.490	0.490	0.510	0.490	0.510	-3.92	1	250,000	122,500
Total Of Agriculture Sector										47	3,937,382	31,397,550
Total Of Regular										597	1,039,909,494	3,302,619,192

Non Regular Market Bulletin No (81)

Company Name	Code	opening Price	highest price	lowest price	Average price	Prev Average price	Closing Price	prev closing price	change (%)	No.of Trades	Traded Volume	Traded Value
Banks Sector												
International Islamic Bank	BINT	0.400	0.400	0.400	0.400	0.400	0.400	0.400	0.00	23	35,497,017	14,198,807
Total Of Banks Sector										23	35,497,017	14,198,807
Insurance Sector												
Al -Hamraa Insurance	NHAM	0.840	1.000	0.840	0.900	0.760	1.000	0.840	19.050	2	2,650,000	2,386,000
Total Of Insurance Sector										2	2,650,000	2,386,000
Services Sector												
Al-Ameen Estate Investmen	SAEI	2.800	2.800	2.800	2.800	2.800	2.800	2.800	0.00	3	1,121,547	3,140,332
Total Of Services Sector										3	1,121,547	3,140,332
Industry Sector												
Fallujah for construction Ma	IFCM	3.620	3.620	3.590	3.600	3.650	3.590	3.650	-1.64	14	5,313,756	19,118,641
Total Of Industry Sector										14	5,313,756	19,118,641
Total Of Non Regular										42	44,582,320	38,843,779

Undisclosed Platform Companies Bulletin (81)

Company Name	Code	opening Price	highest price	lowest price	Average price	Prev Average price	Closing Price	prev closing price	change (%)	No.of Trades	Traded Volume	Traded Value
Banks Sector												
Babylon Bank	BBAY	0.070	0.070	0.070	0.070	0.070	0.070	0.070	0.00	1	10,000	700
Total Of Banks Sector										1	10,000	700
Industry Sector												
Electronic Industries	IELI	0.750	0.750	0.750	0.750	0.730	0.750	0.730	2.74	1	82,522	61,892
Al-Hilal Industries	IHLI	0.980	0.980	0.980	0.980	0.980	0.980	0.980	0.00	6	4,000,000	3,920,000
Iraqi Carton Manufacturies	IICM	1.140	1.140	1.140	1.140	1.150	1.140	1.150	-0.87	1	5,000,000	5,700,000
National Chemical &Plastic	INCP	1.850	1.850	1.850	1.850	1.860	1.850	1.860	-0.54	1	4,000,000	7,400,000
Total Of Industry Sector										9	13,082,522	17,081,892
Services Sector												
AL-Badia for General Trans	SBAG	0.600	0.600	0.600	0.600	0.590	0.600	0.590	1.69	1	10,000	6,000
Total Of Services Sector										1	10,000	6,000
Hotels Sector												
Palestine Hotel	HPAL	23.000	23.000	23.000	23.000	22.960	23.000	23.000	0.00	1	1,000	23,000
Total Of Hotels Sector										1	1,000	23,000
Total of un disclosed										12	13,103,522	17,111,592
Grand Total										651	1,097,595,336	3,358,574,563

Iraq Stock Exchange



Trading Session Tuesday 30/4/2024

Not Trading OTC

Company Name	Code	Previous Average price
Rabee Securities	FRSE	—
Karmal Brokerage	FKSX	10.000



Not Trading Bonds Bulletin

Bond type	Publish type	Code	last trading price	immortilize date
Banaa Bonds / million ID	First	CB10	1030000	10/12/2025
Banaa Bonds / million ID	second	CB20	964981	19/12/2025
Amara Bonds /500 thousand	First	CB25	—	9/10/2025
Amara Bonds /Million ID	First	CB30	984000	9/10/2027
Amara Bonds /500 thousand	Second	CB35	—	—
Amara Bonds /Million ID	Second	CB40	—	—
Amara Bonds /500 thousand	Third	CB45	—	—
Amara Bonds /Million ID	Third	CB50	—	—

Iraq Stock Exchange
Non Iraqis' Bulletin Wednesday April 30 2024
Regular Market



Non Iraqi Trading of Regular Market (Buy)

Company Names	Code	No.of trades	Traded Shares	Trading Volume
Banks Sector				
Bank Of Baghdad	BBOB	3	8,000,000	33,580,000
Al-Mansour Bank	BMNS	4	680,000	909,200
Total Bank sector		7	8,680,000	34,489,200
Grand Total		7	8,680,000	34,489,200

Non Iraqi Trading of Regular Market (Sell)

Company Names	Code	No.of trades	Traded Shares	Trading Volume
Banks Sector				
Commercial Bank of Iraq	BCOI	1	300,000	234,000
Bank Of Baghdad	BBOB	1	10,000,000	42,500,000
Investment Bank of Iraq	BIBI	1	219,090	78,872
Gulf Commercial Bank	BGUC	1	220,000	37,400
Kurdistan International Bank	BKUI	2	100,000	85,000
Total Bank sector		6	10,839,090	42,935,272
Telecommunication Sector				
Asia cell	TASC	22	6,605,338	61,436,856
Total Telecommunication sector		22	6,605,338	61,436,856
Grand Total		28	17,444,428	104,372,129

Iraq Stock Exchange non trading companies on Tuesday 30/4/2024

Company Names	Code	Previous Average Price	Closing Price
Banking Sector			
Cihan Islamic Bank	BCIH	2.200	2.200
Elaf Islamic Bank	BELF	0.550	0.550
Asia Al Iraq Islamic Bank	BAIB	0.900	0.900
Sumer Commerical Bank	BSUC	0.100	0.100
National Islamic Bank	BNAI	0.620	0.620
Union Bank of Iraq	BUOI	0.200	0.200
United Bank	BUND	0.090	0.090
Middle East Bank	BIME	0.110	0.110
Economy Bank	BEFI	0.200	0.200
Telecommunication Sector			
Al-Khatem Telecoms	TZNI	2.570	2.570
Insurance Sector			
Gulf Insurance	NGIR	0.400	0.400
Services Sector			
Al-Nukhba for construction	SNUC	0.670	0.670
Al-Mosul for funfairs	SMOF	8.900	8.900
Industry Sector			
Iraqi Engineering Works	IIEW	4.500	4.500
Iraqi For Tufted Carpets	IITC	14.990	14.990
Al-Kindi of Veterinary Vaccines	IKLV	1.650	1.650
Al -Khazer Road for Construction Material	IKHC	2.500	2.500
Al-Mansour Pharmaceuticals	IMAP	1.920	1.920
Modern Sewing	IMOS	10.000	10.000
Hotels Sector			
Babylon Hotel	HBAY	110.000	110.000
National for Tourist Investment	HNTI	11.000	11.000
Tourist Village of Mosul dam	HTVM	11.000	11.000
Agriculture Sector			
Agricultural Products Meat	AIPM	5.000	5.000
Middle East for Production- Fish	AMEF	7.350	7.350
Al-Ahlyia agricultural production	AAHP	0.950	0.950
Company Names	Code	Previous Average Price	Closing Price
Banks Sector			
World Islamic Bank	BWOR	1.000	1.000
Arabiya Islamic Bank	BAAI	1.000	1.000
Zain Al-Iraq Islamic Bank	BZII	0.340	0.340
Al-Qurtas Islamic Bank	BQUR	1.000	1.000
Arabiya Islamic Bank	BAAI	1.000	1.000
Al Janoob Islamic Bank Investment	BJAB	1.000	1.000
Region Trade Bank	BRTB	1.000	1.000
Ameen Al Iraq Islamic Bank	BAME	1.000	1.000
International Development Bank	BIDB	1.000	1.000
Al- Qabidh Islamic Bank	BQAB	0.240	0.240
Al Anssari Islamic Bank	BANS	1.000	1.000
Iraq Noor Islamic Bank	BINI	1.050	1.050
Erbil Bank	BERI	0.110	0.110
Trust International Islamic Bank	BTRU	0.750	0.750
Trans Iraq Bank for Investment	BTRI	0.740	0.740
Al Mustashar Bank	BMUI	1.000	1.000
Al Attaa Islamic Bank	BLAD	0.120	0.120
Erbil Bank	BERI	0.110	0.110

Insurance Sector			
Alahliya For Insurance	NAHF	0.330	0.330
Investment Sector			
Al-Zawraa for Financial Investment	VZAF	0.180	0.180
AL-Wiaam for Financial Investment	VWIF	0.310	0.350
Al-Ameen for Financial Investment	VAMF	1.000	1.000
Bain Al-Nahrain Financial Investment	VMES	0.900	0.900
Services Sector			
Ibdaa Al-Sharq Al-Awsat	SIBD	1.000	1.000
Industry Sector			
Baghdad for Packing Materials	IBPM	2.250	2.250
National Furniture Industries	IHFI	2.500	2.500
Modern chemical industries	IMCI	100.000	100.000
Hotels Sector			
Ashour Hotel	HASH	17.600	17.600
Agriculture Sector			
Al-Ribas for Poultry and Fodder	AREB	-	-
Company Names	Code	Previous Average Price	Closing Price
Services Sector			
General Transportation	SIGT	0.990	0.990
IndustrySector			
Modern Construction Materials	IMCM	0.630	0.630
The Light Industries	ITLI	0.680	0.680
Investment Sector			
AL- Batek Investment	VBAT	0.380	0.380
Alkhair for financial Investment	VKHF	0.200	0.200
Hotels Sector			
Al-Sadeer Hotel	HSAD	27.000	27.000

Iraq Stock Exchange Suspended Companies

Al-Rajih Islamic Bank (BRAJ)	9/19/2021	The trading suspended for not produce the Annual disclosure for 2020 at closing price (1.000) ID.
North Bank (BNOR)	31/10/2022	The trading suspended by ISC decision at closing price (0.070) ID.

Iraq Stock Exchange News of listed companies Tuesday 30/4/2024

Companies News

Iraqi Islamic Bank (BIIB)	General Assembly Meeting will be hold on Saturday 11/5/2024 at the Iraqi Hunting Club to discuss financial statement of 2023 , cash dividend , increasing in company capital from 300 billion to 400 billion according to 55/ second . Trading has been suspend on Tuesday 7/5/2024 .
Bank of Baghdad (BBOB)	General Assembly Meeting will be hold on Saturday 18/5/2024 at the Dijla Town to discuss financial statement of 2023 , cash dividend , increasing in company capital from 250 billion to 325 billion according to 55/ second . Trading has been suspend on Tuesday 14/5/2024 .
Region Trade Bank (BRTB)	General Assembly Meeting will be hold on Wednesday 8/5/2024 at the company in erbil to discuss financial statement of 2023 , cash dividend , increasing in company capital from 300 billion to 350 billion when the bank will be get the approval of GAM . Trading has been suspend on Sunday 5/5/2024 .
out of trading	
Babil Animal&vegetable Products (ABAP)	General Assembly Meeting will be hold on Monday 11/12/2023 at theAl Jadriya to discuss financial statement of 2021,2022 , cash dividend , discuss the deficit Trading has been suspend on Thursday 7/12/2023 .
Iraqi Land Transport (SILT)	General Assembly Meeting will be hold on Wednesday 6/3/2024 at the Trade Ministry VIP Hall to resign the current board of Administration and elect new five board of Administration .Trading has been suspend on Sunday 3/3/2024.
Credit Bank (BROI)	General Assembly Meeting will be hold on Thursday 2/5/2024 at the company to discuss financial statement of 2023 , cash dividend , increasing in company capital according to first , second /55, elect new board of Administration council . Trading has been suspend on Sunday 28/4/2024 .
AL- Mashreq al-Arabi Islamic Bank(BA	General Assembly Meeting will be hold on Sunday 5/5/2024 at the trananing and development hall to discuss financial statement of 2023 , cash dividend . Trading has been suspend on Monday 29/4/2024 .
Iraqi Agricultural Products (AIRP)	General Assembly Meeting will be hold on Monday 6/5/2024 at the company to discuss financial statement of 2021 , cash dividend . Trading has been suspend on Tuesday 30/4/2024 .