

# Iraq Stock Exchange

Bulletin No (75)



سوق العراق للأوراق المالية  
IRAQ STOCK EXCHANGE

## ISX Trading Indices of Thursday 30/4/2026

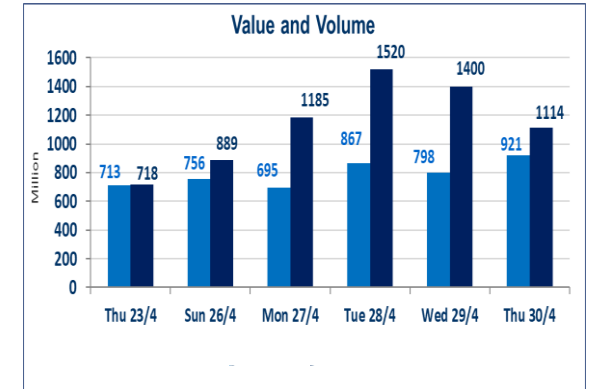
Traded Volume and OTC	921,865,507
-----------------------	-------------

Traded Value and OTC	1,114,529,959
----------------------	---------------

Traders	1144
---------	------

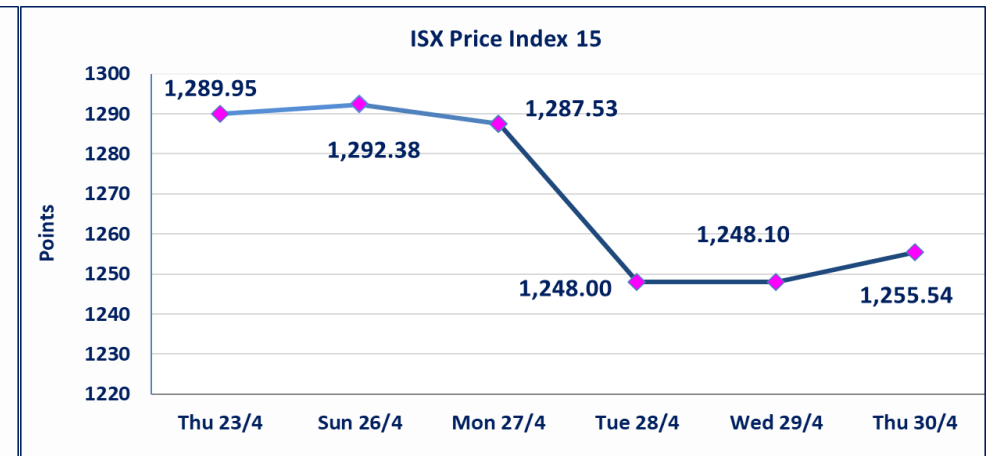
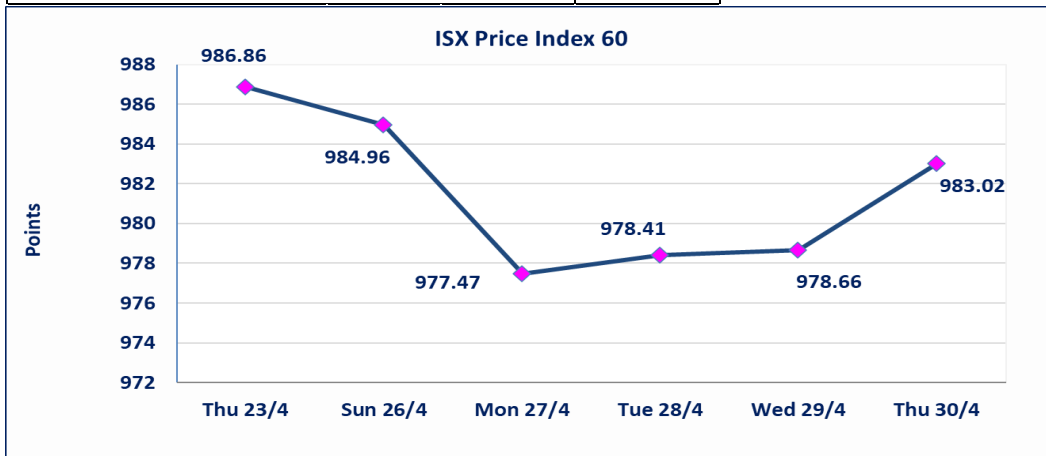
ISX Index 60	983.02
Previous ISX Index60	978.66
Change %	0.45
Change	4.36

ISX Index 15	1255.54
Previous ISX Index15	1248.10
Change %	0.60
Change	7.44



Listed Companies	104	OTC	14
Traded Listed Companies	45	OTC	1
GAM Companies	1		
Suspended Companies	8		

Non Traded listed	50	OTC	13
Higher Companies	12		
Lower Companies	9		



## ISX top gaining and losing companies

Thursday 30/4/2026

### Gainers

Company Name	Closing Price	Change (%)	Traded Volume
The Light Industries	1.220	4.27	384,966
Al-Kindi of Veterinary Vaccines	2.500	3.73	24,189
National Bank of Iraq	4.070	2.52	34,874,304
Al -Mansour Bank	1.750	2.34	301,676,244
Mamoura Realestate	3.270	2.19	6,661,401

### Losers

Company Name	Closing Price	Change (%)	Traded Volume
AL-Badia for General Trans	1.310	-4.38	201,000
Al -Khazer Construction Materials	1.240	-3.88	100,000
Iraqi Date Processing and Market	2.300	-2.95	553,770
Fallujah for construction Material	2.700	-1.82	2,298,408
Credit Bank Of Iraq	0.570	-1.72	17,751,000

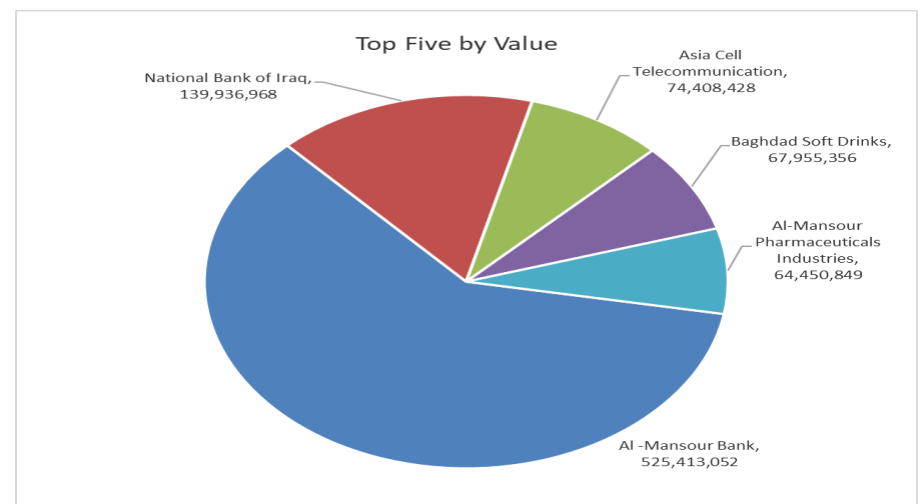
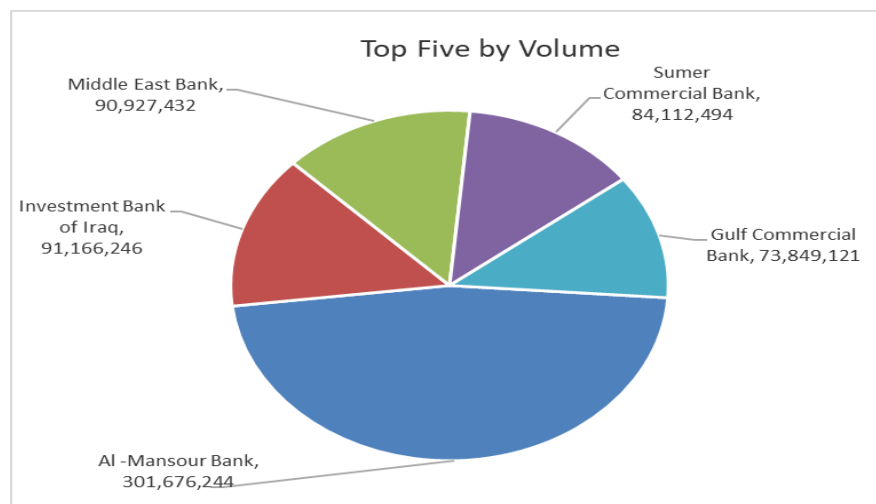
## The most active companies in term of traded volume and value

### Traded Volume

Company Name	Closing Price	Change (%)	Traded Volume
Al -Mansour Bank	1.750	2.34	301,676,244
Investment Bank of Iraq	0.230	0.00	91,166,246
Middle East Bank	0.100	0.00	90,927,432
Sumer Commercial Bank	0.190	0.00	84,112,494
Gulf Commercial Bank	0.350	0.00	73,849,121

### Traded Value

Company Name	Closing Price	Change (%)	Traded Value
Al -Mansour Bank	1.750	2.34	525,413,052
National Bank of Iraq	4.070	2.52	139,936,968
Asia Cell Telecommunication	16.650	0.67	74,408,428
Baghdad Soft Drinks	6.160	-0.32	67,955,356
Al-Mansour Pharmaceuticals Indu	2.260	0.00	64,450,849



## Regular Market Bulletin No (75)



Company Name	Code	opening Price	highest price	lowest price	Average price	Prev Average price	Closing Price	prev closing price	change (%)	No.of Trades	Traded Volume	Traded Value
<b>Banks Sector</b>												
Ashur International Bank	BASH	0.240	0.240	0.240	0.240	0.240	0.240	0.240	0.00	26	64,974,000	15,593,760
Commercial Islamic Bank of Iraq	BCOI	0.660	0.660	0.660	0.660	0.650	0.660	0.650	1.54	3	10,000,000	6,600,000
Gulf Commercial Bank	BGUC	0.350	0.350	0.350	0.350	0.350	0.350	0.350	0.00	21	73,849,121	25,847,192
Investment Bank of Iraq	BIBI	0.240	0.240	0.230	0.230	0.230	0.230	0.230	0.00	37	91,166,246	20,968,338
Iraqi Islamic Bank	BIIB	1.060	1.090	1.060	1.080	1.050	1.080	1.060	1.89	45	41,223,956	44,386,615
Middle East Bank	BIME	0.100	0.100	0.090	0.090	0.100	0.100	0.100	0.00	16	90,927,432	8,184,882
Mosul Bank For Investment	BMFI	0.140	0.140	0.140	0.140	0.140	0.140	0.140	0.00	8	37,080,000	5,191,200
Al -Mansour Bank	BMNS	1.720	1.770	1.720	1.740	1.730	1.750	1.710	2.34	198	301,676,244	525,413,052
National Bank of Iraq	BNOI	3.970	4.080	3.970	4.010	3.910	4.070	3.970	2.52	159	34,874,304	139,936,968
Sumer Commercial Bank	BSUC	0.180	0.190	0.180	0.180	0.190	0.190	0.190	0.00	156	84,112,494	15,171,374
United Bank	BUND	0.050	0.050	0.050	0.050	0.050	0.050	0.050	0.00	14	421,624	21,081
<b>Total of Banks Sector</b>										<b>683</b>	<b>830,305,421</b>	<b>807,314,462</b>
<b>Telecommunication Sector</b>												
Asia Cell Telecommunication	TASC	16.550	16.750	16.550	16.670	16.490	16.650	16.540	0.67	92	4,464,469	74,408,428
Al-Khatam Telecom	TZNI	3.700	3.700	3.700	3.700	3.690	3.700	3.700	0.00	3	3,118	11,537
<b>Total of Telecommunication Sector</b>										<b>95</b>	<b>4,467,587</b>	<b>74,419,965</b>
<b>Insurance Sector</b>												
Dar Al-Salam for Insurance	NDSA	0.750	0.750	0.750	0.750	0.750	0.750	0.750	0.00	1	3,000,000	2,250,000
<b>Total of Insurance Sector</b>										<b>1</b>	<b>3,000,000</b>	<b>2,250,000</b>
<b>Service Sector</b>												
Baghdad -Iraq Transportation	SBPT	23.450	23.450	23.400	23.430	23.360	23.400	23.450	-0.21	13	305,213	7,149,628
Kharkh Tour Amuzement City	SKTA	4.750	4.750	4.750	4.750	4.750	4.750	4.750	0.00	7	5,504,033	26,144,157
Al-Mosul for funfairs	SMOF	7.000	7.000	7.000	7.000	7.000	7.000	7.000	0.00	5	434,153	3,039,071
Mamoura Realestate	SMRI	3.200	3.280	3.200	3.260	3.190	3.270	3.200	2.19	58	6,661,401	21,736,635
AL-Nukhba for Construction	SNUC	0.710	0.710	0.710	0.710	0.710	0.710	0.710	0.00	1	4,000	2,840
<b>Total of Service Sector</b>										<b>84</b>	<b>12,908,800</b>	<b>58,072,331</b>
<b>Industrial Sector</b>												
Baghdad Soft Drinks	IBSD	6.200	6.200	6.160	6.180	6.200	6.160	6.180	-0.32	79	10,998,243	67,955,356
Iraqi Date Processing and Marke	IIDP	2.370	2.370	2.300	2.300	2.360	2.300	2.370	-2.95	6	553,770	1,274,537
Iraqi Engineering Works	IIEW	6.350	6.350	6.350	6.350	6.335	6.350	6.350	0.00	1	2,182	13,856
Al -Khazer Construction Material	IKHC	1.240	1.240	1.240	1.240	1.290	1.240	1.290	-3.88	2	100,000	124,000
Al-Kindi of Veterinary Vaccines	IKLV	2.420	2.500	2.420	2.480	2.410	2.500	2.410	3.73	4	24,189	59,904
Al-Mansour Pharmaceuticals Ind	IMAP	2.260	2.260	2.250	2.250	2.260	2.260	2.260	0.00	53	28,582,907	64,450,849
Modern Sewing	IMOS	5.360	5.360	5.360	5.360	5.360	5.360	5.360	0.00	6	55,424	297,073
<b>Total of Industrial Sector</b>										<b>151</b>	<b>40,316,715</b>	<b>134,175,575</b>
<b>Hotels Sector</b>												
Baghdad Hotel	HBAG	11.880	11.880	11.880	11.880	11.880	11.880	11.880	0.00	1	334	3,968
Ishtar Hotels	HISH	9.100	9.140	9.000	9.000	9.120	9.000	9.100	-1.10	19	1,204,087	10,837,250
Mansour Hotel	HMAN	47.600	47.600	47.600	47.600	47.600	47.600	47.600	0.00	4	2,861	136,184
Tourist Village of Mosul dam	HTVM	13.500	13.500	13.500	13.500	13.500	13.500	13.500	0.00	2	10,000	135,000
<b>Total of Hotels Sector</b>										<b>26</b>	<b>1,217,282</b>	<b>11,112,401</b>
<b>Agricultural Sector</b>												
Babil Animal & Vegetable Produ	ABAP	10.490	10.500	9.990	10.220	10.350	10.500	10.490	0.10	13	215,471	2,201,679
Agricultural Products Meat	AIPM	4.450	4.450	4.450	4.450	4.450	4.450	4.450	0.00	3	9,213	40,998
Modern for Animal Production	AMAP	0.360	0.360	0.360	0.360	0.360	0.360	0.360	0.00	2	6,000,000	2,160,000
<b>Total of Agricultural Sector</b>										<b>18</b>	<b>6,224,684</b>	<b>4,402,677</b>
<b>Total Of Regular</b>										<b>1,058</b>	<b>898,440,489</b>	<b>1,091,747,410</b>

**Second Platform Market Bulletin No (75)**



Company Name	Code	opening Price	highest price	lowest price	Average price	Prev Average price	Closing Price	prev closing price	change (%)	No.of Trades	Traded Volume	Traded Value
<b>Banks Sector</b>												
Credit Bank Of Iraq	BROI	0.580	0.580	0.570	0.570	0.580	0.570	0.580	-1.72	24	17,751,000	10,122,935
Region Trade Bank	BRTB	1.010	1.010	1.010	1.010	1.010	1.010	1.010		7	1,400,000	1,414,000
<b>Total of Banks Sector</b>										<b>31</b>	<b>19,151,000</b>	<b>11,536,935</b>
<b>Service Sector</b>												
Al-Ameen Estate Investment	SAEI	1.710	1.710	1.710	1.710	1.710	1.710	1.710	0.00	2	105,686	180,723
<b>Total of Industrial Sector</b>										<b>2</b>	<b>105,686</b>	<b>180,723</b>
<b>Industrial Sector</b>												
Fallujah for construction Materi	IFCM	2.750	2.750	2.700	2.710	2.740	2.700	2.750	-1.82	16	2,298,408	6,220,202
<b>Total of Industrial Sector</b>										<b>16</b>	<b>2,298,408</b>	<b>6,220,202</b>
<b>Hotels Sector</b>												
Ashour Hotel	HASH	29.030	29.030	29.030	29.030	29.050	29.030	29.030	0.00	5	46,404	1,347,108
<b>Total of Hotels Sector</b>										<b>5</b>	<b>46,404</b>	<b>1,347,108</b>
<b>Total of Non Regular</b>										<b>54</b>	<b>21,601,498</b>	<b>19,284,967</b>

**Undisclosed Platform Companies Bulletin No (75)**



Company Name	Code	opening Price	highest price	lowest price	Average price	Prev Average price	Closing Price	prev closing price	change (%)	No.of Trades	Traded Volume	Traded Value
<b>Service Sector</b>												
AL-Badia for General Trans	SBAG	1.310	1.310	1.310	1.310	1.370	1.310	1.370	-4.38	2	201,000	263,310
<b>Total of Industrial Sector</b>										<b>2</b>	<b>201,000</b>	<b>263,310</b>
<b>Industrial Sector</b>												
Electronic Industry	IELI	1.500	1.500	1.500	1.500	1.530	1.500	1.520	-1.32	5	124,417	186,626
Al-Hilal Industries	IHLI	1.350	1.350	1.350	1.350	1.340	1.350	1.340	0.75	1	1,464	1,976
National Chemical &Plastic	INCP	1.890	1.890	1.890	1.890	1.870	1.890	1.870	1.07	4	505,000	954,450
The Light Industries	ITLI	1.180	1.220	1.180	1.210	1.180	1.220	1.170	4.27	6	384,966	464,760
<b>Total of Industrial Sector</b>										<b>16</b>	<b>1,015,847</b>	<b>1,607,812</b>
<b>Hotels Sector</b>												
Palestine Hotel	HPAL	18.500	18.600	18.500	18.500	18.500	18.600	18.500	0.54	4	6,673	123,461
<b>Total of Hotels Sector</b>										<b>4</b>	<b>6,673</b>	<b>123,461</b>
<b>Agricultural Sector</b>												
Iraqi for Seed Production	AISP	4.830	4.830	4.830	4.830	4.830	4.830	4.830	0.00	9	300,000	1,449,000
<b>Total of Agricultural Sector</b>										<b>9</b>	<b>300000</b>	<b>1,449,000</b>
<b>Total of Undisclosed</b>										<b>31</b>	<b>1,523,520</b>	<b>3,443,582</b>
<b>Grand Total</b>										<b>1,143</b>	<b>921,565,507</b>	<b>1,114,475,959</b>

## Iraq Stock Exchange not trading companies of Thursday 30/4/2026

Company Names	Code	Previous Average Price	Closing Price
<b>Banks Sector</b>			
Economy Bank	BEFI	0.220	0.220
Al-Taif Islamic Bank	BTIB	0.660	0.660
National Islamic Bank	BNAI	1.000	1.000
Elaf Islamic Bank	BELF	0.250	0.250
Kurdistan International Bank	BKUI	1.100	1.100
Union Bank of Iraq	BUOI	0.170	0.170
Asia Al Iraq Islamic Bank	BAIB	0.780	0.780
Cihan Bank for Islamic Investment&Finan	BCIH	2.200	2.200
<b>Insurance Sector</b>			
Al-Ameen for Insurance	NAME	0.900	0.900
Gulf Insurance	NGIR	0.430	0.430
<b>Service Sector</b>			
Rehab Karbalaa	HKAR	0.600	0.600
<b>Industrial Sector</b>			
Iraqi For Tufted Carpets	IITC	19.200	19.200
Ready Made Clothes	IRMC	2.300	2.300
Metallic Industries and Bicycles	IMIB	1.900	1.900
<b>Hotels Sector</b>			
National for Tourist Investment	HNTI	9.000	9.000
Al-Sadeer Hotel	HSAD	23.000	23.000
Babylon Hotel	HBAY	102.000	102.000
<b>Agricultural Sector</b>			
Iraqi Agricultural Products	AIRP	10.000	10.000
Al-Ahlyia agricultural production	AAHP	2.110	2.110
Middle East for Production- Fish	AMEF	5.990	5.990
Company Names	Code	Previous Average Price	Closing Price
<b>Banks Sector</b>			
Al-Ataa Islamic Bank	BLAD	0.100	0.100
International Islamic Bank	BINT	0.200	0.200
Trans Iraq Bank Investment	BTRI	0.310	0.310
AL- Mal Islamic Bank	BMAL	1.000	1.000
Erbil Investment & FinanceBank	BERI	0.110	0.110
International Development Bank	BIDB	1.050	1.050
Al-Mashreq Al-Arabi Islamic Bank	BAMS	0.850	0.850
Iraq Noor Islamic Bank for Investment	BINI	0.250	0.250
Arab Islamic Bank	BAAI	1.000	1.000
Al-Rajih Islamic Bank	BRAJ	1.000	1.000
AL-Anssari Islamic Bank	BANS	0.050	0.050
Al-Mustashar Islamic Bank for Investmen	BMUI	1.000	1.000
Al-Qabidh Islamic Bank	BQAB	0.090	0.090
Trust International Islamic Bank	BTRU	0.750	0.750
World Islamic Bank for Investment	BWOR	1.000	1.000
Al janoob Islamic Bank	BJAB	0.940	0.940
Ameen Al-Iraq Islamic Bank	BAME	1.000	1.000
<b>Investment Sector</b>			
Al-Ameen for Financial Investment	VAMF	1.200	1.200
AL-Wiaam for Financial Investment	VWIF	0.690	0.690
<b>Insurance Sector</b>			
Al-Hamraa for Insurance	NHAM	4.750	4.750
Alahliya For Insurance	NAHF	0.850	0.850
<b>Industrial Sector</b>			
National Furniture Industries	IHFI	0.860	0.860
Baghdad for Packing Materials	IBPM	2.860	2.860
Modern chemical industries	IMCI	100.000	100.000
<b>Service Sector</b>			
Ibdaa Al-sharq Alwast General Contractir	SIBD	1.000	1.000
<b>Agricultural Sector</b>			
AL-Rebass for Poultry&feed	AREB	-	-
Company Names	Code	Previous Average Price	Closing Price
<b>Banks Sector</b>			
Al-Qurtas Islamic Bank	BQUR	1.000	1.000
<b>Service Sector</b>			
General Transportation	SIGT	1.740	1.740
<b>Industrial Sector</b>			
Iraqi Carton Manufactories	IICM	2.510	2.510
Modern Construction Materials	IMCM	1.300	1.300

Iraq Stock Exchange  
Non Iraqis' Bulletin Thursday April 30 2026  
Regular Market



Non Iraqi Trading of Regular Market (Buy)

Company Names	Code	No.of trades	Traded Shares	Trading Volume
<b>Banks Sector</b>				
National Bank Of Iraq	BNOI	2	415,175	1,650,995
Al-Mansour Bank	BMNS	2	65,000	113,650
<b>Total Bank sector</b>		<b>4</b>	<b>480,175</b>	<b>1,764,645</b>
<b>Industry Sector</b>				
Baghdad Soft Drinks	IBSD	1	100	618
<b>Total Industry sector</b>		<b>1</b>	<b>100</b>	<b>618</b>
<b>Grand Total</b>		<b>5</b>	<b>480,275</b>	<b>1,765,263</b>

Non Iraqi Trading of Regular Market (Sell)

Company Names	Code	No.of trades	Traded Shares	Trading Volume
<b>Banks Sector</b>				
National Bank Of Iraq	BNOI	30	2,750,000	11,032,500
<b>Total Bank sector</b>		<b>30</b>	<b>2,750,000</b>	<b>11,032,500</b>
<b>Industry Sector</b>				
Baghdad Soft Drinks	IBSD	1	100	617
<b>Total Industry sector</b>		<b>1</b>	<b>100</b>	<b>617</b>
<b>Grand Total</b>		<b>31</b>	<b>2,750,100</b>	<b>11,033,117</b>

Non Iraqi Trading of Second Market (BUY)

Company Names	Code	No. of trades	Traded Volume	Traded Value
<b>Banks Sector</b>				
Region Trade Bank	BRTB	4	800,000	808,000
<b>Total Bank sector</b>		<b>4</b>	<b>800,000</b>	<b>808,000</b>
<b>Grand Total</b>		<b>4</b>	<b>800,000</b>	<b>808,000</b>

## OTC Platform Trading Bulletin No (75)

Company Name	Code	highest price	lowest price	Average price	No.of Trades	Traded Volume	Traded Value
<b>Banks Sector</b>							
Al-Warka Bank	BWAI	0.180	0.180	0.180	1	300,000	54,000
Total Of Money Service Sector					1	300,000	54,000
<b>Total</b>					<b>1</b>	<b>300,000</b>	<b>54,000</b>

## Not Trading OTC Companies

Company Name	Code	Previous Average price
<b>Banks Sector</b>		
Hammurabi Commercial Bank	BHAM	—
Al-Sanam Islamic Bank	BSAN	3.000
<b>Industrial Sector</b>		
Kirkuk producing constructional materials	IKFP	2.750
<b>Money Service Sector</b>		
Karmal Brokerage	FKSX	10.000
Iraqi Deposit Insurance Corporation	FIDI	1.000
Rabee Securities	FRSE	9.500
Ishtar Gate for e-Paymant	FISH	1.000
Sama Baghdad Exchange	FSBE	—
<b>Insurance Sector</b>		
Shatt Al Arab Insurance	NSHA	1.000
Al Badia Insurance	NBAD	—
Kurdistan Insurance	NKUI	0.500
Elaf Insurance	NELF	—
Dilina Insurance Company	NDIL	—

Iraq Stock Exchange

Thursday 30/4/2026



سوق العراق للاوراق المالية  
IRAQ STOCK EXCHANGE

## Not Trading Bonds Bulletin

Bond type	Publish type	Code	last trading price	immortilize date
Banaa Bonds /Million ID	Second	CB20	964,981	19/12/2025
Eamar Bonds /Million ID	First	CB30	1,001,095	—
Eamar Bonds /Million ID	Second	CB40	—	—
Eamar Bonds /500 Thousand ID	Third	CB45	—	—
Eamar Bonds /Million ID	Third	CB50	—	—
Injaz Bonds /500 Thousand ID	First	CB55	—	—
Injaz Bonds /Million ID	First	CB60	951,110	—
Injaz Bonds /500 Thousand ID	Second	CB65	507,301	—
Injaz Bonds /Million ID	Second	CB70	965,050	—
Injaz Bonds /500 Thousand ID	Third	CB75	—	—
Injaz Bonds /Million ID	Third	CB80	978,182	—
National Bonds/Million ID	First	CB90	—	—
National Bonds/500 Thousand ID	Second	CB95	—	—
National Bonds/Million ID	Second	CB100	—	—