

Iraq Stock Exchange

Bulletin No (96)



سوق العراق للاوراق المالية
IRAQ STOCK EXCHANGE

ISX Trading Indices of Wednesday 3/6/2026

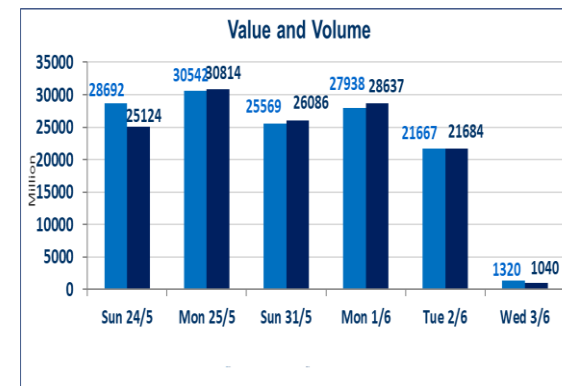
Traded Volume and OTC	1,320,040,042
-----------------------	---------------

Traded Value and OTC	1,040,762,880
----------------------	---------------

Traders	1397
---------	------

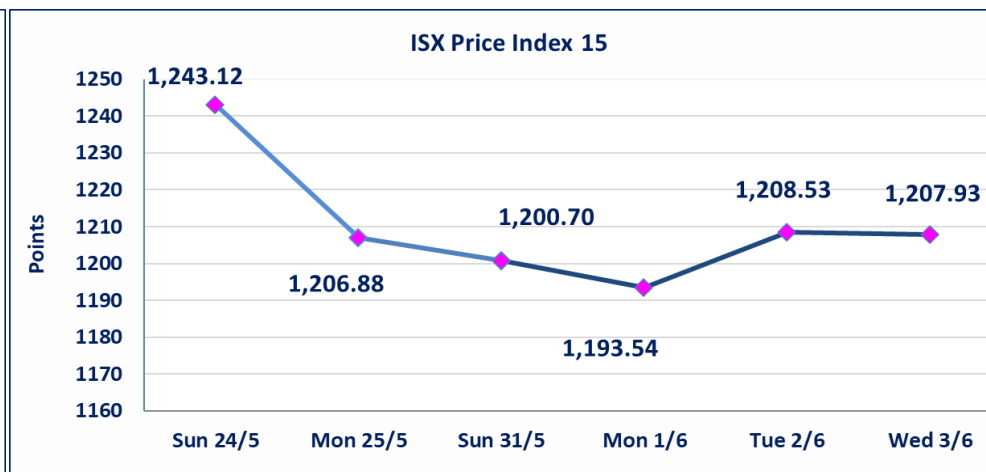
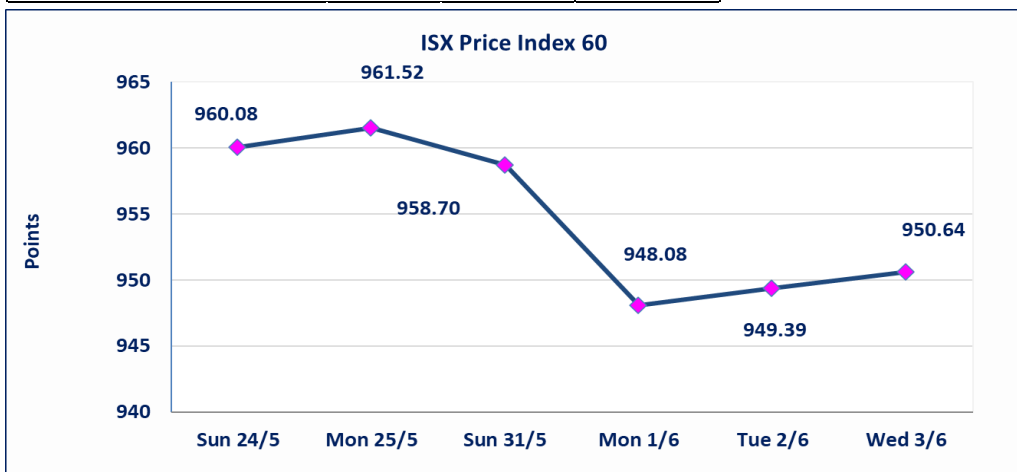
ISX Index 60	950.64
Previous ISX Index60	949.39
Change %	0.13
Change	1.25

ISX Index 15	1207.93
Previous ISX Index15	1208.53
Change %	-0.05
Change	-0.60



Listed Companies	103	OTC	14
Traded Listed Companies	41	OTC	1
GAM Companies	6		
Suspended Companies	8		

Non Traded listed	48	OTC	13
Higher Companies	13		
Lower Companies	8		



ISX top gaining and losing companies

Wednesday 3/6/2026

Gainers

Company Name	Closing Price	Change (%)	Traded Volume
Sumer Commercial Bank	0.200	5.26	251,583,917
Credit Bank Of Iraq	0.580	3.57	198,641
Al-Khatam Telecom	4.880	1.88	590,270
Commercial Islamic Bank of Iraq	0.650	1.56	5,352,928
Electronic Industry	1.370	1.48	1,191,250

Losers

Company Name	Closing Price	Change (%)	Traded Volume
Al-Mansour Pharmaceuticals Indu	2.210	-9.80	864,407
Gulf Commercial Bank	0.370	-2.63	18,414,822
The Light Industries	1.230	-1.60	2,450,000
Baghdad -Iraq Transportation	22.330	-0.76	50,132
National Bank of Iraq	4.020	-0.74	20,270,414

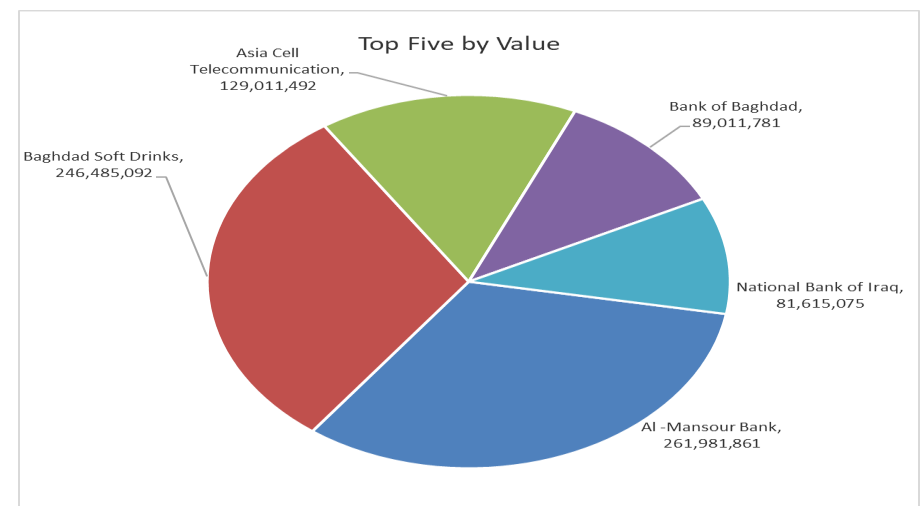
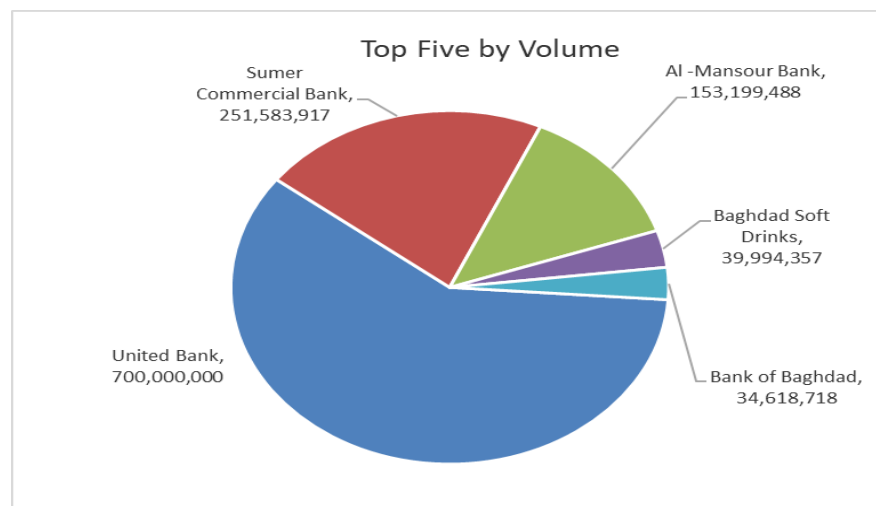
The most active companies in term of traded volume and value

Traded Volume

Company Name	Closing Price	Change (%)	Traded Volume
United Bank	0.050	0.00	700,000,000
Sumer Commercial Bank	0.200	5.26	251,583,917
Al -Mansour Bank	1.720	0.58	153,199,488
Baghdad Soft Drinks	6.180	-0.16	39,994,357
Bank of Baghdad	2.600	0.00	34,618,718

Traded Value

Company Name	Closing Price	Change (%)	Traded Value
Al -Mansour Bank	1.720	0.58	261,981,861
Baghdad Soft Drinks	6.180	-0.16	246,485,092
Asia Cell Telecommunication	15.970	0.31	129,011,492
Bank of Baghdad	2.600	0.00	89,011,781
National Bank of Iraq	4.020	-0.74	81,615,075



Regular Market Bulletin No (96)



Company Name	Code	opening Price	highest price	lowest price	Average price	Prev Average price	Closing Price	prev closing price	change (%)	No.of Trades	Traded Volume	Traded Value
Banks Sector												
Ashur International Bank	BASH	0.260	0.260	0.260	0.260	0.260	0.260	0.260	0.00	5	1,318,269	342,750
Bank of Baghdad	BBOB	2.600	2.600	2.550	2.570	2.600	2.600	2.600	0.00	86	34,618,718	89,011,781
Commercial Islamic Bank of Iraq	BCOI	0.650	0.650	0.650	0.650	0.640	0.650	0.640	1.56	8	5,352,928	3,479,403
Gulf Commercial Bank	BGUC	0.380	0.380	0.370	0.370	0.370	0.370	0.380	-2.63	12	18,414,822	6,813,615
Investment Bank of Iraq	BIBI	0.250	0.250	0.250	0.250	0.250	0.250	0.250	0.00	7	15,010,491	3,752,623
Iraqi Islamic Bank	BIIB	1.050	1.060	1.050	1.050	1.050	1.060	1.050	0.95	19	13,481,332	14,156,836
Middle East Bank	BIME	0.090	0.090	0.090	0.090	0.090	0.090	0.090	0.00	4	7,474,521	672,707
Mosul Bank For Investment	BMFI	0.140	0.140	0.140	0.140	0.140	0.140	0.140	0.00	2	5,000,000	700,000
Al -Mansour Bank	BMNS	1.710	1.720	1.710	1.710	1.710	1.720	1.710	0.58	75	153,199,488	261,981,861
National Bank of Iraq	BNOI	4.050	4.070	3.990	4.030	4.060	4.020	4.050	-0.74	69	20,270,414	81,615,075
Sumer Commercial Bank	BSUC	0.190	0.200	0.180	0.190	0.190	0.200	0.190	5.26	55	251,583,917	47,798,391
Al-Taif Islamic Bank	BTIB	0.630	0.630	0.630	0.630	0.630	0.630	0.630	0.00	4	21,597	13,606
United Bank	BUND	0.050	0.050	0.050	0.050	0.050	0.050	0.050	0.00	299	700,000,000	35,000,000
Total of Banks Sector										645	1,225,746,497	545,338,649
Telecommunication Sector												
Asia Cell Telecommunication	TASC	15.920	16.050	15.750	15.870	15.770	15.970	15.920	0.31	250	8,130,550	129,011,492
Al-Khatam Telecom	TZNI	4.790	5.000	4.770	4.810	4.710	4.880	4.790	1.88	34	590,270	2,840,466
Total of Telecommunication Sector										284	8,720,820	131,851,958
Insurance Sector												
Al-Ameen for Insurance	NAME	0.860	0.900	0.810	0.820	0.900	0.900	0.900	0.00	6	902,052	740,218
Total of Insurance Sector										6	902,052	740,218
Service Sector												
Baghdad -Iraq Transportation	SBPT	22.500	22.500	22.330	22.330	22.500	22.330	22.500	-0.76	4	50,132	1,119,470
Mamoura Realestate	SMRI	3.210	3.230	3.200	3.220	3.210	3.200	3.210	-0.31	24	3,870,000	12,445,650
Total of Service Sector										28	3,920,132	13,565,120
Industrial Sector												
Baghdad Soft Drinks	IBSD	6.190	6.250	6.100	6.160	6.190	6.180	6.190	-0.16	197	39,994,357	246,485,092
Iraqi For Tufted Carpets	IITC	19.490	19.500	19.480	19.490	19.300	19.500	19.490	0.05	6	85,646	1,669,341
Al -Khazer Construction Material	IKHC	1.200	1.200	1.200	1.200	1.200	1.200	1.200	0.00	21	1,002,500	1,203,000
Al-Kindi of Veterinary Vaccines	IKLV	2.600	2.600	2.600	2.600	2.650	2.600	2.600	0.00	5	1,169,231	3,040,001
Al-Mansour Pharmaceuticals Ind	IMAP	2.470	2.490	2.210	2.470	2.450	2.210	2.450	-9.80	37	864,407	2,132,005
Modern Sewing	IMOS	5.350	5.350	5.350	5.350	5.360	5.350	5.350	0.00	6	481,084	2,573,799
Total of Industrial Sector										272	43,597,225	257,103,238
Hotels Sector												
Baghdad Hotel	HBAG	11.570	11.570	11.570	11.570	11.590	11.570	11.550	0.17	1	105	1,215
Mansour Hotel	HMAN	72.000	78.000	72.000	72.560	70.070	72.000	71.000	1.41	6	6,814	494,424
Al-Sadeer Hotel	HSAD	23.000	23.000	23.000	23.000	23.000	23.000	23.000	0.00	1	1,000	23,000
Tourist Village of Mosul dam	HTVM	14.050	14.050	14.050	14.050	14.050	14.050	14.050	0.00	3	4,799	67,426
Total of Hotels Sector										11	12,718	586,065
Agricultural Sector												
Babil Animal & Vegetable Production	ABAP	10.800	10.800	10.800	10.800	10.730	10.800	10.800	0.00	5	77,220	833,976
Modern for Animal Production	AMAP	0.360	0.360	0.360	0.360	0.360	0.360	0.360	0.00	8	14,025,594	5,049,214
Total of Agricultural Sector										13	14,102,814	5,883,190
Total Of Regular										1,259	1,297,002,258	955,068,437

Second Platform Market Bulletin No (96)



Company Name	Code	opening Price	highest price	lowest price	Average price	Prev Average price	Closing Price	prev closing price	change (%)	No.of Trades	Traded Volume	Traded Value
Banks Sector												
Credit Bank Of Iraq	BROI	0.560	0.580	0.560	0.580	0.570	0.580	0.560	3.57	4	198,641	115,010
Total of Banks Sector										4	198,641	115,010
Service Sector												
Al-Ameen Estate Investment	SAEI	1.680	1.680	1.680	1.680	1.680	1.680	1.680	0.00	5	135,000	226,800
Total of Industrial Sector										5	135,000	226,800
Industrial Sector												
Fallujah for construction Materi	IFCM	2.820	2.870	2.800	2.800	2.840	2.800	2.820	-0.71	6	464,121	1,299,791
Total of Industrial Sector										6	464,121	1,299,791
Hotels Sector												
Ashour Hotel	HASH	28.000	28.000	28.000	28.000	28.020	28.000	28.000	0.00	1	177	4,956
Total of Hotels Sector										1	177	4,956
Total of Non Regular										16	797,939	1,646,557

Undisclosed Platform Companies Bulletin No (96)



Company Name	Code	opening Price	highest price	lowest price	Average price	Prev Average price	Closing Price	prev closing price	change (%)	No.of Trades	Traded Volume	Traded Value
Service Sector												
AL-Badia for General Trans	SBAG	1.410	1.410	1.410	1.410	1.410	1.410	1.410	0.00	2	23,641	33,334
Total of Industrial Sector										2	23,641	33,334
Industrial Sector												
Electronic Industry	IELI	1.350	1.370	1.350	1.360	1.360	1.370	1.350	1.48	9	1,191,250	1,625,188
Al-Hilal Industries	IHLI	1.360	1.360	1.360	1.360	1.360	1.360	1.360	0.00	1	1,513	2,058
National Chemical &Plastic	INCP	1.910	1.910	1.910	1.910	1.910	1.910	1.910	0.00	1	13,089	25,000
The Light Industries	ITLI	1.250	1.250	1.230	1.230	1.260	1.230	1.250	-1.60	6	2,450,000	3,019,500
Total of Industrial Sector										17	3,655,852	4,671,745
Hotels Sector												
Palestine Hotel	HPAL	18.530	18.550	18.500	18.500	18.650	18.550	18.530	0.11	27	1,480,304	27,391,432
Total of Hotels Sector										27	1,480,304	27,391,432
Agricultural Sector												
Iraqi for Seed Production	AISP	5.090	5.190	5.090	5.150	5.080	5.140	5.080	1.18	69	9,869,600	50,858,808
Total of Agricultural Sector										69	9869600	50,858,808
Total of Undisclosed										115	15,029,397	82,955,319
Grand Total										1,390	1,312,829,594	1,039,670,313

Iraq Stock Exchange not trading companies of Wednesday 3/6/2026

Company Names	Code	Previous Average Price	Closing Price
Banks Sector			
Kurdistan International Bank	BKUI	1.200	1.200
Asia Al Iraq Islamic Bank	BAIB	0.950	0.950
Elaf Islamic Bank	BELF	0.230	0.240
National Islamic Bank	BNAI	1.100	1.100
Union Bank of Iraq	BUOI	0.160	0.160
Cihan Bank for Islamic Investment&Finan	BCIH	2.200	2.200
Insurance Sector			
Gulf Insurance	NGIR	0.450	0.450
Dar Al-Salam for Insurance	NDSA	0.780	0.780
Service Sector			
Kharkh Tour Amuzement City	SKTA	4.990	4.990
Al-Mosul for funfairs	SMOF	7.000	7.000
Rehab Karbalaa	HKAR	0.600	0.600
AL-Nukhba for Construction	SNUC	0.710	0.710
Industrial Sector			
Iraqi Carton Manufactories	IICM	2.460	2.470
Iraqi Date Processing and Marketing	IIDP	2.400	2.400
Metallic Industries and Bicycles	IMIB	1.910	1.910
Iraqi Engineering Works	IIEW	6.040	6.040
Ready Made Clothes	IRMC	2.300	2.300
Hotels Sector			
Babylon Hotel	HBAY	102.010	102.010
Agricultural Sector			
Middle East for Production- Fish	AMEF	5.990	5.990
Al-Ahlyia agricultural production	AAHP	2.110	2.110
Iraqi Agricultural Products	AIRP	9.000	9.000
Agricultural Products Meat	AIPM	4.500	4.500
Company Names	Code	Previous Average Price	Closing Price
Banks Sector			
International Islamic Bank	BINT	0.200	0.200
Al-Ataa Islamic Bank	BLAD	0.100	0.100
International Development Bank	BIDB	1.050	1.050
Al-Qabidh Islamic Bank	BQAB	0.090	0.090
AL- Mal Islamic Bank	BMAL	1.000	1.000
Region Trade Bank	BRTB	1.010	1.010
Al-Mashreq Al-Arabi Islamic Bank	BAMS	0.850	0.850
Arab Islamic Bank	BAAI	1.000	1.000
Al-Rajih Islamic Bank	BRAJ	1.000	1.000
Al-Mustashar Islamic Bank for Investmen	BMUI	1.000	1.000
Trust International Islamic Bank	BTRU	0.750	0.750
World Islamic Bank for Investment	BWOR	1.000	1.000
Al janoob Islamic Bank	BJAB	0.940	0.940
Ameen Al-Iraq Islamic Bank	BAME	1.000	1.000
Erbil Investment & FinanceBank	BERI	0.110	0.110
Insurance Sector			
Alahliya For Insurance	NAHF	0.820	0.820
Al-Hamraa for Insurance	NHAM	4.860	4.860
Investment Sector			
Al-Ameen for Financial Investment	VAMF	1.260	1.260
AL-Wiaam for Financial Investment	VWIF	0.690	0.690
Industrial Sector			
National Furniture Industries	IHFI	1.000	1.000
Baghdad for Packing Materials	IBPM	2.860	2.860
Modern chemical industries	IMCI	100.000	100.000
Service Sector			
Ibdaa Al-sharq Alwast General Contractir	SIBD	1.000	1.000
Company Names	Code	Previous Average Price	Closing Price
Banks Sector			
Al-Qurtas Islamic Bank	BQUR	1.000	1.000
Service Sector			
General Transportation	SIGT	1.500	1.500
Industrial Sector			
Modern Construction Materials	IMCM	1.150	1.150

Iraq Stock Exchange
Non Iraqis' Bulletin Wednesday Jun 3 2026
Regular Market



Non Iraqi Trading of Regular Market (Buy)

Company Names	Code	No.of trades	Traded Shares	Trading Volume
Banks Sector				
Bank Of Baghdad	BBOB	1	87,835	226,614
Total Bank sector		1	87,835	226,614
Grand Total		1	87,835	226,614

OTC Platform Trading Bulletin No (96)

Company Name	Code	highest price	lowest price	Average price	No.of Trades	Traded Volume	Traded Value
Banks Sector							
Al-Warka Bank	BWAI	0.160	0.150	0.150	7	7,210,448	1,092,567
Total Of Money Service Sector					7	7,210,448	1,092,567
Total					7	7,210,448	1,092,567

Not Trading OTC Companies

Company Name	Code	Previous Average price
Banks Sector		
Hammurabi Commercial Bank	BHAM	—
Al-Sanam Islamic Bank	BSAN	3.000
Industrial Sector		
Kirkuk producing constructional materials	IKFP	2.800
Money Service Sector		
Rabee Securities	FRSE	9.050
Karmal Brokerage	FKSX	10.000
Iraqi Deposit Insurance Corporation	FIDI	1.000
Ishtar Gate for e-Paymant	FISH	1.000
Sama Baghdad Exchange	FSBE	—
Insurance Sector		
Shatt Al Arab Insurance	NSHA	1.000
Al Badia Insurance	NBAD	—
Kurdistan Insurance	NKUI	0.500
Elaf Insurance	NELF	—
Dilina Insurance Company	NDIL	—



Not Trading Bonds Bulletin

Bond type	Publish type	Code	last trading price	immortilize date
Banaa Bonds /Million ID	Second	CB20	964,981	19/12/2025
Eamar Bonds /Million ID	First	CB30	1,001,095	—
Eamar Bonds /Million ID	Second	CB40	—	—
Eamar Bonds /500 Thousand ID	Third	CB45	—	—
Eamar Bonds /Million ID	Third	CB50	—	—
Injaz Bonds /500 Thousand ID	First	CB55	—	—
Injaz Bonds /Million ID	First	CB60	951,110	—
Injaz Bonds /500 Thousand ID	Second	CB65	511,000	—
Injaz Bonds /Million ID	Second	CB70	965,050	—
Injaz Bonds /500 Thousand ID	Third	CB75	—	—
Injaz Bonds /Million ID	Third	CB80	978,182	—
National Bonds/Million ID	First	CB90	—	—
National Bonds/500 Thousand ID	Second	CB95	—	—
National Bonds/Million ID	Second	CB100	—	—