

# Iraq Stock Exchange

Bulletin No (75)



سوق العراق للاوراق المالية  
IRAQ STOCK EXCHANGE

## ISX Trading Indices of Sunday 3/5/2026

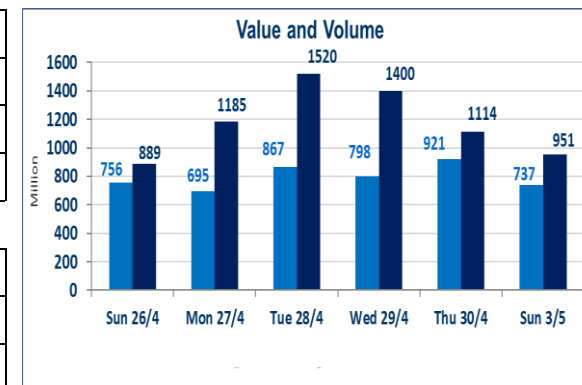
Traded Volume and OTC	737,825,533
-----------------------	-------------

Traded Value and OTC	951,402,034
----------------------	-------------

Traders	1083
---------	------

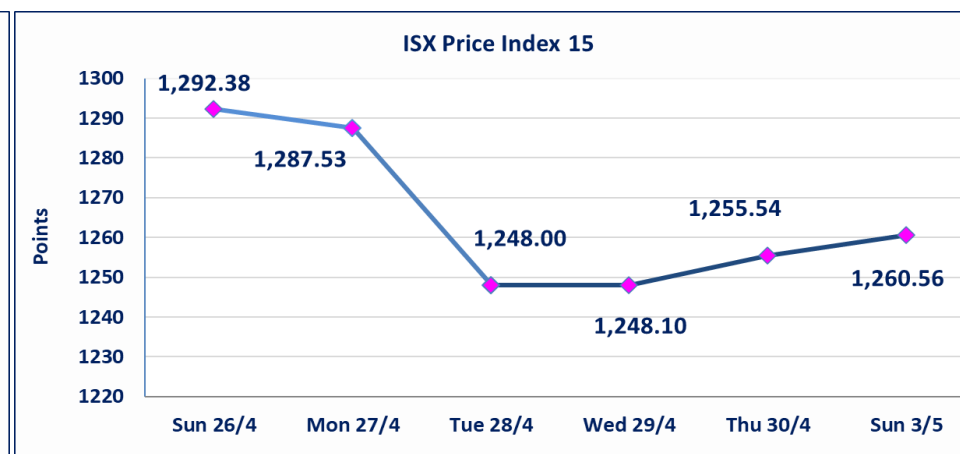
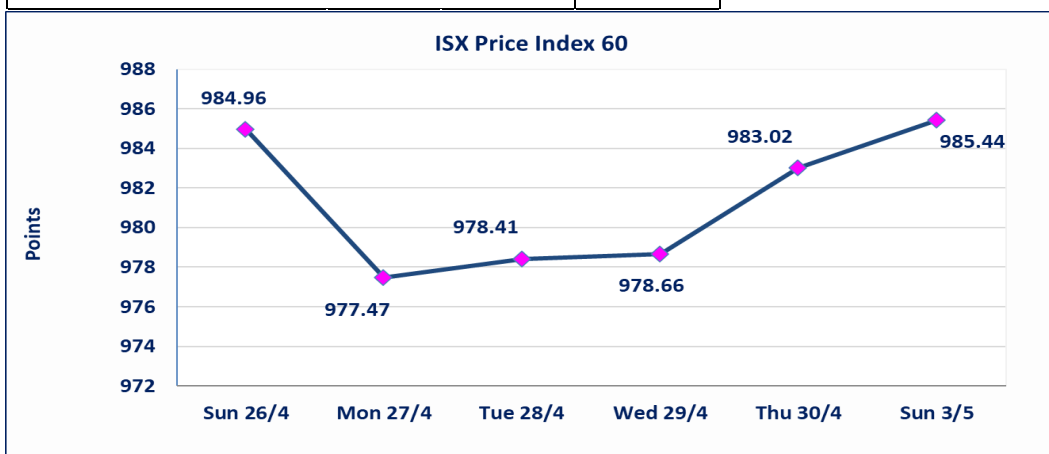
ISX Index 60	985.44
Previous ISX Index60	983.02
Change %	0.25
Change	2.42

ISX Index 15	1260.56
Previous ISX Index15	1255.54
Change %	0.40
Change	5.02



Listed Companies	104	OTC	14
Traded Listed Companies	57	OTC	1
GAM Companies	2		
Suspended Companies	9		

Non Traded listed	36	OTC	13
Higher Companies	15		
Lower Companies	5		



## ISX top gaining and losing companies

Sunday 3/5/2026

### Gainers

Company Name	Closing Price	Change (%)	Traded Volume
Al-Ameen for Financial Investmer	1.260	5.00	183,893
Al -Khazer Construction Materials	1.300	4.84	5,255
Economy Bank	0.230	4.55	31,678,170
Rehab Karbalaa	0.620	3.33	3,956
Gulf Commercial Bank	0.360	2.86	90,021,330

### Losers

Company Name	Closing Price	Change (%)	Traded Volume
Middle East Bank	0.090	-10.00	130,525,516
The Light Industries	1.210	-0.82	2,517,100
Al-Khatam Telecom	3.670	-0.81	364,165
Baghdad -Iraq Transportatoin	23.320	-0.34	463,551
Palestine Hotel	18.560	-0.22	182,195

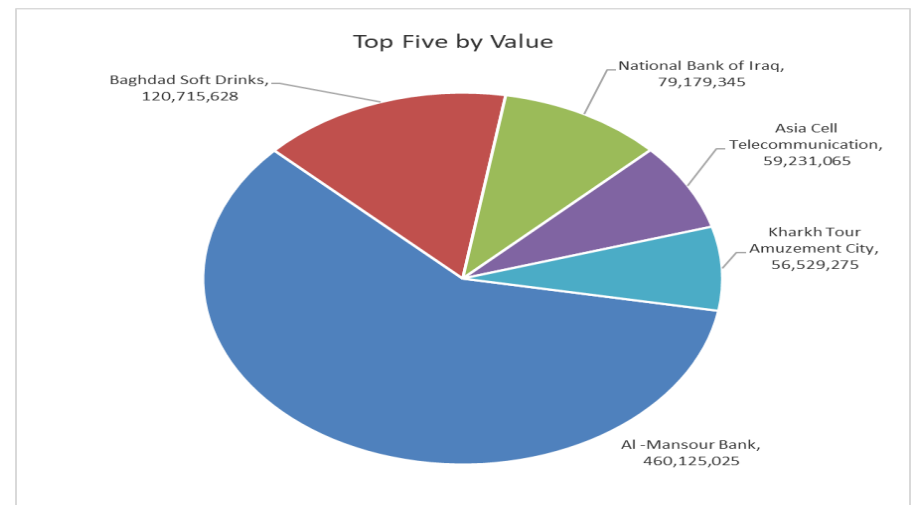
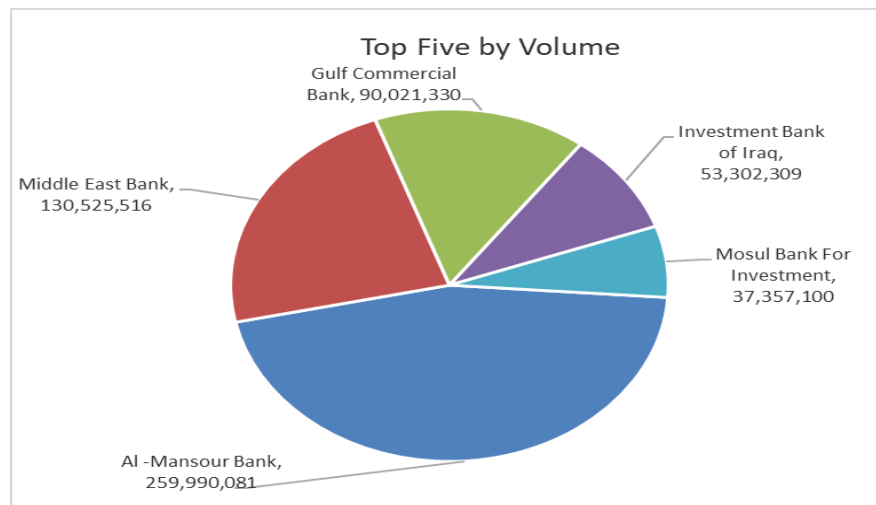
## The most active companies in term of traded volume and value

### Traded Volume

Company Name	Closing Price	Change (%)	Traded Volume
Al -Mansour Bank	1.780	1.71	259,990,081
Middle East Bank	0.090	-10.00	130,525,516
Gulf Commercial Bank	0.360	2.86	90,021,330
Investment Bank of Iraq	0.230	0.00	53,302,309
Mosul Bank For Investment	0.140	0.00	37,357,100

### Traded Value

Company Name	Closing Price	Change (%)	Traded Value
Al -Mansour Bank	1.780	1.71	460,125,025
Baghdad Soft Drinks	6.160	0.00	120,715,628
National Bank of Iraq	4.080	0.25	79,179,345
Asia Cell Telecommunication	16.800	0.90	59,231,065
Kharkh Tour Amuzement City	4.750	0.00	56,529,275



## Regular Market Bulletin No (76)



Company Name	Code	opening Price	highest price	lowest price	Average price	Prev Average price	Closing Price	prev closing price	change (%)	No.of Trades	Traded Volume	Traded Value
<b>Banks Sector</b>												
Ashur International Bank	BASH	0.240	0.240	0.240	0.240	0.240	0.240	0.240	0.00	2	1,104,497	265,079
Commercial Islamic Bank of Iraq	BCOI	0.660	0.660	0.660	0.660	0.660	0.660	0.660	0.00	12	4,397,358	2,902,256
Economy Bank	BEFI	0.230	0.230	0.230	0.230	0.220	0.230	0.220	4.55	12	31,678,170	7,285,979
Elaf Islamic Bank	BELF	0.250	0.250	0.250	0.250	0.250	0.250	0.250	0.00	3	6,887	1,722
Gulf Commercial Bank	BGUC	0.360	0.360	0.350	0.360	0.350	0.360	0.350	2.86	36	90,021,330	32,319,767
Investment Bank of Iraq	BIBI	0.230	0.240	0.230	0.230	0.230	0.230	0.230	0.00	25	53,302,309	12,262,168
Iraqi Islamic Bank	BIIB	1.080	1.080	1.080	1.080	1.080	1.080	1.080	0.00	21	3,730,417	4,028,850
Middle East Bank	BIME	0.100	0.100	0.090	0.090	0.090	0.090	0.100	-10.00	33	130,525,516	11,772,893
Kurdistan International Bank	BKUI	1.100	1.100	1.100	1.100	1.100	1.100	1.100	0.00	1	45,183	49,701
Mosul Bank For Investment	BMFI	0.140	0.140	0.130	0.140	0.140	0.140	0.140	0.00	9	37,357,100	5,206,494
Al -Mansour Bank	BMNS	1.750	1.790	1.750	1.770	1.740	1.780	1.750	1.71	261	259,990,081	460,125,025
National Bank of Iraq	BNOI	4.070	4.100	4.070	4.090	4.010	4.080	4.070	0.25	139	19,379,287	79,179,345
Sumer Commercial Bank	BSUC	0.180	0.190	0.180	0.180	0.180	0.190	0.190	0.00	11	20,752,523	3,741,454
Al-Taif Islamic Bank	BTIB	0.660	0.660	0.660	0.660	0.660	0.660	0.660	0.00	1	5,000	3,300
United Bank	BUND	0.050	0.050	0.050	0.050	0.050	0.050	0.050	0.00	2	2,000,000	100,000
Union Bank of Iraq	BUOI	0.170	0.170	0.170	0.170	0.170	0.170	0.170	0.00	1	5,847	994
<b>Total of Banks Sector</b>										<b>569</b>	<b>654,301,505</b>	<b>619,245,027</b>
<b>Telecommunication Sector</b>												
Asia Cell Telecommunication	TASC	16.700	16.800	16.680	16.730	16.670	16.800	16.650	0.90	80	3,539,984	59,231,065
Al-Khatam Telecom	TZNI	3.700	3.700	3.600	3.660	3.700	3.670	3.700	-0.81	11	364,165	1,333,326
<b>Total of Telecommunication Sector</b>										<b>91</b>	<b>3,904,149</b>	<b>60,564,391</b>
<b>Insurance Sector</b>												
Al-Ameen for Insurance	NAME	0.900	0.930	0.900	0.900	0.900	0.900	0.900	0.00	10	215,115	194,264
Dar Al-Salam for Insurance	NDSA	0.750	0.750	0.750	0.750	0.750	0.750	0.750	0.00	1	1,306	980
<b>Total of Insurance Sector</b>										<b>11</b>	<b>216,421</b>	<b>195,243</b>
<b>Service Sector</b>												
Baghdad -Iraq Transportation	SBPT	23.390	23.400	23.320	23.380	23.430	23.320	23.400	-0.34	14	463,551	10,835,690
Kharkh Tour Amuzement City	SKTA	4.750	4.750	4.750	4.750	4.750	4.750	4.750	0.00	36	11,900,900	56,529,275
Al-Mosul for funfairs	SMOF	7.000	7.000	7.000	7.000	7.000	7.000	7.000	0.00	1	20,000	140,000
Mamoura Realestate	SMRI	3.270	3.270	3.270	3.270	3.260	3.270	3.270	0.00	3	14,286	46,715
Rehab Karbalaa	HKAR	0.600	0.620	0.600	0.610	0.600	0.620	0.600	3.33	2	3,956	2,433
<b>Total of Service Sector</b>										<b>56</b>	<b>12,402,693</b>	<b>67,554,113</b>
<b>Industrial Sector</b>												
Baghdad Soft Drinks	IBSD	6.160	6.200	6.160	6.190	6.180	6.160	6.160	0.00	95	19,506,472	120,715,628
Iraqi Engineering Works	IIEW	6.350	6.350	6.350	6.350	6.350	6.350	6.350	0.00	1	180	1,143
Al -Khazer Construction Material	IKHC	1.240	1.300	1.240	1.290	1.240	1.300	1.240	4.84	2	5,255	6,756
Al-Kindi of Veterinary Vaccines	IKLV	2.450	2.500	2.450	2.480	2.480	2.500	2.500	0.00	4	20,000	49,500
Al-Mansour Pharmaceuticals Ind	IMAP	2.260	2.280	2.260	2.270	2.250	2.270	2.260	0.44	80	21,181,827	48,011,942
Modern Sewing	IMOS	5.360	5.550	5.360	5.450	5.360	5.500	5.360	2.61	20	708,772	3,864,919
<b>Total of Industrial Sector</b>										<b>202</b>	<b>41,422,506</b>	<b>172,649,887</b>
<b>Hotels Sector</b>												
Baghdad Hotel	HBAG	11.900	11.900	11.880	11.890	11.880	11.880	11.880	0.00	3	1,284	15,270
Babylon Hotel	HBAY	102.000	102.000	102.000	102.000	102.000	102.000	102.000	0.00	1	100	10,200
Ishtar Hotels	HISH	9.000	9.000	9.000	9.000	9.000	9.000	9.000	0.00	7	200,218	1,801,962
Mansour Hotel	HMAN	47.600	47.600	47.600	47.600	47.600	47.600	47.600	0.00	3	3,317	157,889
National for Tourist Investment	HNTI	9.000	9.000	9.000	9.000	9.000	9.000	9.000	0.00	2	307	2,763
Tourist Village of Mosul dam	HTVM	13.500	13.500	13.500	13.500	13.500	13.500	13.500	0.00	2	11,044	149,094
<b>Total of Hotels Sector</b>										<b>18</b>	<b>216,270</b>	<b>2,137,178</b>
<b>Agricultural Sector</b>												
Al-Ahlyia agricultural production	AAHP	2.110	2.110	2.110	2.110	2.110	2.110	2.110	0.00	1	463	977
Babil Animal & Vegetable Produ	ABAP	10.500	10.500	10.300	10.420	10.220	10.500	10.500	0.00	20	224,167	2,336,626
Agricultural Products Meat	AIPM	4.450	4.450	4.450	4.450	4.450	4.450	4.450	0.00	2	608	2,706
Modern for Animal Production	AMAP	0.360	0.370	0.360	0.360	0.360	0.370	0.360	2.78	6	2,580,445	929,195
<b>Total of Agricultural Sector</b>										<b>29</b>	<b>2,805,683</b>	<b>3,269,503</b>
<b>Total Of Regular</b>										<b>976</b>	<b>715,269,227</b>	<b>925,615,342</b>

**Second Platform Market Bulletin No (76)**



Company Name	Code	opening Price	highest price	lowest price	Average price	Prev Average price	Closing Price	prev closing price	change (%)	No.of Trades	Traded Volume	Traded Value
<b>Banks Sector</b>												
Al-Ataa Islamic Bank	BLAD	0.100	0.100	0.100	0.100	0.100	0.100	0.100	0.00	2	150,000	15,000
Credit Bank Of Iraq	BROI	0.570	0.580	0.570	0.580	0.570	0.580	0.570	1.75	12	12,094,752	7,014,928
Region Trade Bank	BRTB	1.010	1.010	1.010	1.010	1.010	1.010	1.010	0.00	1	200,000	202,000
<b>Total of Banks Sector</b>										<b>15</b>	<b>12,444,752</b>	<b>7,231,928</b>
<b>Investment Sector</b>												
Al-Ameen for Financial Investm	VAMF	1.260	1.260	1.260	1.260	1.200	1.260	1.200	5.00	1	183,893	231,705
<b>Total of Investment Sector</b>										<b>1</b>	<b>183,893</b>	<b>231,705</b>
<b>Service Sector</b>												
Al-Ameen Estate Investment	SAEI	1.710	1.750	1.710	1.750	1.710	1.750	1.710	2.34	4	101,018	176,732
<b>Total of Industrial Sector</b>										<b>4</b>	<b>101,018</b>	<b>176,732</b>
<b>Industrial Sector</b>												
Fallujah for construction Materi	IFCM	2.770	2.770	2.720	2.740	2.710	2.720	2.700	0.74	7	703,610	1,930,500
National Furniture Industries	IHFI	0.860	0.860	0.860	0.860	0.860	0.860	0.860	0.00	2	1,191	1,024
<b>Total of Industrial Sector</b>										<b>9</b>	<b>704,801</b>	<b>1,931,524</b>
<b>Hotels Sector</b>												
Ashour Hotel	HASH	29.030	29.030	29.030	29.030	29.030	29.030	29.030	0.00	3	3,800	110,314
<b>Total of Hotels Sector</b>										<b>3</b>	<b>3,800</b>	<b>110,314</b>
<b>Total of Non Regular</b>										<b>32</b>	<b>13,438,264</b>	<b>9,682,203</b>

**Undisclosed Platform Companies Bulletin No (76)**



Company Name	Code	opening Price	highest price	lowest price	Average price	Prev Average price	Closing Price	prev closing price	change (%)	No.of Trades	Traded Volume	Traded Value
<b>Service Sector</b>												
AL-Badia for General Trans	SBAG	1.310	1.310	1.310	1.310	1.310	1.310	1.310	0.00	2	18,970	24,851
<b>Total of Industrial Sector</b>										<b>2</b>	<b>18,970</b>	<b>24,851</b>
<b>Industrial Sector</b>												
Electronic Industry	IELI	1.510	1.510	1.500	1.510	1.500	1.500	1.500	0.00	5	210,653	317,086
Al-Hilal Industries	IHLI	1.350	1.350	1.350	1.350	1.350	1.350	1.350	0.00	9	976,363	1,318,090
Iraqi Carton Manufactories	IICM	2.510	2.550	2.510	2.530	2.510	2.550	2.510	1.59	6	243,012	615,654
National Chemical &Plastic	INCP	1.880	1.890	1.880	1.880	1.890	1.890	1.890	0.00	2	100,531	189,004
The Light Industries	ITLI	1.220	1.230	1.210	1.210	1.210	1.210	1.220	-0.82	12	2,517,100	3,052,684
<b>Total of Industrial Sector</b>										<b>34</b>	<b>4,047,659</b>	<b>5,492,518</b>
<b>Hotels Sector</b>												
Palestine Hotel	HPAL	18.600	18.600	18.500	18.550	18.500	18.560	18.600	-0.22	13	182,195	3,380,330
<b>Total of Hotels Sector</b>										<b>13</b>	<b>182,195</b>	<b>3,380,330</b>
<b>Agricultural Sector</b>												
Iraqi for Seed Production	AISP	4.830	4.850	4.830	4.840	4.830	4.830	4.830	0.00	17	1,359,579	6,575,054
<b>Total of Agricultural Sector</b>										<b>17</b>	<b>1,359,579</b>	<b>6,575,054</b>
<b>Total of Undisclosed</b>										<b>66</b>	<b>5,608,403</b>	<b>15,472,753</b>
<b>Grand Total</b>										<b>1,074</b>	<b>734,315,894</b>	<b>950,770,299</b>

## Iraq Stock Exchange not trading companies of Sunday 3/5/2026

Company Names	Code	Previous Average Price	Closing Price
<b>Banks Sector</b>			
National Islamic Bank	BNAI	1.000	1.000
Asia Al Iraq Islamic Bank	BAIB	0.780	0.780
Cihan Bank for Islamic Investment&Finan	BCIH	2.200	2.200
<b>Insurance Sector</b>			
Gulf Insurance	NGIR	0.430	0.430
<b>Service Sector</b>			
AL-Nukhba for Construction	SNUC	0.710	0.710
<b>Industrial Sector</b>			
Iraqi For Tufted Carpets	IITC	19.200	19.200
Ready Made Clothes	IRMC	2.300	2.300
Metallic Industries and Bicycles	IMIB	1.900	1.900
<b>Hotels Sector</b>			
Al-Sadeer Hotel	HSAD	23.000	23.000
<b>Agricultural Sector</b>			
Iraqi Agricultural Products	AIRP	10.000	10.000
Middle East for Production- Fish	AMEF	5.990	5.990
Company Names	Code	Previous Average Price	Closing Price
<b>Banks Sector</b>			
International Islamic Bank	BINT	0.200	0.200
Trans Iraq Bank Investment	BTRI	0.310	0.310
AL- Mal Islamic Bank	BMAL	1.000	1.000
Erbil Investment & FinanceBank	BERI	0.110	0.110
International Development Bank	BIDB	1.050	1.050
Al-Mashreq Al-Arabi Islamic Bank	BAMS	0.850	0.850
Iraq Noor Islamic Bank for Investment	BINI	0.250	0.250
Arab Islamic Bank	BAAI	1.000	1.000
Al-Rajih Islamic Bank	BRAJ	1.000	1.000
AL-Anssari Islamic Bank	BANS	0.050	0.050
Al-Mustashar Islamic Bank for Investmen	BMUI	1.000	1.000
Trust International Islamic Bank	BTRU	0.750	0.750
World Islamic Bank for Investment	BWOR	1.000	1.000
Al janoob Islamic Bank	BJAB	0.940	0.940
Ameen Al-Iraq Islamic Bank	BAME	1.000	1.000
<b>Investment Sector</b>			
AL-Wiaam for Financial Investment	VWIF	0.690	0.690
<b>Insurance Sector</b>			
Al-Hamraa for Insurance	NHAM	4.750	4.750
Alahliya For Insurance	NAHF	0.850	0.850
<b>Industrial Sector</b>			
Baghdad for Packing Materials	IBPM	2.860	2.860
Modern chemical industries	IMCI	100.000	100.000
<b>Service Sector</b>			
Ibdaa Al-sharq Alwast General Contractir	SIBD	1.000	1.000
<b>Agricultural Sector</b>			
AL-Rebass for Poultry&feed	AREB	-	-
Company Names	Code	Previous Average Price	Closing Price
<b>Banks Sector</b>			
Al-Qurtas Islamic Bank	BQUR	1.000	1.000
<b>Service Sector</b>			
General Transportation	SIGT	1.740	1.740
<b>Industrial Sector</b>			
Modern Construction Materials	IMCM	1.300	1.300

Iraq Stock Exchange  
 Non Iraqis' Bulletin Sunday May 3 2026  
 Regular Market



Non Iraqi Trading of Regular Market (Buy)

Company Names	Code	No.of trades	Traded Shares	Trading Volume
<b>Industry Sector</b>				
Al-Mansour Pharmaceuticals Indu	IMAP	2	50,000	113,500
<b>Total Industry sector</b>		2	50,000	113,500
<b>Telecommunication Sector</b>				
Asia cell	TASC	1	15,000	250,500
<b>Total Telecommunication sector</b>		1	15,000	250,500
<b>Grand Total</b>		3	65,000	364,000

Non Iraqi Trading of Regular Market (Sell)

Company Names	Code	No.of trades	Traded Shares	Trading Volume
<b>Banks Sector</b>				
National Bank Of Iraq	BNOI	12	502,000	2,043,160
<b>Total Bank sector</b>		12	502,000	2,043,160
<b>Grand Total</b>		12	502,000	2,043,160

Non Iraqi Trading of Second Market (BUY)

Company Names	Code	No.of trades	Traded Shares	Trading Volume
<b>Banks Sector</b>				
Region Trade Bank	BRTB	1	200,000	202,000
<b>Total Bank sector</b>		1	200,000	202,000
<b>Grand Total</b>		1	200,000	202,000

## OTC Platform Trading Bulletin No (76)

Company Name	Code	highest price	lowest price	Average price	No.of Trades	Traded Volume	Traded Value
<b>Banks Sector</b>							
Al-Warka Bank	BWAI	0.180	0.180	0.180	9	3,509,639	631,735
Total Of Money Service Sector					9	3,509,639	631,735
<b>Total</b>					<b>9</b>	<b>3,509,639</b>	<b>631,735</b>

## Not Trading OTC Companies

Company Name	Code	Previous Average price
<b>Banks Sector</b>		
Hammurabi Commercial Bank	BHAM	—
Al-Sanam Islamic Bank	BSAN	3.000
<b>Industrial Sector</b>		
Kirkuk producing constructional materials	IKFP	2.750
<b>Money Service Sector</b>		
Karmal Brokerage	FKSX	10.000
Iraqi Deposit Insurance Corporation	FIDI	1.000
Rabee Securities	FRSE	9.500
Ishtar Gate for e-Paymant	FISH	1.000
Sama Baghdad Exchange	FSBE	—
<b>Insurance Sector</b>		
Shatt Al Arab Insurance	NSHA	1.000
Al Badia Insurance	NBAD	—
Kurdistan Insurance	NKUI	0.500
Elaf Insurance	NELF	—
Dilina Insurance Company	NDIL	—

Iraq Stock Exchange

Sunday 3/5/2026



سوق العراق للاوراق المالية  
IRAQ STOCK EXCHANGE

## Not Trading Bonds Bulletin

Bond type	Publish type	Code	last trading price	immortilize date
Banaa Bonds /Million ID	Second	CB20	964,981	19/12/2025
Eamar Bonds /Million ID	First	CB30	1,001,095	—
Eamar Bonds /Million ID	Second	CB40	—	—
Eamar Bonds /500 Thousand ID	Third	CB45	—	—
Eamar Bonds /Million ID	Third	CB50	—	—
Injaz Bonds /500 Thousand ID	First	CB55	—	—
Injaz Bonds /Million ID	First	CB60	951,110	—
Injaz Bonds /500 Thousand ID	Second	CB65	507,301	—
Injaz Bonds /Million ID	Second	CB70	965,050	—
Injaz Bonds /500 Thousand ID	Third	CB75	—	—
Injaz Bonds /Million ID	Third	CB80	978,182	—
National Bonds/Million ID	First	CB90	—	—
National Bonds/500 Thousand ID	Second	CB95	—	—
National Bonds/Million ID	Second	CB100	—	—