

# Iraq Stock Exchange

Bulletin No (41)



سوق العراق للأوراق المالية  
IRAQ STOCK EXCHANGE

## ISX Trading Indices of Tuesday 3/3/2026

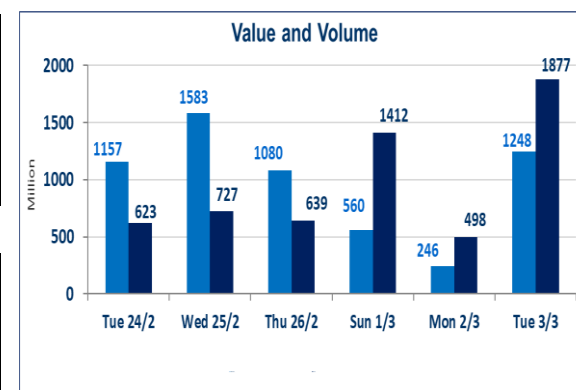
Traded Volume and OTC	1,248,277,373
-----------------------	---------------

Traded Value and OTC	1,877,570,628
----------------------	---------------

Traders	1121
---------	------

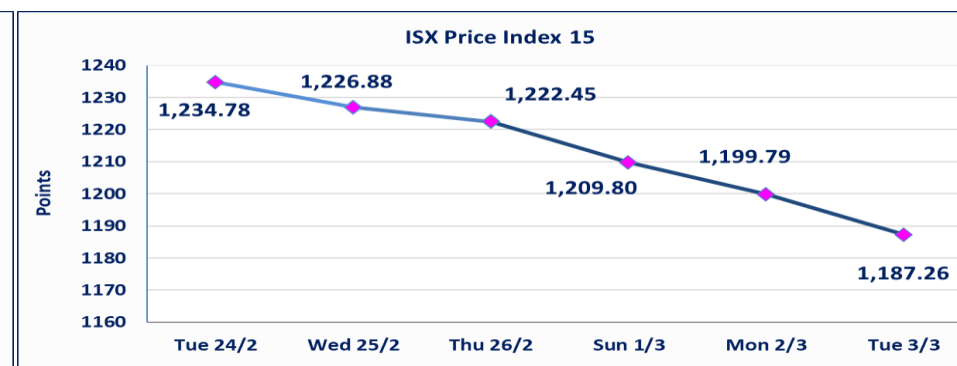
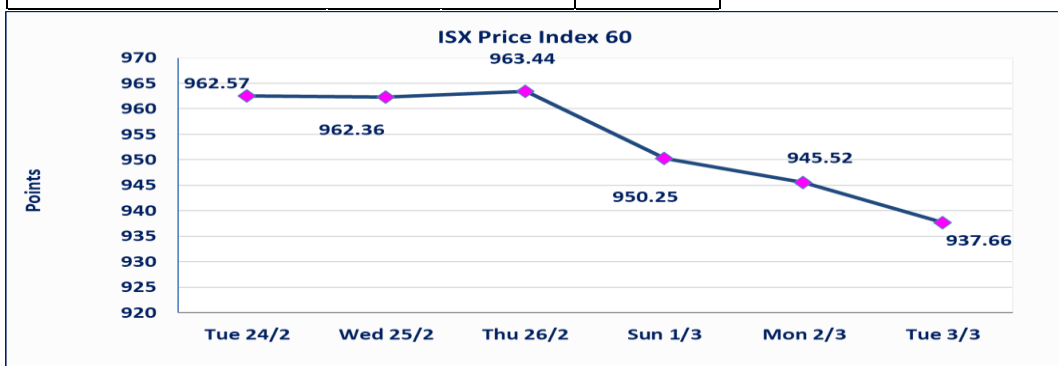
ISX Index 60	937.66
Previous ISX Index60	945.52
Change %	-0.83
Change	-7.86

ISX Index 15	1187.26
Previous ISX Index15	1199.79
Change %	-1.04
Change	-12.53



Listed Companies	104	OTC	14
Traded Listed Companies	45	OTC	2
GAM Companies	0		
Suspended Companies	10		

Non Traded listed	49	OTC	12
Higher Companies	6		
Lower Companies	24		



special orders	Elaf Brokerage Company executed a deliberate cross order on the shares of the Iraqi Deposit Guarantee Company with a number of shares (789,472,680) shares with a value of (789,472,680) billion dinars, during the additional session time (after 1 pm) in accordance with the procedures for executing large transactions.
----------------	------------------------------------------------------------------------------------------------------------------------------------------------------------------------------------------------------------------------------------------------------------------------------------------------------------------------------

## ISX top gaining and losing companies

Tuesday 3/3/2026

### Gainers

Company Name	Closing Price	Change (%)	Traded Volume
Middle East Bank	0.070	16.67	82,244
Sumer Commercial Bank	0.140	7.69	2,000,000
National Islamic Bank	0.750	4.17	250,000
Babil Animal & Vegetable Product	6.950	3.73	137,662
Iraqi Islamic Bank	0.980	1.03	1,047,413

### Losers

Company Name	Closing Price	Change (%)	Traded Volume
Mansour Hotel	47.500	-5.00	11,000
Al -Khazer Construction Materials	1.150	-4.96	1,028,961
The Light Industries	1.210	-4.72	6,141,463
Investment Bank of Iraq	0.210	-4.55	54,220,000
Modern Construction Materials	1.090	-4.39	10,000

### The most active companies in term of traded volume and value

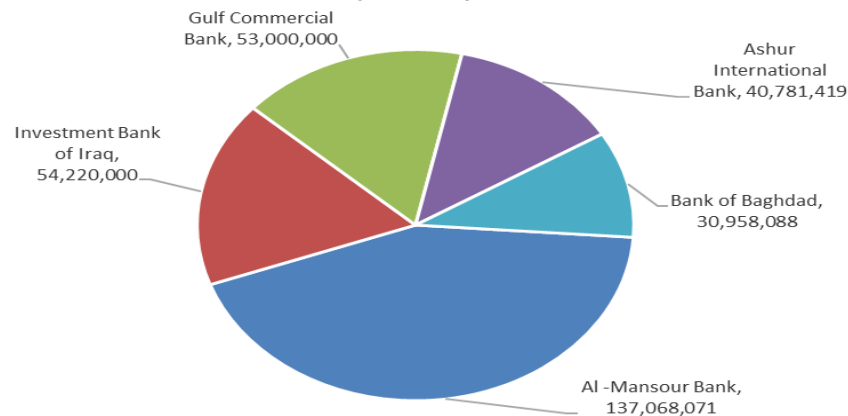
#### Traded Volume

Company Name	Closing Price	Change (%)	Traded Volume
Al -Mansour Bank	2.020	1.00	137,068,071
Investment Bank of Iraq	0.210	-4.55	54,220,000
Gulf Commercial Bank	0.310	0.00	53,000,000
Ashur International Bank	0.230	0.00	40,781,419
Bank of Baghdad	2.970	-1.98	30,958,088

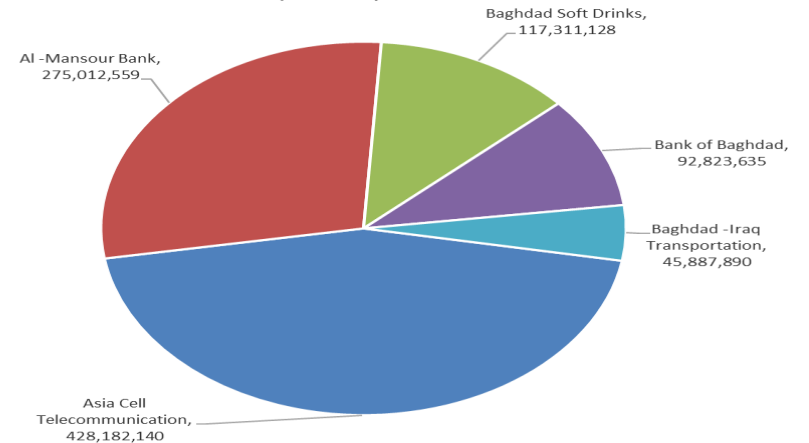
#### Traded Value

Company Name	Closing Price	Change (%)	Traded Value
Asia Cell Telecommunication	14.100	-2.29	428,182,140
Al -Mansour Bank	2.020	1.00	275,012,559
Baghdad Soft Drinks	5.640	-1.05	117,311,128
Bank of Baghdad	2.970	-1.98	92,823,635
Baghdad -Iraq Transportation	21.000	-0.99	45,887,890

#### Top Five by Volume



#### Top Five by Value



## Regular Market Bulletin No (41)



Company Name	Code	opening Price	highest price	lowest price	Average price	Prev Average price	Closing Price	prev closing price	change (%)	No.of Trades	Traded Volume	Traded Value
<b>Banks Sector</b>												
Ashur International Bank	BASH	0.230	0.230	0.230	0.230	0.230	0.230	0.230	0.00	22	40,781,419	9,379,726
Bank of Baghdad	BBOB	3.050	3.050	2.970	3.000	3.060	2.970	3.030	-1.98	105	30,958,088	92,823,635
Commercial Islamic Bank of Iraq	BCOI	0.660	0.660	0.650	0.650	0.660	0.650	0.660	-1.52	12	9,811,353	6,378,888
Economy Bank	BEFI	0.220	0.220	0.220	0.220	0.220	0.220	0.220	0.00	1	2,000	440
Gulf Commercial Bank	BGUC	0.310	0.310	0.300	0.300	0.310	0.310	0.310	0.00	22	53,000,000	16,080,000
Investment Bank of Iraq	BIBI	0.220	0.220	0.210	0.210	0.220	0.210	0.220	-4.55	13	54,220,000	11,486,200
Iraqi Islamic Bank	BIIB	0.970	0.980	0.970	0.980	0.970	0.980	0.970	1.03	7	1,047,413	1,026,011
Middle East Bank	BIME	0.070	0.070	0.070	0.070	0.060	0.070	0.060	16.67	9	82,244	5,757
Kurdistan International Bank	BKUI	1.110	1.110	1.110	1.110	1.150	1.110	1.150	-3.48	3	117,910	130,880
Mosul Bank For Investment	BMFI	0.130	0.130	0.130	0.130	0.130	0.130	0.130	0.00	1	500,000	65,000
Al -Mansour Bank	BMNS	2.000	2.020	1.980	2.010	1.990	2.020	2.000	1.00	116	137,068,071	275,012,559
National Islamic Bank	BNAI	0.750	0.750	0.750	0.750	0.720	0.750	0.720	4.17	1	250,000	187,500
National Bank of Iraq	BNOI	4.710	4.710	4.600	4.630	4.710	4.680	4.710	-0.64	41	2,213,881	10,247,518
<b>Total of Banks Sector</b>										353	330,052,379	422,824,115
<b>Telecommunication Sector</b>												
Asia Cell Telecommunication	TASC	14.420	14.420	13.950	14.030	14.540	14.100	14.430	-2.29	350	30,515,314	428,182,140
Al-Khatam Telecom	TZNI	3.360	3.360	3.360	3.360	3.310	3.360	3.360	0.00	4	20,916	70,278
<b>Total of Telecommunication Sector</b>										354	30,536,230	428,252,418
<b>Insurance Sector</b>												
Al-Ameen for Insurance	NAME	0.950	0.950	0.910	0.910	0.950	0.910	0.950	-4.21	3	358,370	326,452
<b>Total of Insurance Sector</b>										3	358,370	326,452
<b>Service Sector</b>												
Baghdad -Iraq Transportation	SBPT	21.210	21.210	20.170	20.480	21.400	21.000	21.210	-0.99	73	2,240,088	45,887,890
Kharkh Tour Amuzement City	SKTA	4.000	4.000	4.000	4.000	4.000	4.000	4.000	0.00	1	375	1,500
Al-Mosul for funfairs	SMOF	6.920	6.920	6.690	6.910	6.920	6.690	6.920	-3.32	2	2,100,000	14,509,000
Mamoura Realestate	SMRI	3.130	3.130	3.100	3.100	3.120	3.100	3.110	-0.32	5	207,500	643,475
Rehab Karbalaa	HKAR	0.680	0.680	0.680	0.680	0.690	0.680	0.690	-1.45	1	16,079	10,934
<b>Total of Service Sector</b>										82	4,564,042	61,052,799
<b>Industrial Sector</b>												
Baghdad Soft Drinks	IBSD	5.700	5.710	5.640	5.670	5.690	5.640	5.700	-1.05	81	20,691,763	117,311,128
Iraqi Date Processing and Marke	IIDP	2.600	2.600	2.600	2.600	2.600	2.600	2.600	0.00	2	100,000	260,000
Iraqi For Tufted Carpets	IITC	17.000	17.000	17.000	17.000	17.000	17.000	17.000	0.00	2	1,192	20,264
Al -Khazer Construction Material	IKHC	1.200	1.200	1.150	1.160	1.210	1.150	1.210	-4.96	7	1,028,961	1,191,855
Al-Mansour Pharmaceuticals Inc	IMAP	2.020	2.020	2.000	2.000	2.020	2.000	2.020	-0.99	58	5,121,405	10,243,634
Modern Sewing	IMOS	5.300	5.300	5.300	5.300	5.210	5.300	5.300	0.00	1	1,875	9,938
Ready Made Clothes	IRMC	2.100	2.100	2.100	2.100	2.100	2.100	2.100	0.00	2	8,000	16,800
<b>Total of Industrial Sector</b>										153	26,953,196	129,053,618
<b>Hotels Sector</b>												
Baghdad Hotel	HBAG	11.510	11.510	11.510	11.510	11.510	11.510	11.510	0.00	1	864	9,945
Ishtar Hotels	HISH	8.820	8.820	8.500	8.510	8.820	8.500	8.820	-3.63	12	212,817	1,810,569
Mansour Hotel	HMAN	47.500	47.500	47.500	47.500	50.000	47.500	50.000	-5.00	4	11,000	522,500
<b>Total of Hotels Sector</b>										17	224,681	2,343,013
<b>Agricultural Sector</b>												
Al-Ahlyia agricultural production	AAHP	3.050	3.050	3.050	3.050	3.050	3.050	3.050	0.00	2	3,259	9,940
Babil Animal & Vegetable Produ	ABAP	7.000	7.000	6.950	6.980	6.690	6.950	6.700	3.73	12	137,662	960,984
Modern for Animal Production	AMAP	0.360	0.360	0.360	0.360	0.360	0.360	0.360	0.00	2	25,000	9,000
<b>Total of Agricultural Sector</b>										16	165,921	979,924
<b>Total Of Regular</b>										978	392,854,819	1,044,832,338

**Second Platform Market Bulletin No (41)**



Company Name	Code	opening Price	highest price	lowest price	Average price	Prev Average price	Closing Price	prev closing price	change (%)	No.of Trades	Traded Volume	Traded Value
<b>Industrial Sector</b>												
Al-Ameen Estate Investment	SAEI	1.700	1.700	1.650	1.690	1.690	1.700	1.720	-1.16	13	1,545,000	2,616,400
<b>Total of Industrial Sector</b>										13	1,545,000	2,616,400
<b>Industrial Sector</b>												
Fallujah for construction Materi	IFCM	2.760	2.760	2.700	2.730	2.790	2.700	2.790	-3.23	15	1,650,000	4,509,000
<b>Total of Industrial Sector</b>										15	1,650,000	4,509,000
<b>Total of Non Regular</b>										28	3,195,000	7,125,400

**Undisclosed Platform Companies Bulletin No (41)**



Company Name	Code	opening Price	highest price	lowest price	Average price	Prev Average price	Closing Price	prev closing price	change (%)	No.of Trades	Traded Volume	Traded Value
<b>Banks Sector</b>												
Sumer Commercial Bank	BSUC	0.130	0.140	0.130	0.130	0.130	0.140	0.130	7.69	2	2,000,000	265,000
<b>Total of Banks Sector</b>										2	2,000,000	265,000
<b>Industrial Sector</b>												
General Transportation	SIGT	1.750	1.750	1.750	1.750	1.750	1.750	1.750	0.00	2	57,370	100,398
<b>Total of Industrial Sector</b>										2	57,370	100,398
<b>Industrial Sector</b>												
Electronic Industry	IELI	1.800	1.800	1.750	1.790	1.800	1.750	1.760	-0.57	10	1,035,993	1,853,162
Iraqi Carton Manufactories	IICM	2.450	2.480	2.370	2.420	2.370	2.370	2.370	0.00	12	360,067	870,457
Modern Construction Materials	IMCM	1.090	1.090	1.090	1.090	1.150	1.090	1.140	-4.39	1	10,000	10,900
National Chemical &Plastic	INCP	1.800	1.800	1.800	1.800	1.860	1.800	1.850	-2.70	3	110,000	198,000
The Light Industries	ITLI	1.250	1.250	1.210	1.230	1.280	1.210	1.270	-4.72	23	6,141,463	7,554,114
<b>Total of Industrial Sector</b>										49	7,657,523	10,486,634
<b>Hotels Sector</b>												
Palestine Hotel	HPAL	19.100	19.100	18.500	18.710	19.200	18.500	19.200	-3.65	14	313,622	5,867,372
<b>Total of Hotels Sector</b>										14	313,622	5,867,372
<b>Agricultural Sector</b>												
Iraqi for Seed Production	AISP	4.890	4.910	4.890	4.900	4.920	4.910	4.960	-1.01	30	2,635,359	12,908,107
<b>Total of Agricultural Sector</b>										30	2635359	12,908,107
<b>Total of Undisclosed</b>										97	12,663,874	29,627,509
<b>Grand Total</b>										1,103	408,713,693	1,081,585,248

**Iraq Stock Exchange not trading companies of Tuesday 3/3/2026**

Company Names	Code	Previous Average Price	Closing Price
<b>Banks Sector</b>			
Elaf Islamic Bank	BELF	0.260	0.260
Al-Taif Islamic Bank	BTIB	0.700	0.700
United Bank	BUND	0.050	0.050
Union Bank of Iraq	BUOI	0.170	0.170
Asia Al Iraq Islamic Bank	BAIB	0.780	0.780
Cihan Bank for Islamic Investment&Finan	BCIH	2.200	2.200
<b>Insurance Sector</b>			
Gulf Insurance	NGIR	0.450	0.450
Dar Al-Salam for Insurance	NDSA	0.700	0.700
<b>Service Sector</b>			
AL-Nukhba for Construction	SNUC	0.710	0.770
<b>Industrial Sector</b>			
Al-Kindi of Veterinary Vaccines	IKLV	2.500	2.400
Metallic Industries and Bicycles	IMIB	1.850	1.850
Iraqi Engineering Works	IIEW	5.500	5.500
<b>Hotels Sector</b>			
National for Tourist Investment	HNTI	9.000	9.000
Tourist Village of Mosul dam	HTVM	13.000	13.000
Babylon Hotel	HBAY	100.030	100.000
Al-Sadeer Hotel	HSAD	23.020	23.000
<b>Agricultural Sector</b>			
Agricultural Products Meat	AIPM	4.600	4.600
Middle East for Production- Fish	AMEF	6.000	6.000
Iraqi Agricultural Products	AIRP	10.000	10.000
Company Names	Code	Previous Average Price	Closing Price
<b>Banks Sector</b>			
International Development Bank	BIDB	1.050	1.050
Credit Bank Of Iraq	BROI	0.590	0.590
International Islamic Bank	BINT	0.200	0.200
Al-Ataa Islamic Bank	BLAD	0.100	0.100
Arab Islamic Bank	BAAI	1.000	1.000
Iraq Noor Islamic Bank for Investment	BINI	0.250	0.250
Al-Rajih Islamic Bank	BRAJ	1.000	1.000
Erbil Investment & FinanceBank	BERI	0.110	0.110
AL-Anssari Islamic Bank	BANS	0.050	0.050
Trans Iraq Bank Investment	BTRI	0.310	0.310
Al-Mashreq Al-Arabi Islamic Bank	BAMS	0.850	0.850
Al-Mustashar Islamic Bank for Investmen	BMUI	1.000	1.000
Al-Qabidh Islamic Bank	BQAB	0.090	0.090
Trust International Islamic Bank	BTRU	0.750	0.750
Region Trade Bank	BRTB	1.000	1.000
World Islamic Bank for Investment	BWOR	1.000	1.000
Al janoob Islamic Bank	BJAB	0.940	0.940
Ameen Al-Iraq Islamic Bank	BAME	1.000	1.000
<b>Investment Sector</b>			
Al-Ameen for Financial Investment	VAMF	1.200	1.200
<b>Insurance Sector</b>			
Al-Hamraa for Insurance	NHAM	3.300	3.300
Alahliya For Insurance	NAHF	0.850	0.850
<b>Industrial Sector</b>			
Baghdad for Packing Materials	IBPM	3.000	3.000
National Furniture Industries	IHFI	1.000	1.000
Modern chemical industries	IMCI	100.000	100.000
<b>Service Sector</b>			
Ibdaa Al-sharq Alwast General Contractin	SIBD	1.000	1.000
<b>Hotels Sector</b>			
Ashour Hotel	HASH	27.000	27.000
<b>Agricultural Sector</b>			
AL-Rebass for Poultry&feed	AREB	-	-
Company Names	Code	Previous Average Price	Closing Price
<b>Banks Sector</b>			
Al-Qurtas Islamic Bank	BQUR	1.000	1.000
<b>Service Sector</b>			
AL-Badia for General Trans	SBAG	0.880	0.880
<b>Industrial Sector</b>			
Al-Hilal Industries	IHLI	1.450	1.450

**Iraq Stock Exchange**  
**Non Iraqis' Bulletin Thursday March 3 2026**  
**Regular Market**



**Non Iraqi Trading of Regular Market (Sell)**

<b>Company Names</b>	<b>Code</b>	<b>No.of trades</b>	<b>Traded Shares</b>	<b>Trading Volume</b>
<b>Telecommunication Sector</b>				
<b>Asia cell</b>	<b>TASC</b>	<b>18</b>	<b>6,000,000</b>	<b>84,008,725</b>
<b>Total Telecommunication sector</b>		<b>18</b>	<b>6,000,000</b>	<b>84,008,725</b>
<b>Grand Total</b>		<b>18</b>	<b>6,000,000</b>	<b>84,008,725</b>

# Iraq Stock Exchange

Tuesday 3/3/2026



## OTC Platform Trading Bulletin No (41)

Company Name	Code	highest price	lowest price	Average price	No.of Trades	Traded Volume	Traded Value
<b>Banks Sector</b>							
Al-Warka Bank	BWAI	0.130	0.130	0.130	16	50,090,000	6,511,700
<b>Total Of Money Service Sector</b>					16	50,090,000	6,511,700
<b>Money Service Sector</b>							
Iraqi Deposit Insurance Corpor	FIDI	1.000	1.000	1.000	2	789,473,680	789,473,680
<b>Total Of Money Service Sector</b>					2	789,473,680	789,473,680
<b>Total</b>					18	839,563,680	795,985,380

## Not Trading OTC Companies

Company Name	Code	Previous Average price
<b>Banks Sector</b>		
Hammurabi Commercial Bank	BHAM	—
Al-Sanam Islamic Bank	BSAN	3.000
<b>Industrial Sector</b>		
Kirkuk producing constructional materials	IKFP	2.500
<b>Money Service Sector</b>		
Karmal Brokerage	FKSX	10.000
Rabee Securities	FRSE	9.500
Ishtar Gate for e-Paymant	FISH	1.000
Sama Baghdad Exchange	FSBE	—
<b>Insurance Sector</b>		
Al Badia Insurance	NBAD	—
Kurdistan Insurance	NKUI	0.500
Shatt Al Arab Insurance	NSHA	1.000
Elaf Insurance	NELF	—
Dilina Insurance Company	NDIL	—

**Iraq Stock Exchange**  
**Non Iraqis' Bulletin Thursday March 3 2026**  
**Regular Market**



**Non Iraqi Trading of OTC (BUY)**

Company Names	Code	No.of trades	Traded Shares	Trading Volume
<b>Banks Sector</b>				
Iraq company for deposit insuran	FIDI	2	789,473,680	789,473,680
Total Bank sector		2	789,473,680	789,473,680
Grand Total		2	789,473,680	789,473,680

**Non Iraqi Trading of OTC (Sell)**

Company Names	Code	No.of trades	Traded Shares	Trading Volume
<b>Banks Sector</b>				
Iraq company for deposit insuran	FIDI	2	789,473,680	789,473,680
Warka Bank for inv.&Finance	BWAI	3	25,000,000	3,250,000
Total Bank sector		5	814,473,680	792,723,680
Grand Total		5	814,473,680	792,723,680

Iraq Stock Exchange  
Tuesday 3/3/2026



Trading Bulletin Bonds "Injaz Bonds / Second Edition"

Bonds	Code	opening	highest price	lowest price	Closing Price	prev closing price	No.of Trades	Traded Volume	Traded Value
500,000	CB65	503,793	503,793	503,793	503,793	502,671	1	1	503,793
<b>Total</b>							1	1	503,793

Iraq Stock Exchange

Tuesday 3/3/2026



سوق العراق للاوراق المالية  
IRAQ STOCK EXCHANGE

## Not Trading Bonds Bulletin

Bond type	Publish type	Code	last trading price	immortilize date
Banaa Bonds /Million ID	Second	CB20	964,981	19/12/2025
Eamar Bonds /Million ID	First	CB30	1,001,095	—
Eamar Bonds /Million ID	Second	CB40	—	—
Eamar Bonds /500 Thousand ID	Third	CB45	—	—
Eamar Bonds /Million ID	Third	CB50	—	—
Injaz Bonds /500 Thousand ID	First	CB55	—	—
Injaz Bonds /Million ID	First	CB60	—	—
Injaz Bonds /Million ID	Second	CB70	1,026,082	—
Injaz Bonds /500 Thousand ID	Third	CB75	—	—
Injaz Bonds /Million ID	Third	CB80	978,182	—
National Bonds/Million ID	First	CB90	—	—
National Bonds/500 Thousand ID	Second	CB95	—	—
National Bonds/Million ID	Second	CB100	—	—