

# Iraq Stock Exchange

Bulletin No (111)



سوق العراق للأوراق المالية  
IRAQ STOCK EXCHANGE

## ISX Trading Indices of Monday 29/6/2026

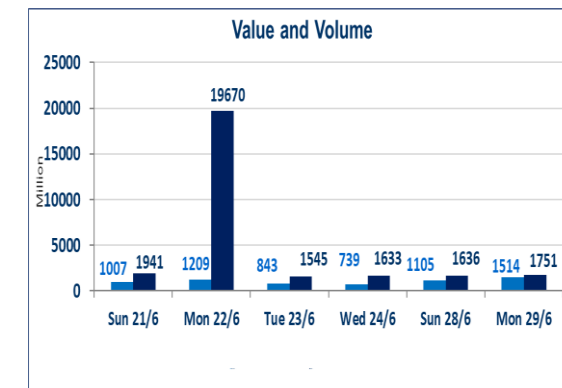
Traded Volume and OTC	1,514,190,765
-----------------------	---------------

Traded Value and OTC	1,751,993,719
----------------------	---------------

Traders	1566
---------	------

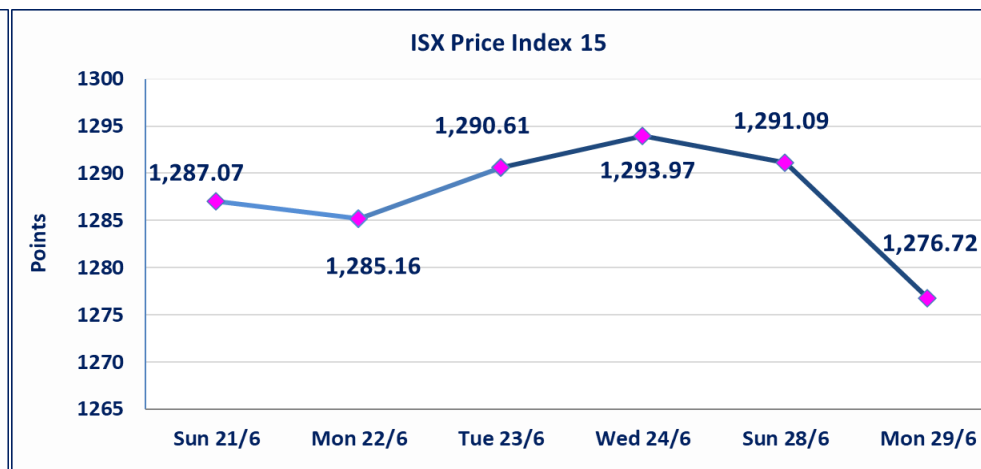
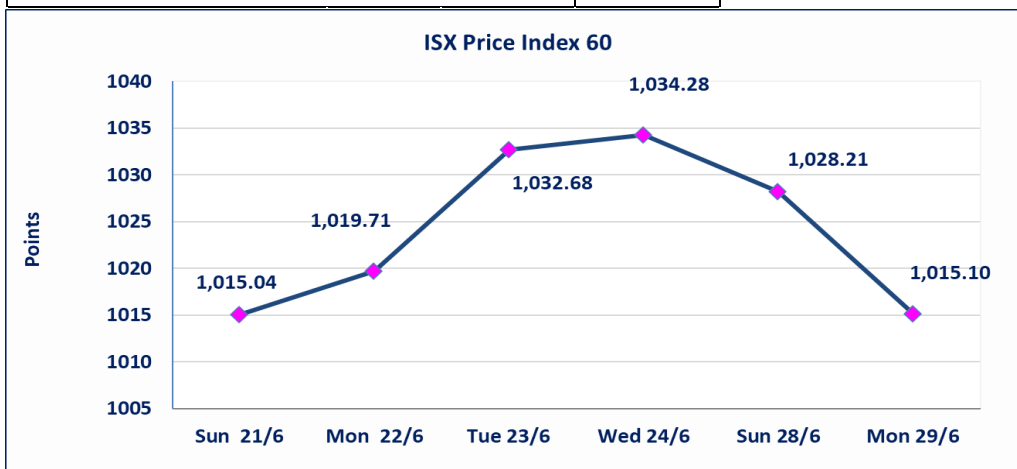
ISX Index 60	1015.10
Previous ISX Index60	1028.21
Change %	-1.28
Change	-13.11

ISX Index 15	1276.72
Previous ISX Index15	1291.09
Change %	-1.11
Change	-14.37



Listed Companies	103	OTC	17
Traded Listed Companies	44	OTC	0
GAM Companies	4		
Suspended Companies	8		

Non Traded listed	47	OTC	17
Higher Companies	11		
Lower Companies	16		



## ISX top gaining and losing companies

Monday 29/6/2026

### Gainers

Company Name	Closing Price	Change (%)	Traded Volume
International Islamic Bank	0.240	20.00	21,888
Sumer Commercial Bank	0.200	5.26	733,528,735
National Chemical &Plastic	1.980	4.21	50,000
Kurdistan International Bank	1.510	4.14	101,723
Iraqi for Seed Production	6.850	2.85	16,709,368

### Losers

Company Name	Closing Price	Change (%)	Traded Volume
Mamoura Realestate	3.700	-5.13	3,759,000
Al-Khatam Telecom	3.880	-4.43	4,771,193
Al -Khazer Construction Materials	1.150	-4.17	313,115
Bank of Baghdad	2.950	-3.28	58,177,076
Ready Made Clothes	2.400	-2.83	1,212,788

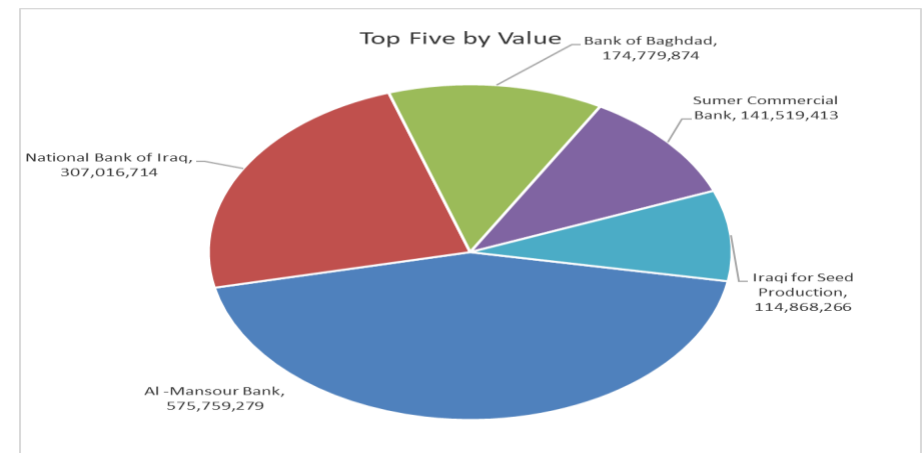
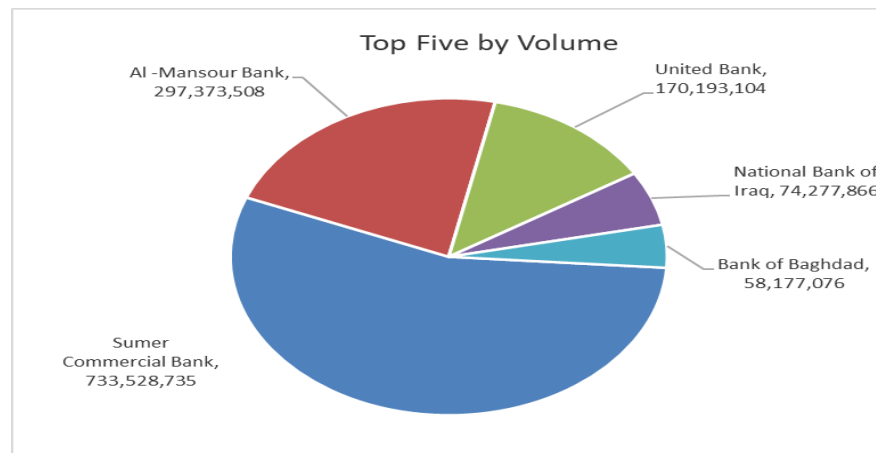
### The most active companies in term of traded volume and value

#### Traded Volume

Company Name	Closing Price	Change (%)	Traded Volume
Sumer Commercial Bank	0.200	5.26	733,528,735
Al -Mansour Bank	1.910	-2.55	297,373,508
United Bank	0.060	0.00	170,193,104
National Bank of Iraq	4.070	-2.63	74,277,866
Bank of Baghdad	2.950	-3.28	58,177,076

#### Traded Value

Company Name	Closing Price	Change (%)	Traded Value
Al -Mansour Bank	1.910	-2.55	575,759,279
National Bank of Iraq	4.070	-2.63	307,016,714
Bank of Baghdad	2.950	-3.28	174,779,874
Sumer Commercial Bank	0.200	5.26	141,519,413
Iraqi for Seed Production	6.850	2.85	114,868,266



## Regular Market Bulletin No (111)



Company Name	Code	opening Price	highest price	lowest price	Average price	Prev Average price	Closing Price	prev closing price	change (%)	No.of Trades	Traded Volume	Traded Value
<b>Banks Sector</b>												
Ashur International Bank	BASH	0.310	0.310	0.300	0.310	0.300	0.310	0.310	0.00	36	27,577,994	8,476,157
Bank of Baghdad	BBOB	3.050	3.090	2.950	3.000	3.080	2.950	3.050	-3.28	223	58,177,076	174,779,874
Commercial Islamic Bank of Iraq	BCOI	0.660	0.670	0.660	0.660	0.670	0.660	0.650	1.54	11	4,529,794	2,992,624
Economy Bank	BEFI	0.230	0.230	0.230	0.230	0.230	0.230	0.230	0.00	2	415,000	95,450
Gulf Commercial Bank	BGUC	0.360	0.360	0.350	0.350	0.360	0.350	0.360	-2.78	14	28,013,259	9,804,643
Investment Bank of Iraq	BIBI	0.320	0.320	0.320	0.320	0.310	0.320	0.320	0.00	22	4,236,744	1,355,758
Iraqi Islamic Bank	BIIB	1.090	1.090	1.070	1.080	1.080	1.080	1.090	-0.92	52	28,943,000	31,221,940
Middle East Bank	BIME	0.080	0.090	0.080	0.080	0.090	0.090	0.090	0.00	2	4,075,580	327,637
Kurdistan International Bank	BKUI	1.510	1.510	1.510	1.510	1.300	1.510	1.450	4.14	4	101,723	153,602
Mosul Bank For Investment	BMFI	0.140	0.140	0.130	0.140	0.140	0.140	0.140	0.00	7	4,902,325	686,164
Al -Mansour Bank	BMNS	1.960	1.960	1.910	1.940	1.960	1.910	1.960	-2.55	192	297,373,508	575,759,279
National Bank of Iraq	BNOI	4.190	4.250	4.070	4.130	4.220	4.070	4.180	-2.63	199	74,277,866	307,016,714
Sumer Commercial Bank	BSUC	0.190	0.200	0.190	0.190	0.190	0.200	0.190	5.26	68	733,528,735	141,519,413
Al-Taif Islamic Bank	BTIB	0.950	0.950	0.950	0.950	0.950	0.950	0.950	0.00	1	11,093	10,538
United Bank	BUND	0.050	0.060	0.050	0.050	0.050	0.060	0.060	0.00	63	170,193,104	8,511,586
<b>Total of Banks Sector</b>										896	1,436,356,801	1,262,711,381
<b>Telecommunication Sector</b>												
Asia Cell Telecommunication	TASC	16.700	16.700	16.500	16.610	16.750	16.500	16.700	-1.20	148	6,669,699	110,753,432
Al-Khatam Telecom	TZNI	4.060	4.060	3.850	3.930	4.120	3.880	4.060	-4.43	76	4,771,193	18,731,600
<b>Total of Telecommunication Sector</b>										224	11,440,892	129,485,032
<b>Insurance Sector</b>												
Al-Ameen for Insurance	NAME	0.880	0.880	0.880	0.880	0.880	0.880	0.880	0.00	11	200,000	176,000
<b>Total of Insurance Sector</b>										11	200,000	176,000
<b>Service Sector</b>												
Baghdad -Iraq Transportation	SBPT	22.310	22.310	22.310	22.310	22.400	22.310	22.400	-0.40	4	100,987	2,253,020
Kharkh Tour Amuzement City	SKTA	4.500	4.500	4.500	4.500	4.470	4.500	4.500	0.00	1	5,000	22,500
Mamoura Realestate	SMRI	3.800	3.800	3.700	3.700	3.870	3.700	3.900	-5.13	31	3,759,000	13,920,750
<b>Total of Service Sector</b>										36	3,864,987	16,196,270
<b>Industrial Sector</b>												
Baghdad Soft Drinks	IBSD	6.690	6.700	6.680	6.690	6.700	6.680	6.690	-0.15	124	14,142,805	94,628,080
Iraqi For Tufted Carpets	IITC	22.900	22.900	22.900	22.900	22.900	22.900	22.900	0.00	1	3,000	68,700
Al -Khazer Construction Material	IKHC	1.150	1.150	1.150	1.150	1.210	1.150	1.200	-4.17	3	313,115	360,082
Al-Mansour Pharmaceuticals Ind	IMAP	2.620	2.620	2.600	2.610	2.610	2.600	2.620	-0.76	26	11,528,678	30,096,894
Modern Sewing	IMOS	5.410	5.410	5.410	5.410	5.400	5.410	5.410	0.00	3	8,003,000	43,296,230
Ready Made Clothes	IRMC	2.430	2.430	2.250	2.400	2.470	2.400	2.470	-2.83	6	1,212,788	2,915,407
<b>Total of Industrial Sector</b>										163	35,203,386	171,365,394
<b>Hotels Sector</b>												
Baghdad Hotel	HBAG	12.000	12.310	12.000	12.030	11.940	12.310	12.000	2.58	14	1,305,645	15,708,860
Ishtar Hotels	HISH	9.050	9.070	9.000	9.020	9.060	9.000	9.070	-0.77	24	2,262,323	20,396,504
Tourist Village of Mosul dam	HTVM	14.250	14.250	14.250	14.250	14.260	14.250	14.250	0.00	2	15,000	213,750
<b>Total of Hotels Sector</b>										40	3,582,968	36,319,114
<b>Agricultural Sector</b>												
Babil Animal & Vegetable Produ	ABAP	7.700	8.000	7.700	7.930	7.910	7.750	7.700	0.65	12	72,298	573,345
Agricultural Products Meat	AIPM	5.300	5.300	5.300	5.300	5.250	5.300	5.300	0.00	4	13,972	74,052
Iraqi Agricultural Products	AIRP	11.000	11.000	11.000	11.000	11.000	11.000	11.000	0.00	2	4,427	48,697
Modern for Animal Production	AMAP	0.370	0.370	0.370	0.370	0.370	0.370	0.370	0.00	7	494,513	182,970
<b>Total of Agricultural Sector</b>										25	585,210	879,063
<b>Total Of Regular</b>										1,395	1,491,234,244	1,617,132,254

**Second Platform Market Bulletin No (111)**



Company Name	Code	opening Price	highest price	lowest price	Average price	Prev Average price	Closing Price	prev closing price	change (%)	No.of Trades	Traded Volume	Traded Value
<b>Banks Sector</b>												
International Islamic Bank	BINT	0.240	0.240	0.240	0.240	0.200	0.240	0.200	20.00	2	21,888	5,253
<b>Total of Banks Sector</b>										2	21,888	5,253
Fallujah for construction Mater	IIFCM	2.850	2.850	2.850	2.850	2.850	2.850	2.850	0.00	2	120,000	342,000
<b>Total of Industrial Sector</b>										2	120,000	342,000
<b>Hotels Sector</b>												
Ashour Hotel	HASH	27.300	27.300	27.290	27.290	27.300	27.290	27.300	-0.04	5	3,467	94,623
<b>Total of Hotels Sector</b>										5	3,467	94,623
<b>Total of Non Regular</b>										9	145,355	441,876

**Undisclosed Platform Companies Bulletin No (111)**



Company Name	Code	opening Price	highest price	lowest price	Average price	Prev Average price	Closing Price	prev closing price	change (%)	No.of Trades	Traded Volume	Traded Value
<b>Service Sector</b>												
AL-Badia for General Trans	SBAG	1.450	1.490	1.450	1.450	1.450	1.490	1.450	2.76	7	1,903,521	2,763,087
<b>Total of Industrial Sector</b>										7	1,903,521	2,763,087
<b>Industrial Sector</b>												
Iraqi Carton Manufactories	IICM	2.700	2.700	2.700	2.700	2.420	2.700	2.650	1.89	2	3,000	8,100
National Chemical &Plastic	INCP	1.980	1.980	1.980	1.980	1.900	1.980	1.900	4.21	1	50,000	99,000
The Light Industries	ITLI	1.340	1.340	1.330	1.330	1.320	1.330	1.350	-1.48	6	3,574,739	4,759,105
<b>Total of Industrial Sector</b>										9	3,627,739	4,866,205
<b>Hotels Sector</b>												
Palestine Hotel	HPAL	18.460	18.500	18.460	18.480	18.460	18.460	18.450	0.05	9	265,538	4,907,031
Al-Sadeer Hotel	HSAD	23.000	23.000	23.000	23.000	23.000	23.000	23.000	0.00	1	305,000	7,015,000
<b>Total of Hotels Sector</b>										10	570,538	11,922,031
<b>Agricultural Sector</b>												
Iraqi for Seed Production	AISP	6.750	7.090	6.750	6.870	6.680	6.850	6.660	2.85	136	16,709,368	114,868,266
<b>Total of Agricultural Sector</b>										136	16709368	114,868,266
<b>Total of Undisclosed</b>										162	22,811,166	134,419,589
<b>Grand Total</b>										1,566	1,514,190,765	1,751,993,719

**Iraq Stock Exchange not trading companies of Monday 29/6/2026**

Company Names	Code	Previous Average Price	Closing Price
<b>Banks Sector</b>			
Elaf Islamic Bank	BELF	0.250	0.290
National Islamic Bank	BNAI	1.100	1.100
Union Bank of Iraq	BUOI	0.160	0.160
Asia Al Iraq Islamic Bank	BAIB	0.950	0.950
Cihan Bank for Islamic Investment&Finan	BCIH	2.200	2.200
<b>Insurance Sector</b>			
Gulf Insurance	NGIR	0.440	0.440
Dar Al-Salam for Insurance	NDSA	0.780	0.780
<b>Service Sector</b>			
Al-Mosul for funfairs	SMOF	7.000	7.000
AL-Nukhba for Construction	SNUC	0.710	0.710
Rehab Karbalaa	HKAR	0.650	0.650
<b>Industrial Sector</b>			
Iraqi Date Processing and Marketing	IIDP	2.400	2.400
Al-Kindi of Veterinary Vaccines	IKLV	2.810	2.850
Iraqi Engineering Works	IIEW	5.600	5.600
Metallic Industries and Bicycles	IMIB	2.000	2.000
<b>Hotels Sector</b>			
National for Tourist Investment	HNTI	9.000	9.000
Babylon Hotel	HBAY	103.000	103.000
<b>Agricultural Sector</b>			
Al-Ahlyia agricultural production	AAHP	2.110	2.110
Middle East for Production- Fish	AMEF	5.990	5.990
Company Names	Code	Previous Average Price	Closing Price
<b>Banks Sector</b>			
Iraq Noor Islamic Bank for Investment	BINI	0.230	0.230
Credit Bank Of Iraq	BROI	0.560	0.560
AL-Anssari Islamic Bank	BANS	0.050	0.050
Al-Ataa Islamic Bank	BLAD	0.100	0.100
Trans Iraq Bank Investment	BTRI	0.300	0.300
International Development Bank	BIDB	1.050	1.050
Al-Qabidh Islamic Bank	BQAB	0.090	0.090
AL- Mal Islamic Bank	BMAL	1.000	1.000
Al-Mashreq Al-Arabi Islamic Bank	BAMS	0.850	0.850
Arab Islamic Bank	BAAI	1.000	1.000
Al-Rajih Islamic Bank	BRAJ	1.000	1.000
Al-Mustashar Islamic Bank for Investmen	BMUI	1.000	1.000
Trust International Islamic Bank	BTRU	0.750	0.750
World Islamic Bank for Investment	BWOR	1.000	1.000
Al janoob Islamic Bank	BJAB	0.940	0.940
Ameen Al-Iraq Islamic Bank	BAME	1.000	1.000
Al-Qurtas Islamic Bank	BQUR	1.000	1.000
<b>Service Sector</b>			
Al-Ameen Estate Investment	SAEI	1.680	1.680
<b>Insurance Sector</b>			
Al-Hamraa for Insurance	NHAM	5.160	5.200
Alahliya For Insurance	NAHF	0.820	0.820
<b>Investment Sector</b>			
Al-Ameen for Financial Investment	VAMF	0.690	0.690
AL-Wiaam for Financial Investment	VWIF	1.260	1.260
<b>Industrial Sector</b>			
National Furniture Industries	IHFI	0.810	0.810
Modern chemical industries	IMCI	100.000	100.000
Baghdad for Packing Materials	IBPM	2.860	2.860
Company Names	Code	Previous Average Price	Closing Price
<b>Service Sector</b>			
General Transportation	SIGT	1.710	1.750
<b>Industrial Sector</b>			
Modern Construction Materials	IMCM	1.650	1.650
Electronic Industry	IELI	1.600	1.600
Al-Hilal Industries	IHLI	1.650	1.650

**Iraq Stock Exchange**  
**Non Iraqis' Bulletin Monday Jun 29 2026**  
**Regular Market**



**Non Iraqi Trading of Regular Market (Buy)**

Company Names	Code	No.of trades	Traded Shares	Trading Volume
<b>Banks Sector</b>				
Bank Of Baghdad	BBOB	5	5,416,667	16,292,501
National Bank Of Iraq	BNOI	26	6,200,000	25,798,636
Al-Mansour Bank	BMNS	29	155,000,000	300,118,880
<b>Total Bank sector</b>		<b>60</b>	<b>166,616,667</b>	<b>342,210,017</b>
<b>Grand Total</b>		<b>60</b>	<b>166,616,667</b>	<b>342,210,017</b>

**Non Iraqi Trading of Regular Market (Sell)**

Company Names	Code	No.of trades	Traded Shares	Trading Volume
<b>Banks Sector</b>				
National Bank Of Iraq	BNOI	94	52,987,856	217,716,000
Al-Mansour Bank	BMNS	6	459,743	901,096
<b>Total Bank sector</b>		<b>100</b>	<b>53,447,599</b>	<b>218,617,096</b>
<b>Telecommunication Sector</b>				
Al-Khatem Telecoms	TZNI	35	2,725,965	10,666,971
<b>Total Telecommunication sector</b>		<b>35</b>	<b>2,725,965</b>	<b>10,666,971</b>
<b>Grand Total</b>		<b>135</b>	<b>56,173,564</b>	<b>229,284,068</b>

### Not Trading OTC Companies

Company Name	Code	Previous Average price
<b>Banks Sector</b>		
Al-Warka Bank	BWAI	0.140
Al-Sanam Islamic Bank	BSAN	3.000
Hammurabi Commercial Bank	BHAM	—
<b>Industrial Sector</b>		
Kirkuk producing constructional materials	IKFP	2.660
<b>Money Service Sector</b>		
Rabee Securities	FRSE	9.050
Karmal Brokerage	FKSX	10.000
Iraqi Deposit Insurance Corporation	FIDI	1.000
Ishtar Gate for e-Paymant	FISH	1.000
Sama Baghdad Exchange	FSBE	—
<b>Insurance Sector</b>		
Zain Insurance Company	NZA	—
Dar Altheqa Insurance Company	NDAR	—
Almaseer Insurance Company	NMAS	—
Shatt Al Arab Insurance	NSHA	1.000
Al Badia Insurance	NBAD	—
Kurdistan Insurance	NKUI	0.500
Elaf Insurance	NELF	—
Dilina Insurance Company	NDIL	—

Iraq Stock Exchange

Monday 29/6/2026



سوق العراق للأوراق المالية  
IRAQ STOCK EXCHANGE

## Not Trading Bonds Bulletin

Bond type	Publish type	Code	last trading price	immortilize date
Banaa Bonds /Million ID	Second	CB20	964,981	19/12/2025
Eamar Bonds /Million ID	First	CB30	1,001,095	—
Eamar Bonds /Million ID	Second	CB40	—	—
Eamar Bonds /500 Thousand ID	Third	CB45	—	—
Eamar Bonds /Million ID	Third	CB50	—	—
Injaz Bonds /500 Thousand ID	First	CB55	—	—
Injaz Bonds /Million ID	First	CB60	951,110	—
Injaz Bonds /500 Thousand ID	Second	CB65	511,000	—
Injaz Bonds /Million ID	Second	CB70	965,050	—
Injaz Bonds /500 Thousand ID	Third	CB75	—	—
Injaz Bonds /Million ID	Third	CB80	978,182	—
National Bonds/Million ID	First	CB90	—	—
National Bonds/500 Thousand ID	Second	CB95	—	—
National Bonds/Million ID	Second	CB100	—	—