

# Iraq Stock Exchange



Trading Session Monday 29/4/2024 -

Traded Volume 4,009,816,222

ISX Index 60 992.12

Previous ISX Index60 994.99

Change % -0.29

Change -2.87

Listed Companies 103

Traded Companies 39

General Assembly Co. 4

Suspended Co. 2

Bulletin No (80) of 2024

Traded Value 14,222,015,586 Trades 869

ISX Index 15 1081.69

Previous ISX Index15 1085.24

Change % -0.33

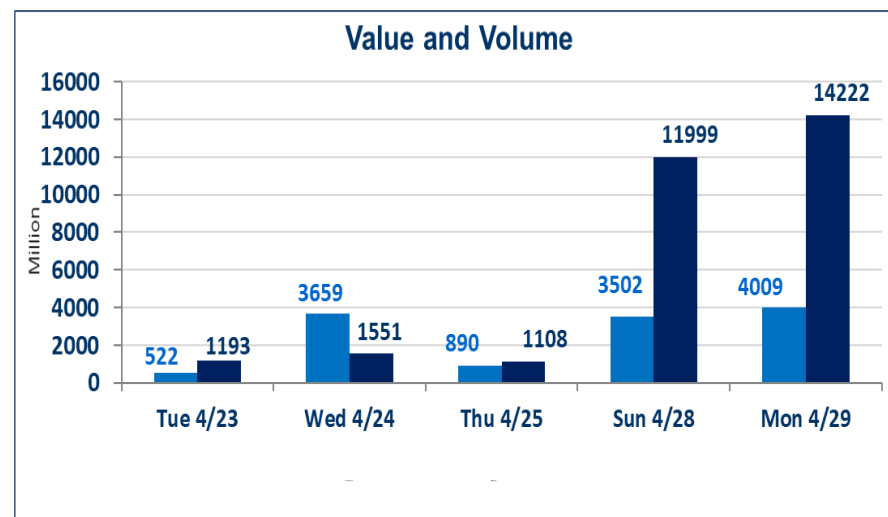
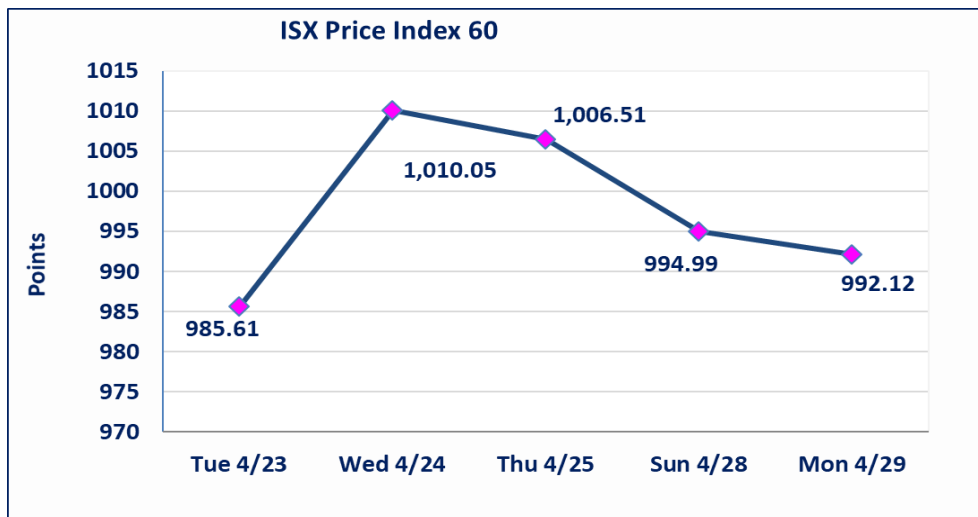
Change -3.55

Non Traded Co. 58

High Companies 9

Low Companies 17

Un Listed Companies OTC 2





### Gainers

Company Name	Closing Price	Change (%)	Traded Volume
Palestine Hotel	23.000	4.55	2,700,000
Al-Khatem Telecoms	2.570	4.05	1,077
Iraqi Agricultural Products	23.250	3.70	36,000
AL-Badia for General Trans	0.590	3.51	10,000
National Bank of Iraq	3.040	1.33	2,019,119,809

### Losers

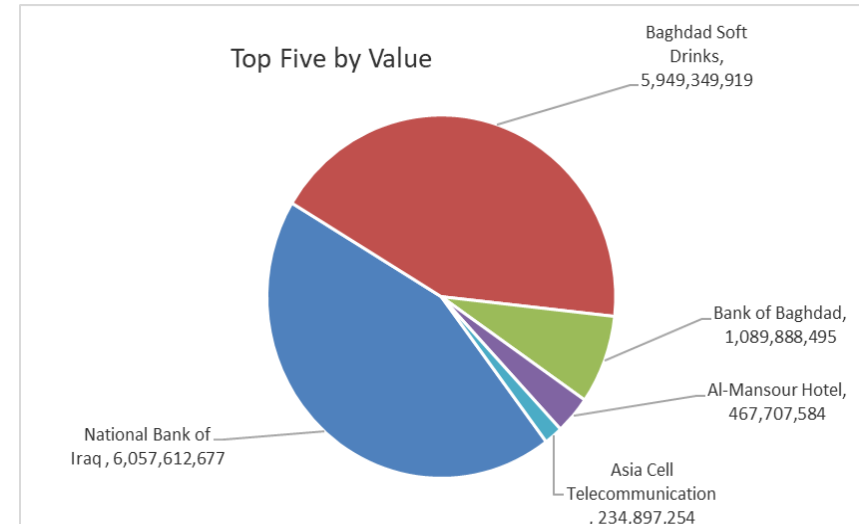
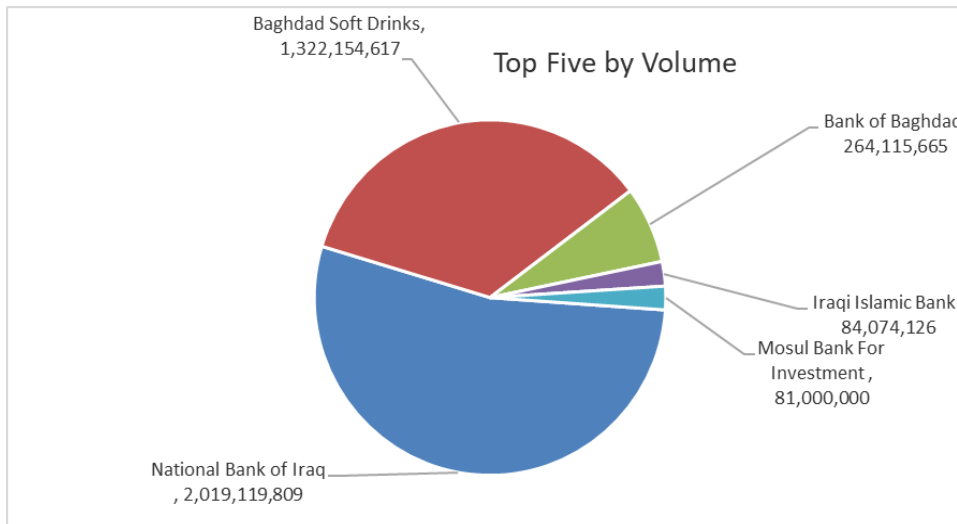
Company Name	Closing Price	Change (%)	Traded Volume
Al Attaa Islamic Bank	0.120	-7.69	7,000,000
Gulf Commercial Bank	0.170	-5.56	30,000,000
Mosul Bank For Investment	0.180	-5.26	81,000,000
International Islamic Bank	0.400	-4.76	5,497,017
National Furniture Industries	2.500	-4.21	50,000

### Traded Volume

Company Name	Closing Price	Change (%)	Traded Volume
National Bank of Iraq	3.040	1.33	2,019,119,809
Baghdad Soft Drinks	4.490	-0.22	1,322,154,617
Bank of Baghdad	4.250	0.47	264,115,665
Iraqi Islamic Bank	1.270	-0.78	84,074,126
Mosul Bank For Investment	0.180	-5.26	81,000,000

### Traded Value

Company Name	Closing Price	Change (%)	Traded Value
National Bank of Iraq	3.040	1.33	6,057,612,677
Baghdad Soft Drinks	4.490	-0.22	5,949,349,919
Bank of Baghdad	4.250	0.47	1,089,888,495
Al-Mansour Hotel	45.000	0.00	467,707,584
Asia Cell Telecommunication	9.500	-1.25	234,897,254



## Regular Market Bulletin No (80)



Company Name	Code	opening Price	highest price	lowest price	Average price	Prev Average price	Closing Price	prev closing price	change (%)	No.of Trades	Traded Volume	Traded Value
<b>Banks Sector</b>												
Ashur International Bank	BASH	0.300	0.300	0.300	0.300	0.300	0.300	0.300	0.00	14	23,000,000	6,900,000
Bank of Baghdad	BBOB	4.230	4.250	4.000	4.130	4.140	4.250	4.230	0.47	257	264,115,665	1,089,888,495
Commercial Bank of Iraq	BCOI	0.790	0.790	0.790	0.790	0.800	0.790	0.800	-1.25	21	12,855,448	10,155,804
Economy Bank	BEFI	0.200	0.200	0.200	0.200	0.200	0.200	0.200	0.00	6	29,980,000	5,996,000
Gulf Commercial Bank	BGUC	0.180	0.180	0.170	0.170	0.170	0.170	0.180	-5.56	9	30,000,000	5,120,000
Investment Bank of Iraq	BIBI	0.360	0.360	0.360	0.360	0.360	0.360	0.370	-2.70	3	2,000,000	720,000
Iraqi Islamic Bank	BIIB	1.270	1.270	1.250	1.260	1.290	1.270	1.280	-0.78	97	84,074,126	106,232,092
Middle East Bank	BIME	0.110	0.110	0.110	0.110	0.110	0.110	0.110	0.00	3	8,100,000	891,000
Mosul Bank For Investment	BMFI	0.180	0.180	0.180	0.180	0.190	0.180	0.190	-5.26	14	81,000,000	14,580,000
Al -Mansour Bank	BMNS	1.370	1.380	1.370	1.370	1.360	1.370	1.360	0.74	36	34,707,380	47,708,809
National Bank of Iraq	BNOI	3.000	3.050	3.000	3.000	3.000	3.040	3.000	1.33	81	2,019,119,809	6,057,612,677
Sumer Commerical Bank	BSUC	0.100	0.100	0.100	0.100	0.100	0.100	0.100	0.00	1	10,000,000	1,000,000
Al-Taif Islamic Bank	BTIB	0.690	0.690	0.690	0.690	0.690	0.690	0.690	0.00	1	71,002	48,991
<b>Total Of Banks Sector</b>										<b>543</b>	<b>2,599,023,430</b>	<b>7,346,853,868</b>
<b>Telecommunication Sector</b>												
Asia Cell Telecommunication	TASC	9.600	9.620	9.500	9.530	9.630	9.500	9.620	-1.25	62	24,647,761	234,897,254
Al-Khatem Telecoms	TZNI	2.570	2.570	2.570	2.570	2.460	2.570	2.470	4.05	1	1,077	2,768
<b>Total Of Telecommunication</b>										<b>63</b>	<b>24,648,838</b>	<b>234,900,022</b>
<b>Services Sector</b>												
Baghdad -Iraq Transportatio	SBPT	38.000	38.000	37.500	37.610	38.000	37.500	38.000	-1.32	7	309,174	11,629,025
Mamoura Realestate Invest	SMRI	7.000	7.120	7.000	7.050	7.180	7.090	7.180	-1.25	7	1,650,000	11,640,500
Al-Nukhba for construction	SNUC	0.670	0.670	0.670	0.670	0.670	0.670	0.670	0.00	10	500,000	335,000
<b>Total Of Services Sector</b>										<b>24</b>	<b>2,459,174</b>	<b>23,604,525</b>
<b>Industry Sector</b>												
Baghdad Soft Drinks	IBSD	4.420	4.500	4.420	4.500	4.500	4.490	4.500	-0.22	52	1,322,154,617	5,949,349,919
Iraqi Marketing Date	IIDP	1.700	1.700	1.700	1.700	1.690	1.700	1.700	0.00	5	5,900,000	10,030,000
Al-Mansour Pharmaceutical	IMAP	1.920	1.940	1.920	1.920	1.920	1.920	1.950	-1.54	28	5,000,873	9,601,694
Metallic Industries and Bicy	IMIB	2.000	2.000	2.000	2.000	1.980	2.000	2.000	0.00	1	25,000	50,000
Modern Sewing	IMOS	10.000	10.000	10.000	10.000	10.000	10.000	10.000	0.00	1	100,000	1,000,000
Ready Made Clothes	IRMC	3.850	3.850	3.850	3.850	3.850	3.850	3.850	0.00	5	97,981	377,227
<b>Total Of Industry Sector</b>										<b>92</b>	<b>1,333,278,471</b>	<b>5,970,408,840</b>
<b>Hotels Sector</b>												
Baghdad Hotel	HBAG	10.800	10.800	10.800	10.800	11.250	10.800	11.250	-4.00	2	250,000	2,700,000
Ishtar Hotel	HISH	9.270	9.270	9.150	9.250	9.270	9.150	9.270	-1.29	4	1,250,000	11,557,500
Al-Mansour Hotel	HMAN	48.000	48.000	45.000	45.010	44.950	45.000	45.000	0.00	15	10,392,283	467,707,584
<b>Total Of Hotels Sector</b>										<b>21</b>	<b>11,892,283</b>	<b>481,965,084</b>
<b>Agriculture Sector</b>												
Iraqi Agricultural Products	AIRP	23.250	23.250	23.250	23.250	22.430	23.250	22.420	3.70	3	36,000	837,000
Iraqi for Seed Production	AISP	8.600	8.600	8.500	8.510	8.680	8.520	8.650	-1.50	90	9,128,658	77,657,260
Middle East for Production-	AMEF	7.350	7.350	7.350	7.350	7.300	7.350	7.300	0.68	1	42,351	311,280
<b>Total Of Agriculture Sector</b>										<b>94</b>	<b>9,207,009</b>	<b>78,805,540</b>
<b>Total Of Regular</b>										<b>837</b>	<b>3,980,509,205</b>	<b>14,136,537,879</b>

## Non Regular Market Bulletin No (80)

Company Name	Code	opening Price	highest price	lowest price	Average price	Prev Average price	Closing Price	prev closing price	change (%)	No.of Trades	Traded Volume	Traded Value
<b>Banks Sector</b>												
International Islamic Bank	BINT	0.400	0.400	0.400	0.400	0.420	0.400	0.420	-4.76	13	5,497,017	2,198,807
Al Attaa Islamic Bank	BLAD	0.120	0.120	0.120	0.120	0.130	0.120	0.130	-7.69	4	7,000,000	840,000
<b>Total Of Banks Sector</b>										<b>17</b>	<b>12,497,017</b>	<b>3,038,807</b>
<b>Services Sector</b>												
Al-Ameen Estate Investmen	SAEI	2.800	2.800	2.800	2.800	2.800	2.800	2.800	0.00	2	1,000,000	2,800,000
<b>Total Of Services Sector</b>										<b>2</b>	<b>1,000,000</b>	<b>2,800,000</b>
<b>Industry Sector</b>												
National Furniture Industrie	IHFI	2.500	2.500	2.500	2.500	2.610	2.500	2.610	-4.21	1	50,000	125,000
<b>Total Of Industry Sector</b>										<b>1</b>	<b>50,000</b>	<b>125,000</b>
<b>Total Of Non Regular</b>										<b>20</b>	<b>13,547,017</b>	<b>5,963,807</b>

## Undisclosed Platform Companies Bulletin (80)

Company Name	Code	opening Price	highest price	lowest price	Average price	Prev Average price	Closing Price	prev closing price	change (%)	No.of Trades	Traded Volume	Traded Value
<b>Industry Sector</b>												
Al-Hilal Industries	IHLI	0.980	0.980	0.980	0.980	0.980	0.980	0.980	0.00	2	2,000,000	1,960,000
Iraqi Carton Manufacturies	IICM	1.160	1.160	1.150	1.150	1.170	1.150	1.170	-1.71	3	7,050,000	8,108,000
National Chemical &Plastic	INCP	1.860	1.860	1.860	1.860	1.850	1.860	1.850	0.54	1	4,000,000	7,440,000
<b>Total Of Industry Sector</b>										<b>6</b>	<b>13,050,000</b>	<b>17,508,000</b>
<b>Services Sector</b>												
AL-Badia for General Trans	SBAG	0.590	0.590	0.590	0.590	0.570	0.590	0.570	3.51	2	10,000	5,900
<b>Total Of Services Sector</b>										<b>2</b>	<b>10,000</b>	<b>5,900</b>
<b>Hotels Sector</b>												
Palestine Hotel	HPAL	22.500	23.000	22.500	22.960	22.060	23.000	22.000	4.55	4	2,700,000	62,000,000
<b>Total Of Hotels Sector</b>										<b>4</b>	<b>2,700,000</b>	<b>62,000,000</b>
<b>Total of un disclosed</b>										<b>12</b>	<b>15,760,000</b>	<b>79,513,900</b>
<b>Grand Total</b>										<b>869</b>	<b>4,009,816,222</b>	<b>14,222,015,586</b>

# Iraq Stock Exchange



Trading Session Monday 29/4/2024

## Not Trading OTC

Company Name	Code	Previous Average price
Rabee Securities	FRSE	—
Karmal Brokerage	FKSX	10.000



## Not Trading Bonds Bulletin

Bond type	Publish type	Code	last trading price	immortilize date
Banaa Bonds / million ID	First	CB10	1030000	10/12/2025
Banaa Bonds / million ID	second	CB20	964981	19/12/2025
Amara Bonds /500 thousand	First	CB25	—	9/10/2025
Amara Bonds /Million ID	First	CB30	984000	9/10/2027
Amara Bonds /500 thousand	Second	CB35	—	—
Amara Bonds /Million ID	Second	CB40	—	—
Amara Bonds /500 thousand	Third	CB45	—	—
Amara Bonds /Million ID	Third	CB50	—	—

**Iraq Stock Exchange**  
**Non Iraqis' Bulletin Monday April 29 2024**  
**Regular Market**



**Non Iraqi Trading of Regular Market (Buy)**

Company Names	Code	No.of trades	Traded Shares	Trading Volume
<b>Banks Sector</b>				
Bank Of Baghdad	BBOB	3	4,000,000	16,900,485
<b>Total Bank sector</b>		<b>3</b>	<b>4,000,000</b>	<b>16,900,485</b>
<b>Grand Total</b>		<b>3</b>	<b>4,000,000</b>	<b>16,900,485</b>

**Non Iraqi Trading of Regular Market (Sell)**

Company Names	Code	No.of trades	Traded Shares	Trading Volume
<b>Telecommunication Sector</b>				
Asia cell	TASC	23	12,600,000	120,062,657
<b>Total Telecommunication sector</b>		<b>23</b>	<b>12,600,000</b>	<b>120,062,657</b>
<b>Grand Total</b>		<b>23</b>	<b>12,600,000</b>	<b>120,062,657</b>



## Iraq Stock Exchange non trading companies on Monday 29/4/2024

Company Names	Code	Previous Average Price	Closing Price
<b>Banking Sector</b>			
Cihan Islamic Bank	BCIH	2.200	2.200
Elaf Islamic Bank	BELF	0.550	0.550
Asia Al Iraq Islamic Bank	BAIB	0.900	0.900
Kurdistan International Bank	BKUI	0.850	0.850
National Islamic Bank	BNAI	0.620	0.620
Union Bank of Iraq	BUOI	0.200	0.200
United Bank	BUND	0.090	0.090
<b>Insurance Sector</b>			
Al-Ameen for Insurance	NAME	0.650	0.650
Dar Al-Salam for Insurance	NDSA	0.800	0.800
Gulf Insurance	NGIR	0.400	0.400
<b>Services Sector</b>			
Rehab Karbala	HKAR	0.820	0.820
Kharkh Tour Amuzement City	SKTA	4.810	4.800
Al-Mosul for funfairs	SMOF	8.900	8.900
<b>Industry Sector</b>			
Iraqi Engineering Works	IIEW	4.500	4.500
Iraqi For Tufted Carpets	IITC	14.990	14.990
Al-Kindi of Veterinary Vaccines	IKLV	1.650	1.650
Al -Khazer Road for Construction Material	IKHC	2.500	2.500
<b>Hotels Sector</b>			
Babylon Hotel	HBAY	110.000	110.000
National for Tourist Investment	HNTI	11.000	11.000
Tourist Village of Mosul dam	HTVM	11.000	11.000
<b>Agriculture Sector</b>			
Agricultural Products Meat	AIPM	5.000	5.000
Modern for Animal Production	AMAP	0.510	0.510
Al-Ahlyia agricultural production	AAHP	0.950	0.950
Company Names	Code	Previous Average Price	Closing Price
<b>Banks Sector</b>			
World Islamic Bank	BWOR	1.000	1.000
Arabiya Islamic Bank	BAAI	1.000	1.000
Zain Al-Iraq Islamic Bank	BZII	0.340	0.340
Al-Qurtas Islamic Bank	BQUR	1.000	1.000
Arabiya Islamic Bank	BAAI	1.000	1.000
Al Janoob Islamic Bank Investment	BJAB	1.000	1.000
Region Trade Bank	BRTB	1.000	1.000
Ameen Al Iraq Islamic Bank	BAME	1.000	1.000
International Development Bank	BIDB	1.000	1.000
Al- Qabidh Islamic Bank	BQAB	0.240	0.240
Al Anssari Islamic Bank	BANS	1.000	1.000
Iraq Noor Islamic Bank	BINI	1.050	1.050
Erbil Bank	BERI	0.110	0.110
Trust International Islamic Bank	BTRU	0.750	0.750
Trans Iraq Bank for Investment	BTRI	0.740	0.740
Al Mustashar Bank	BMUI	1.000	1.000
Erbil Bank	BERI	0.110	0.110
<b>Insurance Sector</b>			
Alahliya For Insurance	NAHF	0.330	0.330
Al -Hamraa Insurance	NHAM	0.760	0.840

<b>Investment Sector</b>			
<b>Al-Zawraa for Financial Investment</b>	<b>VZAF</b>	<b>0.180</b>	<b>0.180</b>
<b>AL-Wiaam for Financial Investment</b>	<b>VWIF</b>	<b>0.310</b>	<b>0.350</b>
<b>Al-Ameen for Financial Investment</b>	<b>VAMF</b>	<b>1.000</b>	<b>1.000</b>
<b>Bain Al-Nahrain Financial Investment</b>	<b>VMES</b>	<b>0.900</b>	<b>0.900</b>
<b>Services Sector</b>			
<b>Ibdaa Al-Sharq Al-Awsat</b>	<b>SIBD</b>	<b>1.000</b>	<b>1.000</b>
<b>Industry Sector</b>			
<b>Baghdad for Packing Materials</b>	<b>IBPM</b>	<b>2.250</b>	<b>2.250</b>
<b>Fallujah for construction Materials</b>	<b>IFCM</b>	<b>3.650</b>	<b>3.650</b>
<b>Modern chemical industries</b>	<b>IMCI</b>	<b>100.000</b>	<b>100.000</b>
<b>Hotels Sector</b>			
<b>Ashour Hotel</b>	<b>HASH</b>	<b>17.600</b>	<b>17.600</b>
<b>Agriculture Sector</b>			
<b>Al-Ribas for Poultry and Fodder</b>	<b>AREB</b>	<b>-</b>	<b>-</b>
<b>Company Names</b>	<b>Code</b>	<b>Previous Average Price</b>	<b>Closing Price</b>
<b>Banks Sector</b>			
<b>Babylon Bank</b>	<b>BBAY</b>	<b>0.070</b>	<b>0.070</b>
<b>Services Sector</b>			
<b>General Transportation</b>	<b>SIGT</b>	<b>0.990</b>	<b>0.990</b>
<b>IndustrySector</b>			
<b>Electronic Industries</b>	<b>IELI</b>	<b>0.730</b>	<b>0.730</b>
<b>Modern Construction Materials</b>	<b>IMCM</b>	<b>0.630</b>	<b>0.630</b>
<b>The Light Industries</b>	<b>ITLI</b>	<b>0.680</b>	<b>0.680</b>
<b>Investment Sector</b>			
<b>AL- Batek Investment</b>	<b>VBAT</b>	<b>0.380</b>	<b>0.380</b>
<b>Alkhair for financial Investment</b>	<b>VKHF</b>	<b>0.200</b>	<b>0.200</b>
<b>Hotels Sector</b>			
<b>Al-Sadeer Hotel</b>	<b>HSAD</b>	<b>27.000</b>	<b>27.000</b>



### Iraq Stock Exchange Suspended Companies

Al-Rajih Islamic Bank (BRAJ)	9/19/2021	The trading suspended for not produce the Annual disclosure for 2020 at closing price (1.000) ID.
North Bank (BNOR)	31/10/2022	The trading suspended by ISC decision at closing price (0.070) ID.

## Iraq Stock Exchange News of listed companies Monday 29/4/2024

### Companies News

Iraqi Islamic Bank (BIIB)	General Assembly Meeting will be hold on Saturday 11/5/2024 at the Iraqi Hunting Club to discuss financial statement of 2023 , cash dividend , increasing in company capital from 300 billion to 400 billion according to 55/ second . Trading has been suspend on Tuesday 7/5/2024 .
Bank of Baghdad (BBOB)	General Assembly Meeting will be hold on Saturday 18/5/2024 at the Dijla Town to discuss financial statement of 2023 , cash dividend , increasing in company capital from 250 billion to 325 billion according to 55/ second . Trading has been suspend on Tuesday 14/5/2024 .
Iraqi Agricultural Products (AIRP)	General Assembly Meeting will be hold on Monday 6/5/2024 at the company to discuss financial statement of 2021 , cash dividend . Trading has been suspend on Tuesday 30/4/2024 .
Region Trade Bank (BRTB)	General Assembly Meeting will be hold on Wednesday 8/5/2024 at the company in erbil to discuss financial statement of 2023 , cash dividend , increasing in company capital from 300 billion to 350 billion when the bank will be get the approval of GAM . Trading has been suspend on Sunday 5/5/2024 .
out of trading	
Babil Animal&vegetable Products (ABAP)	General Assembly Meeting will be hold on Monday 11/12/2023 at theAl Jadriya to discuss financial statement of 2021,2022 , cash dividend , discuss the deficit Trading has been suspend on Thursday 7/12/2023 .
Iraqi Land Transport (SILT)	General Assembly Meeting will be hold on Wednesday 6/3/2024 at the Trade Ministry VIP Hall to resign the current board of Administration and elect new five board of Administration .Trading has been suspend on Sunday 3/3/2024.
Credit Bank (BROI)	General Assembly Meeting will be hold on Thursday 2/5/2024 at the company to discuss financial statement of 2023 , cash dividend , increasing in company capital according to first , second /55, elect new board of Administration council . Trading has been suspend on Sunday 28/4/2024 .
AL- Mashreq al-Arabi Islamic Bank(BA	General Assembly Meeting will be hold on Sunday 5/5/2024 at the trananing and devlopment hall to discuss financial statement of 2023 , cash dividend . Trading has been suspend on Monday 29/4/2024 .

|