

Iraq Stock Exchange

Bulletin No (74)



سوق العراق للاوراق المالية
IRAQ STOCK EXCHANGE

ISX Trading Indices of Wednesday 29/4/2026

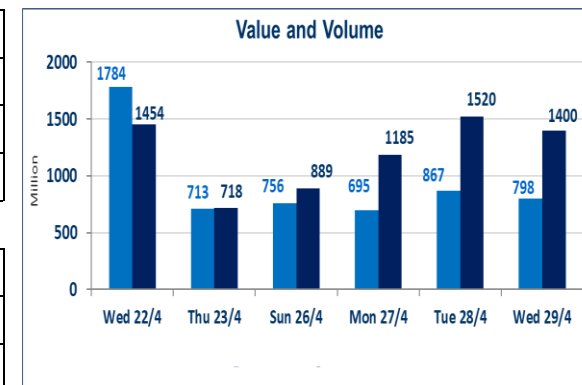
Traded Volume and OTC	798,427,912
-----------------------	-------------

Traded Value and OTC	1,400,585,171
----------------------	---------------

Traders	1341
---------	------

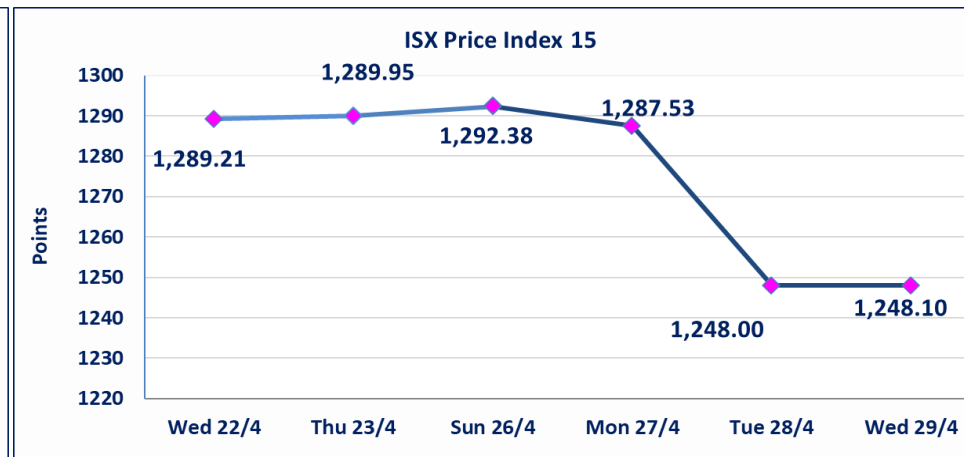
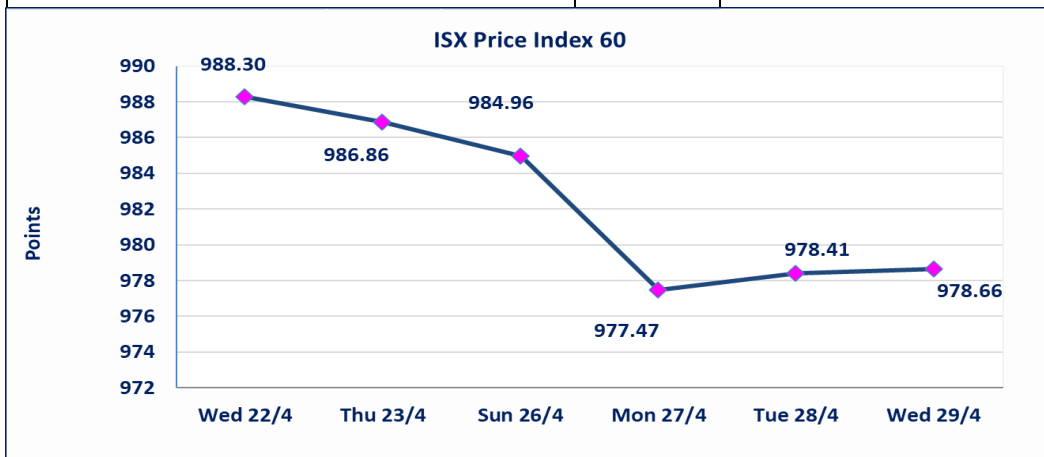
ISX Index 60	978.66
Previous ISX Index60	978.41
Change %	0.03
Change	0.25

ISX Index 15	1248.10
Previous ISX Index15	1248.00
Change %	0.01
Change	0.10



Listed Companies	104	OTC	14
Traded Listed Companies	55	OTC	1
GAM Companies	1		
Suspended Companies	8		

Non Traded listed	40	OTC	13
Higher Companies	8		
Lower Companies	19		



ISX top gaining and losing companies

Wednesday 29/4/2026

Gainers

Company Name	Closing Price	Change (%)	Traded Volume
Sumer Commercial Bank	0.190	5.56	7,697,606
Al-Khatam Telecom	3.700	2.78	101,241
Iraqi Islamic Bank	1.060	1.92	6,428,403
AL-Nukhba for Construction	0.710	1.43	7,777
National Bank of Iraq	3.970	1.28	76,377,468

Losers

Company Name	Closing Price	Change (%)	Traded Volume
Ashour Hotel	29.030	-4.98	10,162
Electronic Industry	1.520	-4.40	153,943
Al-Hilal Industries	1.340	-4.29	5,113
Tourist Village of Mosul dam	13.500	-3.91	47,468
Dar Al-Salam for Insurance	0.750	-3.85	4,000,000

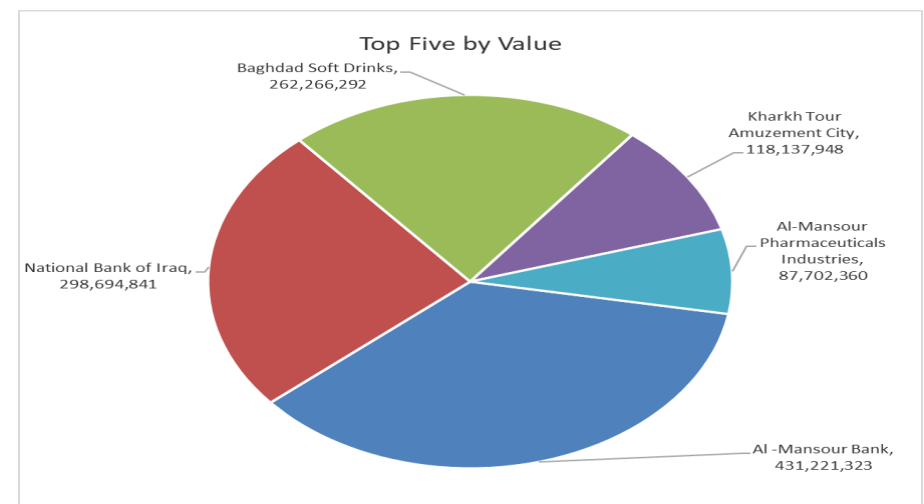
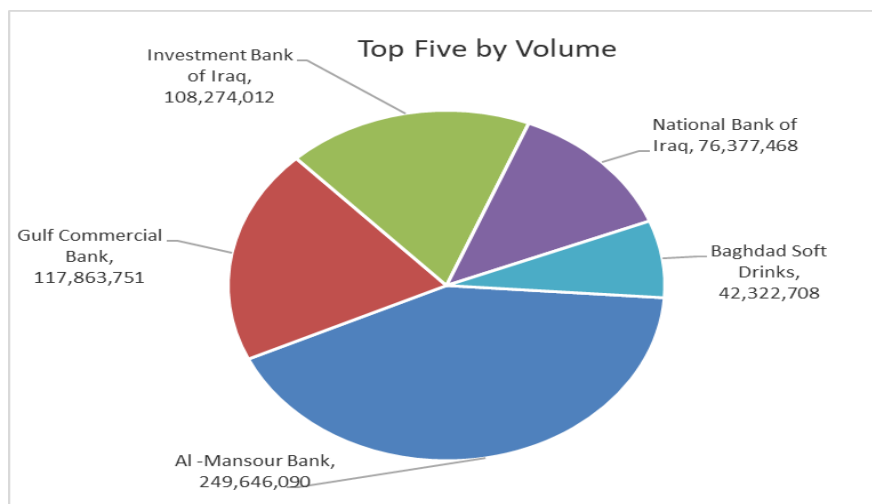
The most active companies in term of traded volume and value

Traded Volume

Company Name	Closing Price	Change (%)	Traded Volume
Al -Mansour Bank	1.710	0.00	249,646,090
Gulf Commercial Bank	0.350	0.00	117,863,751
Investment Bank of Iraq	0.230	0.00	108,274,012
National Bank of Iraq	3.970	1.28	76,377,468
Baghdad Soft Drinks	6.180	-0.16	42,322,708

Traded Value

Company Name	Closing Price	Change (%)	Traded Value
Al -Mansour Bank	1.710	0.00	431,221,323
National Bank of Iraq	3.970	1.28	298,694,841
Baghdad Soft Drinks	6.180	-0.16	262,266,292
Kharkh Tour Amuzement City	4.750	-0.63	118,137,948
Al-Mansour Pharmaceuticals Indu	2.260	0.00	87,702,360



Regular Market Bulletin No (74)



Company Name	Code	opening Price	highest price	lowest price	Average price	Prev Average price	Closing Price	prev closing price	change (%)	No.of Trades	Traded Volume	Traded Value
Banks Sector												
Ashur International Bank	BASH	0.240	0.240	0.240	0.240	0.240	0.240	0.240	0.00	5	6,837,731	1,641,055
Commercial Islamic Bank of Iraq	BCOI	0.650	0.650	0.650	0.650	0.660	0.650	0.660	-1.52	4	567,202	368,681
Economy Bank	BEFI	0.220	0.220	0.220	0.220	0.220	0.220	0.220	0.00	2	1,300,000	286,000
Gulf Commercial Bank	BGUC	0.350	0.350	0.340	0.350	0.340	0.350	0.350	0.00	32	117,863,751	41,251,529
Investment Bank of Iraq	BIBI	0.230	0.240	0.230	0.230	0.230	0.230	0.230	0.00	40	108,274,012	24,904,023
Iraqi Islamic Bank	BIIB	1.040	1.060	1.040	1.050	1.040	1.060	1.040	1.92	17	6,428,403	6,739,948
Middle East Bank	BIME	0.100	0.100	0.090	0.100	0.100	0.100	0.100	0.00	12	27,200,802	2,700,080
Mosul Bank For Investment	BMFI	0.140	0.140	0.140	0.140	0.140	0.140	0.140	0.00	2	10,000,000	1,400,000
Al -Mansour Bank	BMNS	1.710	1.750	1.710	1.730	1.710	1.710	1.710	0.00	243	249,646,090	431,221,323
National Bank of Iraq	BNOI	3.920	4.000	3.870	3.910	4.020	3.970	3.920	1.28	379	76,377,468	298,694,841
Sumer Commercial Bank	BSUC	0.180	0.190	0.180	0.190	0.180	0.190	0.180	5.56	19	7,697,606	1,450,045
Al-Taif Islamic Bank	BTIB	0.660	0.660	0.660	0.660	0.660	0.660	0.660	0.00	4	14,598	9,635
United Bank	BUND	0.050	0.050	0.050	0.050	0.050	0.050	0.050	0.00	14	26,908	1,345
Total of Banks Sector										773	612,234,571	810,668,505
Telecommunication Sector												
Asia Cell Telecommunication	TASC	16.590	16.590	16.450	16.490	16.530	16.540	16.590	-0.30	76	3,497,549	57,690,008
Al-Khatam Telecom	TZNI	3.730	3.730	3.650	3.690	3.620	3.700	3.600	2.78	6	101,241	373,145
Total of Telecommunication Sector										82	3,598,790	58,063,153
Insurance Sector												
Al-Ameen for Insurance	NAME	0.900	0.900	0.900	0.900	0.900	0.900	0.900	0.00	2	121,927	109,734
Dar Al-Salam for Insurance	NDSA	0.760	0.760	0.750	0.750	0.780	0.750	0.780	-3.85	2	4,000,000	3,005,000
Total of Insurance Sector										4	4,121,927	3,114,734
Service Sector												
Baghdad -Iraq Transportation	SBPT	23.350	23.450	23.300	23.360	23.380	23.450	23.350	0.43	13	285,019	6,657,958
Kharkh Tour Amuzement City	SKTA	4.750	4.750	4.750	4.750	4.870	4.750	4.780	-0.63	39	24,871,147	118,137,948
Mamoura Realestate	SMRI	3.200	3.200	3.170	3.190	3.200	3.200	3.200	0.00	21	1,255,219	4,006,783
AL-Nukhba for Construction	SNUC	0.710	0.710	0.710	0.710	0.700	0.710	0.700	1.43	1	7,777	5,522
Rehab Karbalaa	HKAR	0.600	0.600	0.600	0.600	0.600	0.600	0.600	0.00	5	100,000	60,000
Total of Service Sector										79	26,519,162	128,868,211
Industrial Sector												
Baghdad Soft Drinks	IBSD	6.190	6.230	6.170	6.200	6.200	6.180	6.190	-0.16	140	42,322,708	262,266,292
Iraqi Date Processing and Marke	IIDP	2.380	2.380	2.350	2.360	2.380	2.370	2.380	-0.42	6	754,210	1,777,520
Iraqi For Tufted Carpets	IITC	19.200	19.200	19.200	19.200	19.240	19.200	19.240	-0.21	1	2,000	38,400
Al -Khazer Construction Materia	IKHC	1.290	1.290	1.290	1.290	1.290	1.290	1.290	0.00	2	38,528	49,701
Al-Kindi of Veterinary Vaccines	IKLV	2.400	2.410	2.400	2.410	2.400	2.410	2.400	0.42	4	49,940	120,256
Al-Mansour Pharmaceuticals Inc	IMAP	2.260	2.260	2.260	2.260	2.260	2.260	2.260	0.00	84	38,806,354	87,702,360
Modern Sewing	IMOS	5.360	5.360	5.360	5.360	5.400	5.360	5.400	-0.74	2	50,000	268,000
Ready Made Clothes	IRMC	2.300	2.300	2.300	2.300	2.300	2.300	2.300	0.00	4	200,109	460,251
Total of Industrial Sector										243	82,223,849	352,682,779
Hotels Sector												
Baghdad Hotel	HBAG	11.880	11.880	11.880	11.880	11.880	11.880	11.880	0.00	3	2,755	32,729
Ishtar Hotels	HISH	9.100	9.140	9.100	9.120	9.100	9.100	9.100	0.00	4	11,307	103,115
Mansour Hotel	HMAN	47.600	47.600	47.600	47.600	47.970	47.600	47.600	0.00	3	5,798	275,985
National for Tourist Investment	HNTI	9.000	9.000	9.000	9.000	9.250	9.000	9.250	-2.70	1	241,203	2,170,827
Tourist Village of Mosul dam	HTVM	14.050	14.050	13.500	13.500	14.050	13.500	14.050	-3.91	5	47,468	641,012
Total of Hotels Sector										16	308,531	3,223,669
Agricultural Sector												
Babil Animal & Vegetable Produ	ABAP	10.500	10.600	10.200	10.350	10.390	10.490	10.650	-1.50	23	332,457	3,439,947
Agricultural Products Meat	AIPM	4.440	4.450	4.440	4.450	4.440	4.450	4.440	0.23	2	40,231	179,026
Iraqi Agricultural Products	AIRP	10.000	10.000	10.000	10.000	10.000	10.000	10.000	0.00	1	100,000	1,000,000
Modern for Animal Production	AMAP	0.360	0.360	0.360	0.360	0.370	0.360	0.370	-2.70	2	3,055,000	1,099,800
Total of Agricultural Sector										28	3,527,688	5,718,773
Total Of Regular										1,225	732,534,518	1,362,339,825

Second Platform Market Bulletin No (74)



Company Name	Code	opening Price	highest price	lowest price	Average price	Prev Average price	Closing Price	prev closing price	change (%)	No.of Trades	Traded Volume	Traded Value
Banks Sector												
Al-Ataa Islamic Bank	BLAD	0.100	0.100	0.100	0.100	0.100	0.100	0.100	0.00	1	100,000	10,000
Credit Bank Of Iraq	BROI	0.580	0.580	0.580	0.580	0.580	0.580	0.580	0.00	5	1,237,199	717,575
Region Trade Bank	BRTB	1.010	1.010	1.010	1.010	1.000	1.010	1.010	0.00	6	2,200,000	2,222,000
Total of Banks Sector										12	3,537,199	2,949,575
Insurance Sector												
Al-Hamraa for Insurance	NHAM	4.770	4.770	4.750	4.750	4.660	4.750	4.770	-0.42	6	2,390	11,363
Total of Insurance Sector										6	2,390	11,363
Service Sector												
Al-Ameen Estate Investment	SAEI	1.710	1.710	1.710	1.710	1.740	1.710	1.740	-1.72	3	25,000	42,750
Total of Industrial Sector										3	25,000	42,750
Industrial Sector												
Fallujah for construction Materi	IFCM	2.750	2.760	2.720	2.740	2.750	2.750	2.750	0.00	11	436,900	1,199,028
National Furniture Industries	IHFI	0.860	0.860	0.860	0.860	0.860	0.860	0.860	0.00	2	120,000	103,200
Total of Industrial Sector										13	556,900	1,302,228
Hotels Sector												
Ashour Hotel	HASH	30.550	30.550	29.030	29.050	30.550	29.030	30.550	-4.98	2	10,162	295,249
Total of Hotels Sector										2	10,162	295,249
Total of Non Regular										36	4,131,651	4,601,165

Undisclosed Platform Companies Bulletin No (74)



Company Name	Code	opening Price	highest price	lowest price	Average price	Prev Average price	Closing Price	prev closing price	change (%)	No.of Trades	Traded Volume	Traded Value
Service Sector												
General Transportation	SIGT	1.740	1.740	1.740	1.740	1.740	1.740	1.740	0.00	3	10,141	17,645
Total of Industrial Sector										3	10,141	17,645
Industrial Sector												
Electronic Industry	IELI	1.560	1.560	1.520	1.530	1.590	1.520	1.590	-4.40	8	153,943	235,951
Al-Hilal Industries	IHLI	1.400	1.400	1.340	1.340	1.400	1.340	1.400	-4.29	2	5,113	6,858
Iraqi Carton Manufactories	IICM	2.510	2.510	2.510	2.510	2.550	2.510	2.510	0.00	1	3,600	9,036
National Chemical &Plastic	INCP	1.870	1.870	1.870	1.870	1.870	1.870	1.870	0.00	3	2,148,338	4,017,392
The Light Industries	ITLI	1.200	1.200	1.170	1.180	1.200	1.170	1.190	-1.68	8	690,000	814,750
Total of Industrial Sector										22	3,000,994	5,083,987
Hotels Sector												
Palestine Hotel	HPAL	18.500	18.500	18.400	18.500	18.490	18.500	18.500	0.00	24	708,058	13,097,913
Total of Hotels Sector										24	708,058	13,097,913
Agricultural Sector												
Iraqi for Seed Production	AISP	4.840	4.840	4.820	4.830	4.850	4.830	4.840	-0.21	18	1,073,734	5,180,848
Total of Agricultural Sector										18	1,073,734	5,180,848
Total of Undisclosed										67	4,792,927	23,380,393
Grand Total										1,328	741,459,096	1,390,321,384

Iraq Stock Exchange not trading companies of Wednesday 29/4/2026

Company Names	Code	Previous Average Price	Closing Price
Banks Sector			
National Islamic Bank	BNAI	1.000	1.000
Elaf Islamic Bank	BELF	0.250	0.250
Kurdistan International Bank	BKUI	1.100	1.100
Union Bank of Iraq	BUOI	0.170	0.170
Asia Al Iraq Islamic Bank	BAIB	0.780	0.780
Cihan Bank for Islamic Investment&Finan	BCIH	2.200	2.200
Insurance Sector			
Gulf Insurance	NGIR	0.430	0.430
Service Sector			
Al-Mosul for funfairs	SMOF	7.000	7.000
Industrial Sector			
Iraqi Engineering Works	IIEW	6.335	6.350
Metallic Industries and Bicycles	IMIB	1.900	1.900
Hotels Sector			
Al-Sadeer Hotel	HSAD	23.000	23.000
Babylon Hotel	HBAY	102.000	102.000
Agricultural Sector			
Al-Ahlyia agricultural production	AAHP	2.110	2.110
Middle East for Production- Fish	AMEF	5.990	5.990
Company Names	Code	Previous Average Price	Closing Price
Banks Sector			
International Islamic Bank	BINT	0.200	0.200
Trans Iraq Bank Investment	BTRI	0.310	0.310
AL- Mal Islamic Bank	BMAL	1.000	1.000
Erbil Investment & FinanceBank	BERI	0.110	0.110
International Development Bank	BIDB	1.050	1.050
Al-Mashreq Al-Arabi Islamic Bank	BAMS	0.850	0.850
Iraq Noor Islamic Bank for Investment	BINI	0.250	0.250
Arab Islamic Bank	BAAI	1.000	1.000
Al-Rajih Islamic Bank	BRAJ	1.000	1.000
AL-Anssari Islamic Bank	BANS	0.050	0.050
Al-Mustashar Islamic Bank for Investmen	BMUI	1.000	1.000
Al-Qabidh Islamic Bank	BQAB	0.090	0.090
Trust International Islamic Bank	BTRU	0.750	0.750
World Islamic Bank for Investment	BWOR	1.000	1.000
Al janoob Islamic Bank	BJAB	0.940	0.940
Ameen Al-Iraq Islamic Bank	BAME	1.000	1.000
Investment Sector			
Al-Ameen for Financial Investment	VAMF	1.200	1.200
AL-Wiaam for Financial Investment	VWIF	0.690	0.690
Insurance Sector			
Alahliya For Insurance	NAHF	0.850	0.850
Industrial Sector			
Baghdad for Packing Materials	IBPM	2.860	2.860
Modern chemical industries	IMCI	100.000	100.000
Service Sector			
Ibdaa Al-sharq Alwast General Contractin	SIBD	1.000	1.000
Agricultural Sector			
AL-Rebass for Poultry&feed	AREB	-	-
Company Names	Code	Previous Average Price	Closing Price
Banks Sector			
Al-Qurtas Islamic Bank	BQUR	1.000	1.000
Service Sector			
AL-Badia for General Trans	SBAG	1.370	1.370
Industrial Sector			
Modern Construction Materials	IMCM	1.300	1.300

Iraq Stock Exchange
Non Iraqis' Bulletin Wednesday April 29 2026
Regular Market



Non Iraqi Trading of Regular Market (Buy)

Company Names	Code	No.of trades	Traded Shares	Trading Volume
Banks Sector				
National Bank Of Iraq	BNOI	10	7,500,000	29,327,500
Total Bank sector		10	7,500,000	29,327,500
Grand Total		10	7,500,000	29,327,500

Non Iraqi Trading of Regular Market (Sell)

Company Names	Code	No.of trades	Traded Shares	Trading Volume
Banks Sector				
National Bank Of Iraq	BNOI	4	1,500,000	5,985,000
Total Bank sector		4	1,500,000	5,985,000
Grand Total		4	1,500,000	5,985,000

Non Iraqi Trading of Second Market (BUY)

Company Names	Code	No. of trades	Traded Volume	Traded Value
Banks Sector				
Region Trade Bank	BRTB	6	2,200,000	2,222,000
Total Bank sector		6	2,200,000	2,222,000
Grand Total		6	2,200,000	2,222,000

OTC Platform Trading Bulletin No (74)

Company Name	Code	highest price	lowest price	Average price	No.of Trades	Traded Volume	Traded Value
Banks Sector							
Al-Warka Bank	BWAI	0.190	0.180	0.180	13	56,968,816	10,263,787
Total Of Money Service Sector					13	56,968,816	10,263,787
Total					13	56,968,816	10,263,787

Not Trading OTC Companies

Company Name	Code	Previous Average price
Banks Sector		
Hammurabi Commercial Bank	BHAM	—
Al-Sanam Islamic Bank	BSAN	3.000
Industrial Sector		
Kirkuk producing constructional materials	IKFP	2.750
Money Service Sector		
Karmal Brokerage	FKSX	10.000
Iraqi Deposit Insurance Corporation	FIDI	1.000
Rabee Securities	FRSE	9.500
Ishtar Gate for e-Paymant	FISH	1.000
Sama Baghdad Exchange	FSBE	—
Insurance Sector		
Shatt Al Arab Insurance	NSHA	1.000
Al Badia Insurance	NBAD	—
Kurdistan Insurance	NKUI	0.500
Elaf Insurance	NELF	—
Dilina Insurance Company	NDIL	—

Iraq Stock Exchange

Wednesday 29/4/2026



سوق العراق للاوراق المالية
IRAQ STOCK EXCHANGE

Not Trading Bonds Bulletin

Bond type	Publish type	Code	last trading price	immortilize date
Banaa Bonds /Million ID	Second	CB20	964,981	19/12/2025
Eamar Bonds /Million ID	First	CB30	1,001,095	—
Eamar Bonds /Million ID	Second	CB40	—	—
Eamar Bonds /500 Thousand ID	Third	CB45	—	—
Eamar Bonds /Million ID	Third	CB50	—	—
Injaz Bonds /500 Thousand ID	First	CB55	—	—
Injaz Bonds /Million ID	First	CB60	951,110	—
Injaz Bonds /500 Thousand ID	Second	CB65	507,301	—
Injaz Bonds /Million ID	Second	CB70	965,050	—
Injaz Bonds /500 Thousand ID	Third	CB75	—	—
Injaz Bonds /Million ID	Third	CB80	978,182	—
National Bonds/Million ID	First	CB90	—	—
National Bonds/500 Thousand ID	Second	CB95	—	—
National Bonds/Million ID	Second	CB100	—	—