

# Iraq Stock Exchange



Trading Session Sunday 28/4/2024 -

Traded Volume 3,502,117,054

ISX Index 60 994.99

Previous ISX Index60 1006.51

Change % -1.14

Change -11.52

Listed Companies 103

Traded Companies 33

General Assembly Co. 4

Suspended Co. 2

Bulletin No (79) of 2024

Traded Value 11,999,729,764 Trades 966

ISX Index 15 1085.24

Previous ISX Index15 1091.02

Change % -0.53

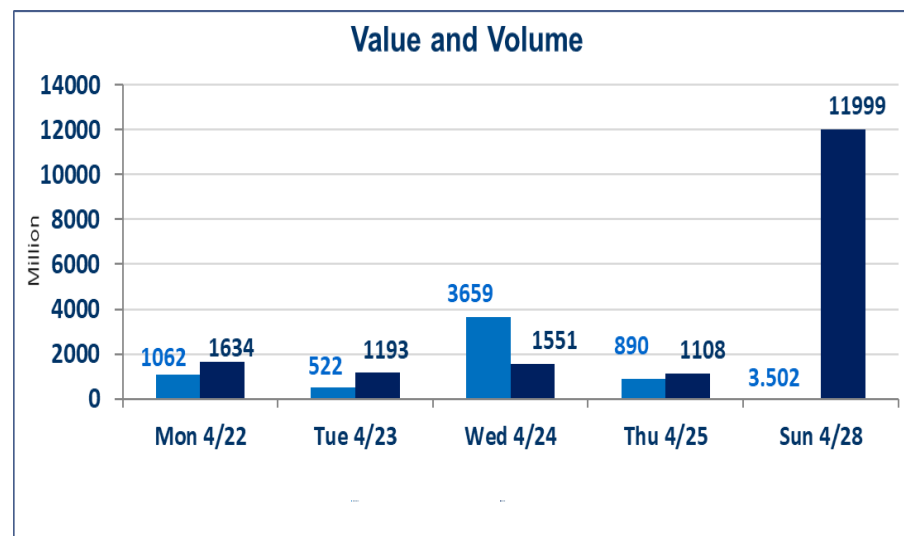
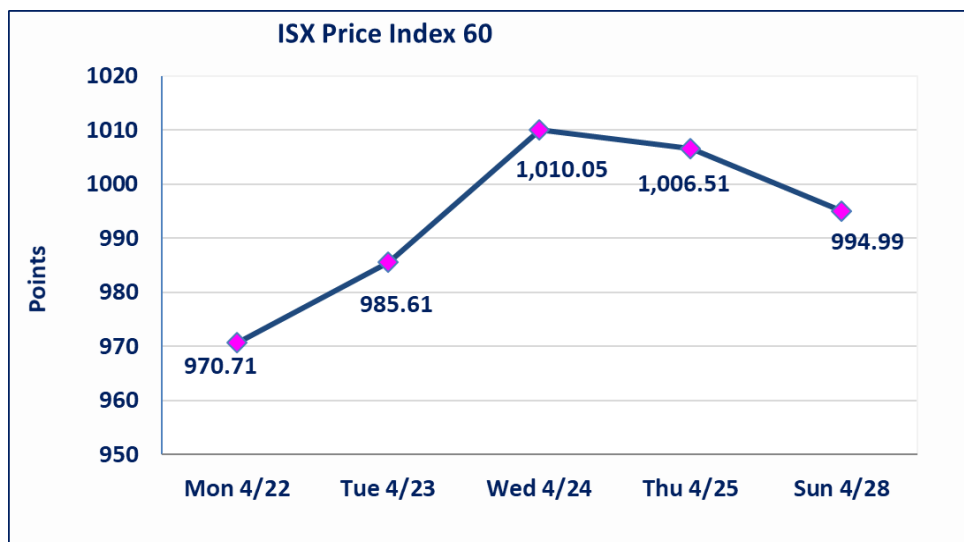
Change -5.78

Non Traded Co. 64

High Companies 8

Low Companies 12

Un Listed Companies OTC 2



### Gainers

| Company Name                 | Closing Price | Change (%) | Traded Volume |
|------------------------------|---------------|------------|---------------|
| Al -Hamraa Insurance         | 0.840         | 20.00      | 6,086,655     |
| Iraqi Marketing Date         | 1.700         | 3.03       | 18,200,000    |
| Baghdad Soft Drinks          | 4.500         | 2.74       | 1,091,602,724 |
| Baghdad -Iraq Transportation | 38.000        | 2.29       | 750,000       |
| Al-Mansour Hotel             | 45.000        | 2.27       | 10,500,000    |

### Losers

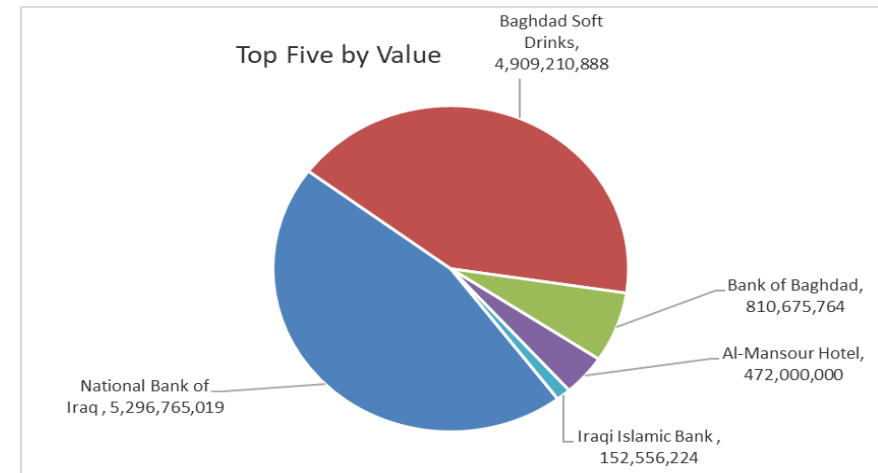
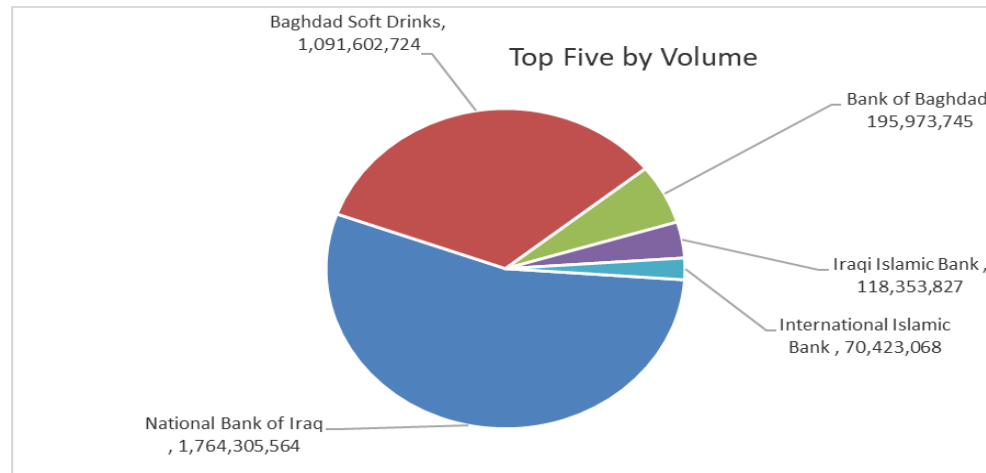
| Company Name               | Closing Price | Change (%) | Traded Volume |
|----------------------------|---------------|------------|---------------|
| Economy Bank               | 0.200         | -4.76      | 2,020,000     |
| Dar Al-Salam for Insurance | 0.800         | -4.76      | 100,000       |
| International Islamic Bank | 0.420         | -4.55      | 70,423,068    |
| Bank of Baghdad            | 4.230         | -4.30      | 195,973,745   |
| Iraqi Islamic Bank         | 1.280         | -3.76      | 118,353,827   |

### Traded Volume

| Company Name               | Closing Price | Change (%) | Traded Volume |
|----------------------------|---------------|------------|---------------|
| National Bank of Iraq      | 3.000         | -0.33      | 1,764,305,564 |
| Baghdad Soft Drinks        | 4.500         | 2.74       | 1,091,602,724 |
| Bank of Baghdad            | 4.230         | -4.30      | 195,973,745   |
| Iraqi Islamic Bank         | 1.280         | -3.76      | 118,353,827   |
| International Islamic Bank | 0.420         | -4.55      | 70,423,068    |

### Traded Value

| Company Name          | Closing Price | Change (%) | Traded Value  |
|-----------------------|---------------|------------|---------------|
| National Bank of Iraq | 3.000         | -0.33      | 5,296,765,019 |
| Baghdad Soft Drinks   | 4.500         | 2.74       | 4,909,210,888 |
| Bank of Baghdad       | 4.230         | -4.30      | 810,675,764   |
| Al-Mansour Hotel      | 45.000        | 2.27       | 472,000,000   |
| Iraqi Islamic Bank    | 1.280         | -3.76      | 152,556,224   |



## Regular Market Bulletin No (79)



| Company Name                       | Code | opening Price | highest price | lowest price | Average price | Prev Average price | Closing Price | prev closing price | change (%) | No.of Trades | Traded Volume        | Traded Value          |
|------------------------------------|------|---------------|---------------|--------------|---------------|--------------------|---------------|--------------------|------------|--------------|----------------------|-----------------------|
| <b>Banks Sector</b>                |      |               |               |              |               |                    |               |                    |            |              |                      |                       |
| Ashur International Bank           | BASH | 0.310         | 0.310         | 0.300        | 0.300         | 0.310              | 0.300         | 0.310              | -3.23      | 19           | 66,000,000           | 19,860,000            |
| Bank of Baghdad                    | BBOB | 4.400         | 4.400         | 4.000        | 4.140         | 4.410              | 4.230         | 4.420              | -4.30      | 275          | 195,973,745          | 810,675,764           |
| Commercial Bank of Iraq            | BCOI | 0.800         | 0.800         | 0.800        | 0.800         | 0.800              | 0.800         | 0.800              | 0.00       | 33           | 14,975,000           | 11,980,000            |
| Economy Bank                       | BEFI | 0.200         | 0.200         | 0.200        | 0.200         | 0.200              | 0.200         | 0.210              | -4.76      | 1            | 2,020,000            | 404,000               |
| Iraqi Islamic Bank                 | BIIB | 1.330         | 1.330         | 1.260        | 1.290         | 1.330              | 1.280         | 1.330              | -3.76      | 208          | 118,353,827          | 152,556,224           |
| Middle East Bank                   | BIME | 0.110         | 0.110         | 0.110        | 0.110         | 0.110              | 0.110         | 0.110              | 0.00       | 2            | 10,000,000           | 1,100,000             |
| Al -Mansour Bank                   | BMNS | 1.360         | 1.370         | 1.360        | 1.360         | 1.370              | 1.360         | 1.360              | 0.00       | 32           | 64,385,902           | 87,797,316            |
| National Islamic Bank              | BNAI | 0.620         | 0.620         | 0.620        | 0.620         | 0.610              | 0.620         | 0.610              | 1.64       | 1            | 1,000,000            | 620,000               |
| National Bank of Iraq              | BNOI | 3.030         | 3.150         | 3.000        | 3.000         | 3.030              | 3.000         | 3.010              | -0.33      | 147          | 1,764,305,564        | 5,296,765,019         |
| Sumer Commerical Bank              | BSUC | 0.100         | 0.100         | 0.100        | 0.100         | 0.100              | 0.100         | 0.100              | 0.00       | 4            | 30,000,000           | 3,000,000             |
| Union Bank of Iraq                 | BUOI | 0.200         | 0.200         | 0.200        | 0.200         | 0.200              | 0.200         | 0.200              | 0.00       | 1            | 24,097               | 4,819                 |
| <b>Total Of Banks Sector</b>       |      |               |               |              |               |                    |               |                    |            | <b>723</b>   | <b>2,267,038,135</b> | <b>6,384,763,142</b>  |
| <b>Telecommunication Sector</b>    |      |               |               |              |               |                    |               |                    |            |              |                      |                       |
| Asia Cell Telecommunication        | TASC | 9.700         | 9.710         | 9.600        | 9.630         | 9.730              | 9.620         | 9.700              | -0.82      | 39           | 8,319,763            | 80,120,660            |
| Al-Khatem Telecoms                 | TZNI | 2.420         | 2.470         | 2.420        | 2.460         | 2.420              | 2.470         | 2.420              | 2.07       | 2            | 20,085               | 49,352                |
| <b>Total Of Telecommunication</b>  |      |               |               |              |               |                    |               |                    |            | <b>41</b>    | <b>8,339,848</b>     | <b>80,170,012</b>     |
| <b>Insurance Sector</b>            |      |               |               |              |               |                    |               |                    |            |              |                      |                       |
| Dar Al-Salam for Insurance         | NDSA | 0.800         | 0.800         | 0.800        | 0.800         | 0.840              | 0.800         | 0.840              | -4.76      | 1            | 100,000              | 80,000                |
| <b>Total Of Insurance Sector</b>   |      |               |               |              |               |                    |               |                    |            | <b>1</b>     | <b>100,000</b>       | <b>80,000</b>         |
| <b>Services Sector</b>             |      |               |               |              |               |                    |               |                    |            |              |                      |                       |
| Baghdad -Iraq Transportati         | SBPT | 38.000        | 38.000        | 38.000       | 38.000        | 37.680             | 38.000        | 37.150             | 2.29       | 10           | 750,000              | 28,500,000            |
| Al-Nukhba for construction         | SNUC | 0.670         | 0.670         | 0.670        | 0.670         | 0.670              | 0.670         | 0.670              | 0.00       | 7            | 250,000              | 167,500               |
| <b>Total Of Services Sector</b>    |      |               |               |              |               |                    |               |                    |            | <b>17</b>    | <b>1,000,000</b>     | <b>28,667,500</b>     |
| <b>Industry Sector</b>             |      |               |               |              |               |                    |               |                    |            |              |                      |                       |
| Baghdad Soft Drinks                | IBSD | 4.400         | 4.530         | 4.300        | 4.500         | 4.390              | 4.500         | 4.380              | 2.74       | 102          | 1,091,602,724        | 4,909,210,888         |
| Iraqi Marketing Date               | IIDP | 1.600         | 1.730         | 1.600        | 1.690         | 1.630              | 1.700         | 1.650              | 3.03       | 21           | 18,200,000           | 30,819,000            |
| Iraqi For Tufted Carpets           | IITC | 14.990        | 14.990        | 14.990       | 14.990        | 14.990             | 14.990        | 14.990             | 0.00       | 1            | 65,000               | 974,350               |
| Al-Kindi of Veterinary Vaccin      | IKLV | 1.650         | 1.650         | 1.650        | 1.650         | 1.650              | 1.650         | 1.650              | 0.00       | 1            | 1,540,000            | 2,541,000             |
| Al-Mansour Pharmaceutical          | IMAP | 1.930         | 1.950         | 1.920        | 1.920         | 1.940              | 1.950         | 1.940              | 0.52       | 17           | 4,885,788            | 9,398,820             |
| <b>Total Of Industry Sector</b>    |      |               |               |              |               |                    |               |                    |            | <b>142</b>   | <b>1,116,293,512</b> | <b>4,952,944,058</b>  |
| <b>Hotels Sector</b>               |      |               |               |              |               |                    |               |                    |            |              |                      |                       |
| Al-Mansour Hotel                   | HMAN | 44.000        | 45.000        | 44.000       | 44.950        | 44.000             | 45.000        | 44.000             | 2.27       | 15           | 10,500,000           | 472,000,000           |
| <b>Total Of Hotels Sector</b>      |      |               |               |              |               |                    |               |                    |            | <b>15</b>    | <b>10,500,000</b>    | <b>472,000,000</b>    |
| <b>Agriculture Sector</b>          |      |               |               |              |               |                    |               |                    |            |              |                      |                       |
| Iraqi for Seed Production          | AISP | 8.600         | 8.700         | 8.600        | 8.680         | 8.880              | 8.650         | 8.870              | -2.48      | 13           | 1,351,664            | 11,726,894            |
| <b>Total Of Agriculture Sector</b> |      |               |               |              |               |                    |               |                    |            | <b>13</b>    | <b>1,351,664</b>     | <b>11,726,894</b>     |
| <b>Total Of Regular</b>            |      |               |               |              |               |                    |               |                    |            | <b>952</b>   | <b>3,404,623,159</b> | <b>11,930,351,606</b> |

## Non Regular Market Bulletin No (79)

| Company Name                      | Code | opening Price | highest price | lowest price | Average price | Prev Average price | Closing Price | prev closing price | change (%) | No.of Trades | Traded Volume | Traded Value |
|-----------------------------------|------|---------------|---------------|--------------|---------------|--------------------|---------------|--------------------|------------|--------------|---------------|--------------|
| <b>Banks Sector</b>               |      |               |               |              |               |                    |               |                    |            |              |               |              |
| International Islamic Bank        | BINT | 0.420         | 0.420         | 0.420        | 0.420         | 0.450              | 0.420         | 0.440              | -4.55      | 8            | 70,423,068    | 29,577,689   |
| <b>Total Of Banks Sector</b>      |      |               |               |              |               |                    |               |                    |            | 8            | 70,423,068    | 29,577,689   |
| <b>Insurance Sector</b>           |      |               |               |              |               |                    |               |                    |            |              |               |              |
| Al -Hamraa Insurance              | NHAM | 0.700         | 0.840         | 0.700        | 0.760         | 0.700              | 0.840         | 0.700              | 20.00      | 3            | 6,086,655     | 4,647,490    |
| <b>Total Of Insurance Sector</b>  |      |               |               |              |               |                    |               |                    |            | 3            | 6,086,655     | 4,647,490    |
| <b>Investment Sector</b>          |      |               |               |              |               |                    |               |                    |            |              |               |              |
| Al-Ameen for Financial Inves      | VAMF | 1.000         | 1.000         | 1.000        | 1.000         | 1.000              | 1.000         | 1.000              | 0.00       | 1            | 72,916        | 72,916       |
| <b>Total Of Investment Sector</b> |      |               |               |              |               |                    |               |                    |            | 1            | 72,916        | 72,916       |
| <b>Services Sector</b>            |      |               |               |              |               |                    |               |                    |            |              |               |              |
| Al-Ameen Estate Investmen         | SAEI | 2.800         | 2.800         | 2.800        | 2.800         | 2.850              | 2.800         | 2.850              | -1.75      | 3            | 2,500,000     | 7,000,000    |
| <b>Total Of Services Sector</b>   |      |               |               |              |               |                    |               |                    |            | 3            | 2,500,000     | 7,000,000    |
| <b>Industry Sector</b>            |      |               |               |              |               |                    |               |                    |            |              |               |              |
| Fallujah for construction Ma      | IFCM | 3.650         | 3.650         | 3.640        | 3.650         | 3.650              | 3.650         | 3.650              | 0.00       | 22           | 1,752,372     | 6,393,658    |
| <b>Total Of Industry Sector</b>   |      |               |               |              |               |                    |               |                    |            | 22           | 1,752,372     | 6,393,658    |
| <b>Total Of Non Regular</b>       |      |               |               |              |               |                    |               |                    |            | 37           | 80,835,011    | 47,691,753   |

## Undisclosed Platform Companies Bulletin (79)

| Company Name                    | Code | opening Price | highest price | lowest price | Average price | Prev Average price | Closing Price | prev closing price | change (%) | No.of Trades | Traded Volume | Traded Value   |
|---------------------------------|------|---------------|---------------|--------------|---------------|--------------------|---------------|--------------------|------------|--------------|---------------|----------------|
| <b>Industry Sector</b>          |      |               |               |              |               |                    |               |                    |            |              |               |                |
| Al-Hilal Industries             | IHLI | 0.980         | 0.980         | 0.980        | 0.980         | 0.980              | 0.980         | 0.980              | 0.00       | 2            | 498,884       | 488,906        |
| Iraqi Carton Manufacturies      | IICM | 1.170         | 1.170         | 1.170        | 1.170         | 1.170              | 1.170         | 1.170              | 0.00       | 1            | 8,000,000     | 9,360,000      |
| National Chemical &Plastic      | INCP | 1.850         | 1.850         | 1.850        | 1.850         | 1.860              | 1.850         | 1.860              | -0.54      | 1            | 5,150,000     | 9,527,500      |
| The Light Industries            | ITLI | 0.680         | 0.680         | 0.680        | 0.680         | 0.700              | 0.680         | 0.700              | -2.86      | 2            | 3,000,000     | 2,040,000      |
| <b>Total Of Industry Sector</b> |      |               |               |              |               |                    |               |                    |            | 6            | 16,648,884    | 21,416,406     |
| <b>Hotels Sector</b>            |      |               |               |              |               |                    |               |                    |            |              |               |                |
| Al-Sadeer Hotel                 | HSAD | 27.000        | 27.000        | 27.000       | 27.000        | 27.000             | 27.000        | 27.000             | 0.00       | 1            | 10,000        | 270,000        |
| <b>Total Of Hotels Sector</b>   |      |               |               |              |               |                    |               |                    |            | 1            | 10,000        | 270,000        |
| <b>Total of un disclosed</b>    |      |               |               |              |               |                    |               |                    |            | 7            | 16,658,884    | 21,686,406     |
| <b>Grand Total</b>              |      |               |               |              |               |                    |               |                    |            | 996          | 3,502,117,054 | 11,999,729,764 |

# Iraq Stock Exchange



Trading Session Sunday 28/4/2024

## Not Trading OTC

| Company Name     | Code | Previous Average price |
|------------------|------|------------------------|
| Rabee Securities | FRSE | —                      |
| Karmal Brokerage | FKSX | 10.000                 |



## Not Trading Bonds Bulletin

| Bond type                 | Publish type | Code | last trading price | immortilize date |
|---------------------------|--------------|------|--------------------|------------------|
| Banaa Bonds / million ID  | First        | CB10 | 1030000            | 10/12/2025       |
| Banaa Bonds / million ID  | second       | CB20 | 964981             | 19/12/2025       |
| Amara Bonds /500 thousand | First        | CB25 | —                  | 9/10/2025        |
| Amara Bonds /Million ID   | First        | CB30 | 984000             | 9/10/2027        |
| Amara Bonds /500 thousand | Second       | CB35 | —                  | —                |
| Amara Bonds /Million ID   | Second       | CB40 | —                  | —                |
| Amara Bonds /500 thousand | Third        | CB45 | —                  | —                |
| Amara Bonds /Million ID   | Third        | CB50 | —                  | —                |

## Iraq Stock Exchange non trading companies on Sunday 28/4/2024

| Company Names                             | Code | Previous Average Price | Closing Price |
|---|------|------------------------|---------------|
| <b>Banking Sector</b>                     |      |                        |               |
| Cihan Islamic Bank                        | BCIH | 2.200                  | 2.200         |
| Elaf Islamic Bank                         | BELF | 0.550                  | 0.550         |
| Asia Al Iraq Islamic Bank                 | BAIB | 0.900                  | 0.900         |
| Kurdistan International Bank              | BKUI | 0.850                  | 0.850         |
| Gulf Commercial Bank                      | BGUC | 0.170                  | 0.180         |
| Investment Bank of Iraq                   | BIBI | 0.360                  | 0.370         |
| Al-Taif Islamic Bank                      | BTIB | 0.690                  | 0.690         |
| United Bank                               | BUND | 0.090                  | 0.090         |
| Mosul Bank For Investment                 | BMFI | 0.190                  | 0.190         |
| <b>Insurance Sector</b>                   |      |                        |               |
|   |      | 0.840                  | 0.840         |
| Al-Ameen for Insurance                    | NAME | 0.650                  | 0.650         |
| Gulf Insurance                            | NGIR | 0.400                  | 0.400         |
| <b>Services Sector</b>                    |      |                        |               |
| Rehab Karbala                             | HKAR | 0.820                  | 0.820         |
| Kharkh Tour Amuzement City                | SKTA | 4.810                  | 4.800         |
| Al-Mosul for funfairs                     | SMOF | 8.900                  | 8.900         |
| Mamoura Realestate Investment             | SMRI | 7.180                  | 7.180         |
| <b>Industry Sector</b>                    |      |                        |               |
| Iraqi Engineering Works                   | IIEW | 4.500                  | 4.500         |
| Modern Sewing                             | IMOS | 10.000                 | 10.000        |
| Metallic Industries and Bicycles          | IMIB | 1.980                  | 2.000         |
| Ready Made Clothes                        | IRMC | 3.850                  | 3.850         |
| Al -Khazer Road for Construction Material | IKHC | 2.500                  | 2.500         |
| <b>Hotels Sector</b>                      |      |                        |               |
| Babylon Hotel                             | HBAY | 110.000                | 110.000       |
| Baghdad Hotel                             | HBAG | 11.250                 | 11.250        |
| Ishtar Hotel                              | HISH | 9.270                  | 9.270         |
| Tourist Village of Mosul dam              | HTVM | 11.000                 | 11.000        |
| <b>Agriculture Sector</b>                 |      |                        |               |
| Agricultural Products Meat                | AIPM | 5.000                  | 5.000         |
| Middle East for Production- Fish          | AMEF | 7.300                  | 7.300         |
| Iraqi Agricultural Products               | AIRP | 22.430                 | 22.420        |
| Modern for Animal Production              | AMAP | 0.510                  | 0.510         |
| Al-Ahlyia agricultural production         | AAHP | 0.950                  | 0.950         |
| Company Names                             | Code | Previous Average Price | Closing Price |
| <b>Banks Sector</b>                       |      |                        |               |
| World Islamic Bank                        | BWOR | 1.000                  | 1.000         |
| Arabiya Islamic Bank                      | BAAI | 1.000                  | 1.000         |
| Zain Al-Iraq Islamic Bank                 | BZII | 0.340                  | 0.340         |
| Al-Qurtas Islamic Bank                    | BQUR | 1.000                  | 1.000         |
| Arabiya Islamic Bank                      | BAAI | 1.000                  | 1.000         |
| Al Janoob Islamic Bank Investment         | BJAB | 1.000                  | 1.000         |
| Region Trade Bank                         | BRTB | 1.000                  | 1.000         |
| Ameen Al Iraq Islamic Bank                | BAME | 1.000                  | 1.000         |
| International Development Bank            | BIDB | 1.000                  | 1.000         |
| Al- Qabidh Islamic Bank                   | BQAB | 0.240                  | 0.240         |
| Al Anssari Islamic Bank                   | BANS | 1.000                  | 1.000         |
| Iraq Noor Islamic Bank                    | BINI | 1.050                  | 1.050         |
| AL- Mashreq al-Arabi Islamic Bank         | BAMS | -                      | -             |
| Erbil Bank                                | BERI | 0.110                  | 0.110         |

|                                      |      |                        |               |
|--------------------------------------|------|------------------------|---------------|
| Trust International Islamic Bank     | BTRU | 0.750                  | 0.750         |
| Trans Iraq Bank for Investment       | BTRI | 0.740                  | 0.740         |
| Al Mustashar Bank                    | BMUI | 1.000                  | 1.000         |
| Al Attaa Islamic Bank                | BLAD | 0.130                  | 0.130         |
| Erbil Bank                           | BERI | 0.110                  | 0.110         |
| <b>Insurance Sector</b>              |      |                        |               |
| Alahliya For Insurance               | NAHF | 0.330                  | 0.330         |
| <b>Investment Sector</b>             |      |                        |               |
| Al-Zawraa for Financial Investment   | VZAF | 0.180                  | 0.180         |
| AL-Wiaam for Financial Investment    | VWIF | 0.310                  | 0.350         |
| Bain Al-Nahrain Financial Investment | VMES | 0.900                  | 0.900         |
| <b>Services Sector</b>               |      |                        |               |
| Ibdaa Al-Sharq Al-Awsat              | SIBD | 1.000                  | 1.000         |
| <b>Industry Sector</b>               |      |                        |               |
| National Furniture Industries        | IHFI | 2.610                  | 2.610         |
| Baghdad for Packing Materials        | IBPM | 2.250                  | 2.250         |
| Modern chemical industries           | IMCI | 100.000                | 100.000       |
| <b>Hotels Sector</b>                 |      |                        |               |
| Ashour Hotel                         | HASH | 17.600                 | 17.600        |
| <b>Agriculture Sector</b>            |      |                        |               |
| Al-Ribas for Poultry and Fodder      | AREB | –                      | –             |
| Company Names                        | Code | Previous Average Price | Closing Price |
| <b>Banks Sector</b>                  |      |                        |               |
| Babylon Bank                         | BBAY | 0.070                  | 0.070         |
| <b>Services Sector</b>               |      |                        |               |
| AL-Badia for General Trans           | SBAG | 0.570                  | 0.570         |
| General Transportation               | SIGT | 0.990                  | 0.990         |
| <b>IndustrySector</b>                |      |                        |               |
| Electronic Industries                | IELI | 0.730                  | 0.730         |
| Modern Construction Materials        | IMCM | 0.630                  | 0.630         |
| <b>Investment Sector</b>             |      |                        |               |
| AL- Batek Investment                 | VBAT | 0.380                  | 0.380         |
| Alkhair for financial Investment     | VKHF | 0.200                  | 0.200         |
| <b>Hotels Sector</b>                 |      |                        |               |
| Palestine Hotel                      | HPAL | 22.060                 | 22.000        |



### Iraq Stock Exchange Suspended Companies

|                              |            |   |
|------------------------------|------------|---|
| Al-Rajih Islamic Bank (BRAJ) | 9/19/2021  | The trading suspended for not produce the Annual disclosure for 2020 at closing price (1.000) ID. |
| North Bank (BNOR)            | 31/10/2022 | The trading suspended by ISC decision at closing price (0.070) ID.                                |

## Iraq Stock Exchange News of listed companies Sunday 28/4/2024

### Companies News

|  |  |
|--|--|
| Iraqi Islamic Bank (BIIB)              | General Assembly Meeting will be hold on Saturday 11/5/2024 at the Iraqi Hunting Club to discuss financial statement of 2023 , cash dividend , increasing in company capital from 300 billion to 400 billion according to 55/ second . Trading has been suspend on Tuesday 7/5/2024 .                    |
| Bank of Baghdad (BBOB)                 | General Assembly Meeting will be hold on Saturday 18/5/2024 at the Dijla Town to discuss financial statement of 2023 , cash dividend , increasing in company capital from 250 billion to 325 billion according to 55/ second . Trading has been suspend on Tuesday 14/5/2024 .                           |
| AL- Mashreq al-Arabi Islamic Bank(BA)  | General Assembly Meeting will be hold on Sunday 5/5/2024 at the trananing and devlopment hall to discuss financial statement of 2023 , cash dividend . Trading has been suspend on Monday 29/4/2024 .  |
| Iraqi Agricultural Products (AIRP)     | General Assembly Meeting will be hold on Monday 6/5/2024 at the company to discuss financial statement of 2021 , cash dividend . Trading has been suspend on Tuesday 30/4/2024 .   |
| Region Trade Bank (BRTB)               | General Assembly Meeting will be hold on Wednesday 8/5/2024 at the company in erbil to discuss financial statement of 2023 , cash dividend , increasing in company capital from 300 billion to 350 billion when the bank will be get the approval of GAM . Trading has been suspend on Sunday 5/5/2024 . |
| out of trading                         |  |
| Babil Animal&vegetable Products (ABAP) | General Assembly Meeting will be hold on Monday 11/12/2023 at theAl Jadriya to discuss financial statement of 2021,2022 , cash dividend , discuss the deficit Trading has been suspend on Thursday 7/12/2023 .   |
| Iraqi Land Transport (SILT)            | General Assembly Meeting will be hold on Wednesday 6/3/2024 at the Trade Ministry VIP Hall to resign the current board of Administration and elect new five board of Administration .Trading has been suspend on Sunday 3/3/2024.  |
| National for Tourist Investment( HNTI) | General Assembly Meeting will be hold on Sunday 21/4/2024 at the company to discuss financial statement of 2022 , cash dividend. Trading has been suspend on Tuesday 16/4/2024 .   |
| Credit Bank (BROI)                     | General Assembly Meeting will be hold on Thursday 2/5/2024 at the company to discuss financial statement of 2023 , cash dividend , increasing in company capital according to first , second /55, elect new board of Administration council . Trading has been suspend on Sunday 28/4/2024 .             |