

Iraq Stock Exchange

Bulletin No (73)



سوق العراق للاوراق المالية
IRAQ STOCK EXCHANGE

ISX Trading Indices of Tuesday 28/4/2026

Traded Volume and OTC	867,945,271
-----------------------	-------------

Traded Value and OTC	1,520,846,070
----------------------	---------------

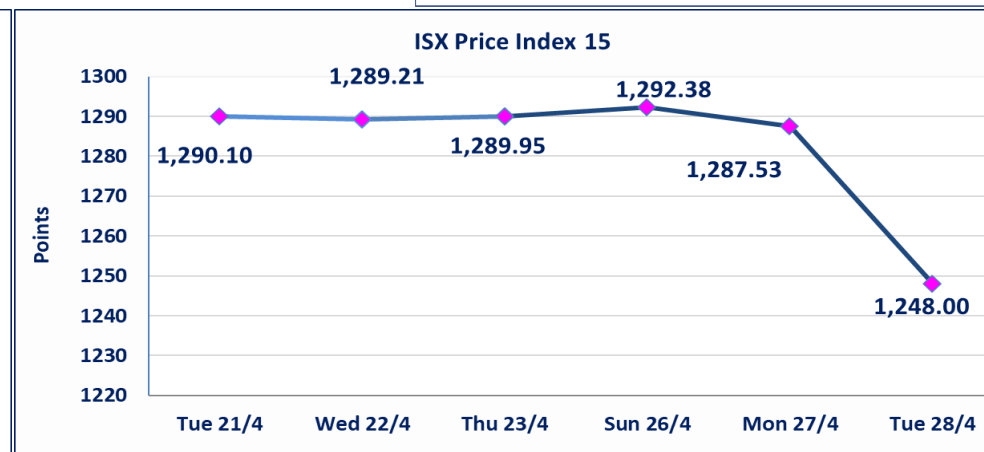
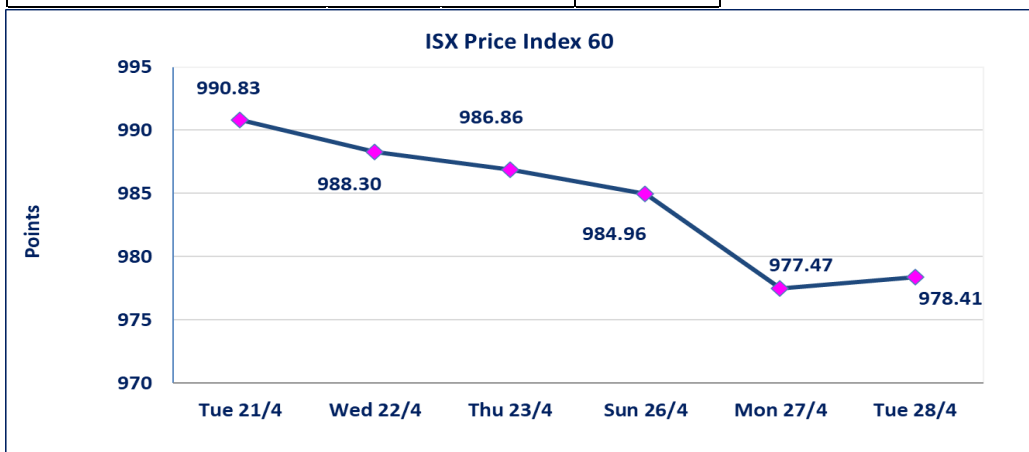
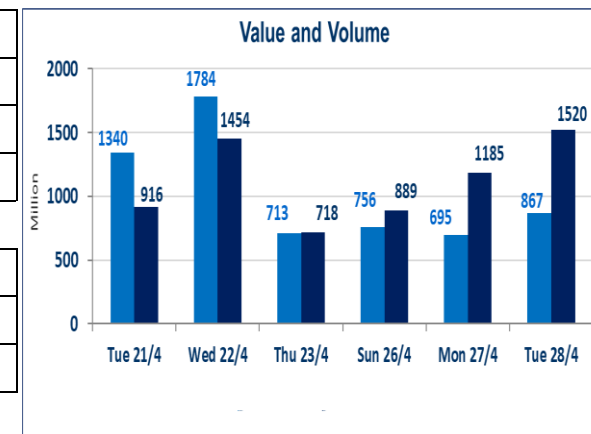
Traders	1361
---------	------

ISX Index 60	978.41
Previous ISX Index60	977.47
Change %	0.10
Change	0.94

ISX Index 15	1248.00
Previous ISX Index15	1287.53
Change %	-3.07
Change	-39.53

Listed Companies	104	OTC	14
Traded Listed Companies	49	OTC	1
GAM Companies	1		
Suspended Companies	8		

Non Traded listed	46	OTC	13
Higher Companies	15		
Lower Companies	14		



ISX top gaining and losing companies

Tuesday 28/4/2026

Gainers

Company Name	Closing Price	Change (%)	Traded Volume
Al-Hamraa for Insurance	4.770	4.84	66,626
Investment Bank of Iraq	0.230	4.55	84,633,412
Al -Khazer Construction Materials	1.290	3.20	1,165
Al-Taif Islamic Bank	0.660	3.13	67,695
Agricultural Products Meat	4.440	3.02	10,000

Losers

Company Name	Closing Price	Change (%)	Traded Volume
Mansour Hotel	47.600	-4.80	2,546
National Furniture Industries	0.860	-4.44	1,026,603
Ashur International Bank	0.240	-4.00	32,532,104
Iraqi Carton Manafactories	2.510	-3.46	300,000
Modern for Animal Production	0.370	-2.63	51,961

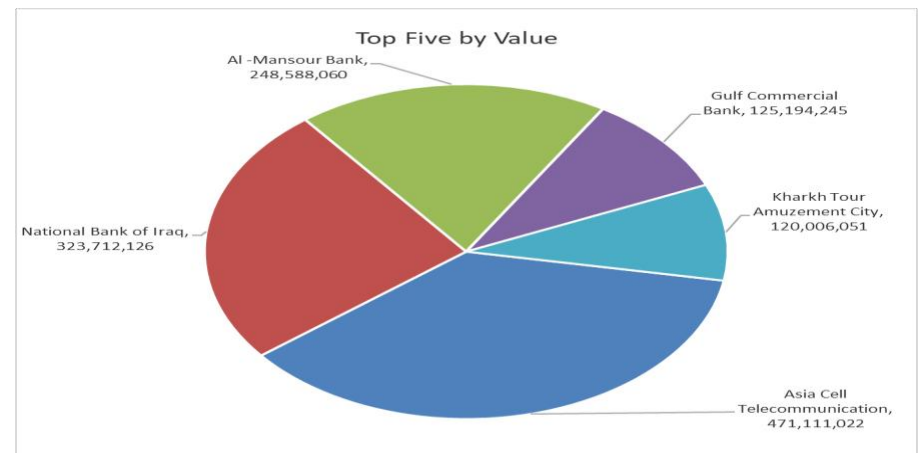
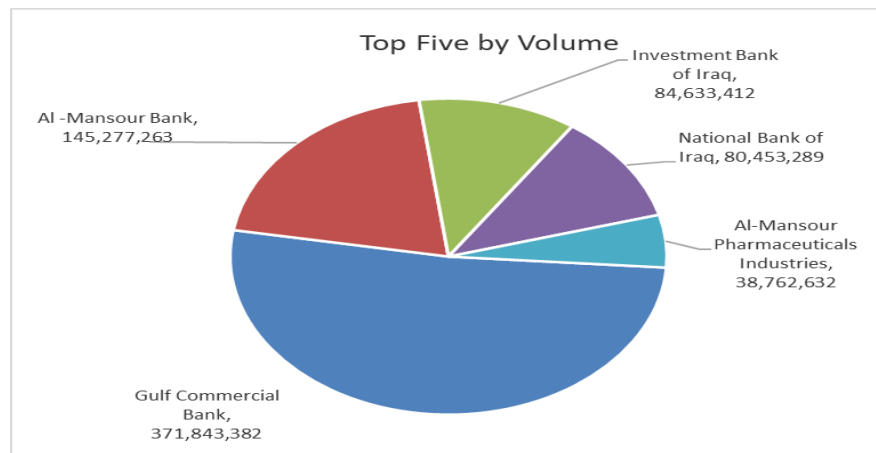
The most active companies in term of traded volume and value

Traded Volume

Company Name	Closing Price	Change (%)	Traded Volume
Gulf Commercial Bank	0.350	2.94	371,843,382
Al -Mansour Bank	1.710	0.59	145,277,263
Investment Bank of Iraq	0.230	4.55	84,633,412
National Bank of Iraq	3.920	-22.83	80,453,289
Al-Mansour Pharmaceuticals Indu	2.260	0.44	38,762,632

Traded Value

Company Name	Closing Price	Change (%)	Traded Value
Asia Cell Telecommunication	16.590	0.42	471,111,022
National Bank of Iraq	3.920	-22.83	323,712,126
Al -Mansour Bank	1.710	0.59	248,588,060
Gulf Commercial Bank	0.350	2.94	125,194,245
Kharkh Tour Amuzement City	4.780	-2.45	120,006,051



Regular Market Bulletin No (73)



Company Name	Code	opening Price	highest price	lowest price	Average price	Prev Average price	Closing Price	prev closing price	change (%)	No.of Trades	Traded Volume	Traded Value
Banks Sector												
Ashur International Bank	BASH	0.250	0.250	0.240	0.240	0.250	0.240	0.250	-4.00	24	32,532,104	7,810,491
Commercial Islamic Bank of Iraq	BCOI	0.660	0.660	0.660	0.660	0.660	0.660	0.660	0.00	3	1,746,013	1,152,369
Economy Bank	BEFI	0.220	0.230	0.220	0.220	0.220	0.220	0.220	0.00	4	2,010,000	442,300
Gulf Commercial Bank	BGUC	0.330	0.350	0.330	0.340	0.340	0.350	0.340	2.94	68	371,843,382	125,194,245
Investment Bank of Iraq	BIBI	0.220	0.230	0.210	0.230	0.220	0.230	0.220	4.55	55	84,633,412	19,132,733
Iraqi Islamic Bank	BIIB	1.030	1.050	1.030	1.040	1.020	1.040	1.030	0.97	44	24,746,843	25,664,085
Middle East Bank	BIME	0.100	0.100	0.100	0.100	0.100	0.100	0.100	0.00	22	6,646,049	664,605
Kurdistan International Bank	BKUI	1.100	1.100	1.100	1.100	1.100	1.100	1.100	0.00	1	45,183	49,701
Mosul Bank For Investment	BMFI	0.140	0.140	0.140	0.140	0.140	0.140	0.140	0.00	3	6,420,000	898,800
Al -Mansour Bank	BMNS	1.700	1.720	1.700	1.710	1.700	1.710	1.700	0.59	139	145,277,263	248,588,060
National Bank of Iraq	BNOI	4.270	4.270	3.920	4.020	5.090	3.920	5.080	-22.83	452	80,453,289	323,712,126
Al-Taif Islamic Bank	BTIB	0.660	0.660	0.660	0.660	0.640	0.660	0.640	3.13	7	67,695	44,679
United Bank	BUND	0.050	0.050	0.050	0.050	0.050	0.050	0.050	0.00	10	227,494	11,375
Total of Banks Sector										832	756,648,727	753,365,569
Telecommunication Sector												
Asia Cell Telecommunication	TASC	16.520	16.600	16.500	16.530	16.560	16.590	16.520	0.42	169	28,502,906	471,111,022
Al-Khatam Telecom	TZNI	3.600	3.700	3.600	3.620	3.600	3.600	3.600	0.00	13	192,996	698,916
Total of Telecommunication Sector										182	28,695,902	471,809,938
Insurance Sector												
Al-Ameen for Insurance	NAME	0.890	0.900	0.890	0.900	0.890	0.900	0.890	1.12	4	22,343	20,087
Total of Insurance Sector										4	22,343	20,087
Service Sector												
Baghdad -Iraq Transportation	SBPT	23.630	23.630	23.350	23.380	23.310	23.350	23.350	0.00	25	572,341	13,378,729
Kharkh Tour Amuzement City	SKTA	4.900	4.900	4.780	4.870	4.760	4.780	4.900	-2.45	18	24,632,161	120,006,051
Mamoura Realestate	SMRI	3.200	3.200	3.200	3.200	3.190	3.200	3.200	0.00	2	250,000	800,000
AL-Nukhba for Construction	SNUC	0.700	0.700	0.700	0.700	0.710	0.700	0.710	-1.41	1	564,715	395,301
Rehab Karbalaa	HKAR	0.600	0.600	0.600	0.600	0.600	0.600	0.600	0.00	1	29,000	17,400
Total of Service Sector										47	26,048,217	134,597,481
Industrial Sector												
Baghdad Soft Drinks	IBSD	6.190	6.200	6.180	6.200	6.190	6.190	6.190	0.00	90	8,408,569	52,111,959
Iraqi Date Processing and Marke	IIDP	2.390	2.390	2.380	2.380	2.400	2.380	2.390	-0.42	4	253,743	604,946
Iraqi Engineering Works	IIEW	6.350	6.350	6.350	6.350	6.350	6.350	6.350	0.00	1	6,871	43,631
Iraqi For Tufted Carpets	IITC	19.240	19.240	19.240	19.240	19.250	19.240	19.240	0.00	1	2,079	40,000
Al -Khazer Construction Material	IKHC	1.290	1.290	1.290	1.290	1.250	1.290	1.250	3.20	1	1,165	1,503
Al-Mansour Pharmaceuticals Ind	IMAP	2.250	2.260	2.250	2.260	2.250	2.260	2.250	0.44	60	38,762,632	87,509,364
Modern Sewing	IMOS	5.400	5.400	5.400	5.400	5.400	5.400	5.400	0.00	4	11,444	61,798
Ready Made Clothes	IRMC	2.300	2.300	2.300	2.300	2.290	2.300	2.290	0.44	5	385,000	885,500
Total of Industrial Sector										166	47,831,503	141,258,700
Hotels Sector												
Baghdad Hotel	HBAG	11.880	11.880	11.880	11.880	12.000	11.880	12.000	-1.00	2	1,414	16,798
Ishtar Hotels	HISH	9.000	9.100	9.000	9.100	9.010	9.100	9.000	1.11	3	100,322	912,898
Mansour Hotel	HMAN	49.990	49.990	47.600	47.970	50.000	47.600	50.000	-4.80	6	2,546	122,129
Total of Hotels Sector										11	104,282	1,051,826
Agricultural Sector												
Babil Animal & Vegetable Produ	ABAP	10.800	11.000	10.260	10.390	10.610	10.650	10.800	-1.39	26	395,402	4,108,005
Agricultural Products Meat	AIPM	4.440	4.440	4.440	4.440	4.310	4.440	4.310	3.02	1	10,000	44,400
Modern for Animal Production	AMAP	0.370	0.370	0.370	0.370	0.360	0.370	0.380	-2.63	3	51,961	19,226
Total of Agricultural Sector										30	457,363	4,171,631
Total Of Regular										1,272	859,808,337	1,506,275,230

Second Platform Market Bulletin No (73)



Company Name	Code	opening Price	highest price	lowest price	Average price	Prev Average price	Closing Price	prev closing price	change (%)	No.of Trades	Traded Volume	Traded Value
Banks Sector												
Credit Bank Of Iraq	BROI	0.580	0.580	0.580	0.580	0.580	0.580	0.580	0.00	15	5,234,734	3,036,146
Total of Banks Sector										15	5,234,734	3,036,146
Insurance Sector												
Alahliya For Insurance	NAHF	0.850	0.850	0.850	0.850	0.850	0.850	0.850	0.00	4	22,729	19,320
Al-Hamraa for Insurance	NHAM	4.550	4.770	4.550	4.660	4.440	4.770	4.550	4.84	13	66,626	310,806
Total of Insurance Sector										17	89,355	330,126
Service Sector												
Al-Ameen Estate Investment	SAEI	1.740	1.740	1.740	1.740	1.740	1.740	1.740	0.00	3	55,712	96,939
Total of Industrial Sector										3	55,712	96,939
Industrial Sector												
Fallujah for construction Materi	IFCM	2.820	2.820	2.750	2.750	2.750	2.750	2.820	-2.48	9	256,099	704,699
National Furniture Industries	IHFI	0.860	0.860	0.860	0.860	0.900	0.860	0.900	-4.44	6	1,026,603	882,879
Total of Industrial Sector										15	1,282,702	1,587,578
Hotels Sector												
Ashour Hotel	HASH	30.550	30.550	30.550	30.550	30.610	30.550	30.550	0.00	1	162	4,949
Total of Hotels Sector										1	162	4,949
Total of Non Regular										51	6,662,665	5,055,737

Undisclosed Platform Companies Bulletin No (73)



Company Name	Code	opening Price	highest price	lowest price	Average price	Prev Average price	Closing Price	prev closing price	change (%)	No.of Trades	Traded Volume	Traded Value
Service Sector												
AL-Badia for General Trans	SBAG	1.370	1.370	1.370	1.370	1.370	1.370	1.370	0.00	4	113,006	154,818
Total of Industrial Sector										4	113,006	154,818
Industrial Sector												
Al-Hilal Industries	IHLI	1.400	1.400	1.400	1.400	1.390	1.400	1.390	0.72	2	100,000	140,000
Iraqi Carton Manufactories	IICM	2.590	2.590	2.510	2.550	2.600	2.510	2.600	-3.46	2	300,000	765,000
National Chemical &Plastic	INCP	1.870	1.870	1.870	1.870	1.870	1.870	1.870	0.00	2	22,256	41,619
The Light Industries	ITLI	1.210	1.210	1.190	1.200	1.200	1.190	1.200	-0.83	5	173,199	207,718
Total of Industrial Sector										11	595,455	1,154,336
Hotels Sector												
Palestine Hotel	HPAL	18.500	18.600	18.400	18.490	18.350	18.500	18.350	0.82	17	422,220	7,805,346
Total of Hotels Sector										17	422,220	7,805,346
Agricultural Sector												
Iraqi for Seed Production	AISP	4.850	4.850	4.840	4.850	4.860	4.840	4.850	-0.21	4	72,000	349,000
Total of Agricultural Sector										4	72000	349,000
Total of Undisclosed										36	1,202,681	9,463,500
Grand Total										1,359	867,673,683	1,520,794,468

Iraq Stock Exchange not trading companies of Tuesday 28/4/2026

Company Names	Code	Previous Average Price	Closing Price
Banks Sector			
National Islamic Bank	BNAI	1.000	1.000
Elaf Islamic Bank	BELF	0.250	0.250
Sumer Commercial Bank	BSUC	0.180	0.180
Union Bank of Iraq	BUOI	0.170	0.170
Asia Al Iraq Islamic Bank	BAIB	0.780	0.780
Cihan Bank for Islamic Investment&Finan	BCIH	2.200	2.200
Insurance Sector			
Gulf Insurance	NGIR	0.430	0.430
Dar Al-Salam for Insurance	NDSA	0.780	0.780
Service Sector			
Al-Mosul for funfairs	SMOF	7.000	7.000
Industrial Sector			
Al-Kindi of Veterinary Vaccines	IKLV	2.400	2.400
Metallic Industries and Bicycles	IMIB	1.900	1.900
Hotels Sector			
Al-Sadeer Hotel	HSAD	23.000	23.000
Tourist Village of Mosul dam	HTVM	14.050	14.050
Babylon Hotel	HBAY	102.000	102.000
National for Tourist Investment	HNTI	9.250	9.250
Agricultural Sector			
Al-Ahlyia agricultural production	AAHP	2.110	2.110
Iraqi Agricultural Products	AIRP	10.000	10.000
Middle East for Production- Fish	AMEF	5.990	5.990
Company Names	Code	Previous Average Price	Closing Price
Banks Sector			
International Islamic Bank	BINT	0.200	0.200
Al-Ataa Islamic Bank	BLAD	0.100	0.100
Trans Iraq Bank Investment	BTRI	0.310	0.310
AL- Mal Islamic Bank	BMAL	1.000	1.000
Erbil Investment & FinanceBank	BERI	0.110	0.110
International Development Bank	BIDB	1.050	1.050
Al-Mashreq Al-Arabi Islamic Bank	BAMS	0.850	0.850
Iraq Noor Islamic Bank for Investment	BINI	0.250	0.250
Region Trade Bank	BRTB	1.000	1.010
Arab Islamic Bank	BAAI	1.000	1.000
Al-Rajih Islamic Bank	BRAJ	1.000	1.000
AL-Anssari Islamic Bank	BANS	0.050	0.050
Al-Mustashar Islamic Bank for Investmen	BMUI	1.000	1.000
Al-Qabidh Islamic Bank	BQAB	0.090	0.090
Trust International Islamic Bank	BTRU	0.750	0.750
World Islamic Bank for Investment	BWOR	1.000	1.000
Al janoob Islamic Bank	BJAB	0.940	0.940
Ameen Al-Iraq Islamic Bank	BAME	1.000	1.000
Investment Sector			
Al-Ameen for Financial Investment	VAMF	1.200	1.200
AL-Wiaam for Financial Investment	VWIF	0.690	0.690
Industrial Sector			
Baghdad for Packing Materials	IBPM	2.860	2.860
Modern chemical industries	IMCI	100.000	100.000
Service Sector			
Ibdaa Al-sharq Alwast General Contractir	SIBD	1.000	1.000
Agricultural Sector			
AL-Rebass for Poultry&feed	AREB	-	-
Company Names	Code	Previous Average Price	Closing Price
Banks Sector			
Al-Qurtas Islamic Bank	BQUR	1.000	1.000
Service Sector			
General Transportation	SIGT	1.740	1.740
Industrial Sector			
Electronic Industry	IELI	1.590	1.590
Modern Construction Materials	IMCM	1.300	1.300

OTC Platform Trading Bulletin No (73)

Company Name	Code	highest price	lowest price	Average price	No.of Trades	Traded Volume	Traded Value
Banks Sector							
Al-Warka Bank	BWAI	0.190	0.190	0.190	2	271,588	51,602
Total Of Money Service Sector					2	271,588	51,602
Total					2	271,588	51,602

Not Trading OTC Companies

Company Name	Code	Previous Average price
Banks Sector		
Hammurabi Commercial Bank	BHAM	—
Al-Sanam Islamic Bank	BSAN	3.000
Industrial Sector		
Kirkuk producing constructional materials	IKFP	2.750
Money Service Sector		
Karmal Brokerage	FKSX	10.000
Iraqi Deposit Insurance Corporation	FIDI	1.000
Rabee Securities	FRSE	9.500
Ishtar Gate for e-Paymant	FISH	1.000
Sama Baghdad Exchange	FSBE	—
Insurance Sector		
Shatt Al Arab Insurance	NSHA	1.000
Al Badia Insurance	NBAD	—
Kurdistan Insurance	NKUI	0.500
Elaf Insurance	NELF	—
Dilina Insurance Company	NDIL	—

Iraq Stock Exchange

Tuesday 28/4/2026



سوق العراق للاوراق المالية
IRAQ STOCK EXCHANGE

Not Trading Bonds Bulletin

Bond type	Publish type	Code	last trading price	immortilize date
Banaa Bonds /Million ID	Second	CB20	964,981	19/12/2025
Eamar Bonds /Million ID	First	CB30	1,001,095	—
Eamar Bonds /Million ID	Second	CB40	—	—
Eamar Bonds /500 Thousand ID	Third	CB45	—	—
Eamar Bonds /Million ID	Third	CB50	—	—
Injaz Bonds /500 Thousand ID	First	CB55	—	—
Injaz Bonds /Million ID	First	CB60	951,110	—
Injaz Bonds /500 Thousand ID	Second	CB65	507,301	—
Injaz Bonds /Million ID	Second	CB70	965,050	—
Injaz Bonds /500 Thousand ID	Third	CB75	—	—
Injaz Bonds /Million ID	Third	CB80	978,182	—
National Bonds/Million ID	First	CB90	—	—
National Bonds/500 Thousand ID	Second	CB95	—	—
National Bonds/Million ID	Second	CB100	—	—