

Iraq Stock Exchange

Bulletin No (72)



سوق العراق للاوراق المالية
IRAQ STOCK EXCHANGE

ISX Trading Indices of Monday 27/4/2026

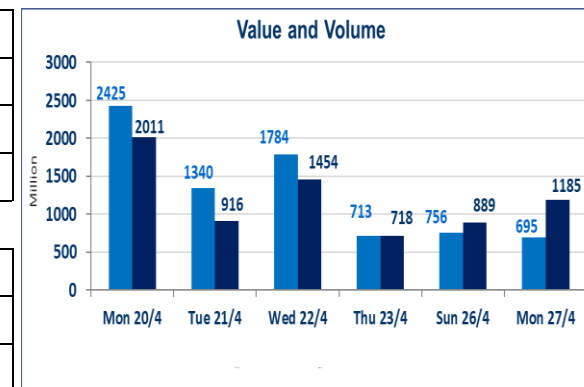
Traded Volume and OTC	695,854,889
-----------------------	-------------

Traded Value and OTC	1,185,070,879
----------------------	---------------

Traders	1062
---------	------

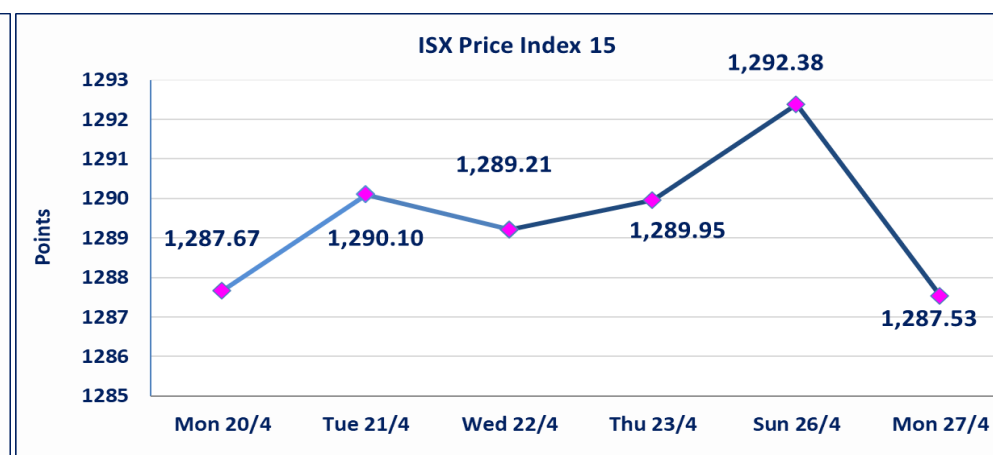
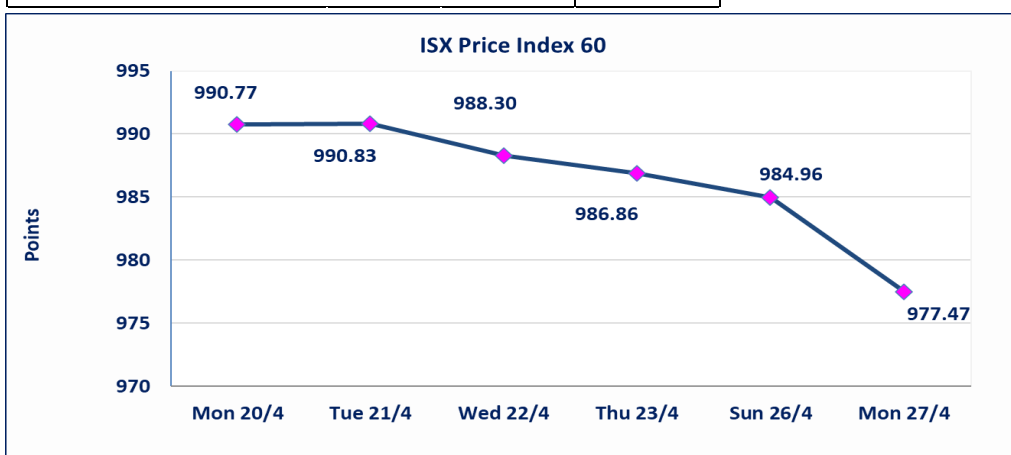
ISX Index 60	977.47
Previous ISX Index60	984.96
Change %	-0.76
Change	-7.49

ISX Index 15	1287.53
Previous ISX Index15	1292.38
Change %	-0.38
Change	-4.85



Listed Companies	104	OTC	14
Traded Listed Companies	50	OTC	3
GAM Companies	1		
Suspended Companies	8		

Non Traded listed	45	OTC	11
Higher Companies	6		
Lower Companies	20		



ISX top gaining and losing companies

Monday 27/4/2026

Gainers

Company Name	Closing Price	Change (%)	Traded Volume
Al-Hamraa for Insurance	4.550	4.84	106,730
AL-Badia for General Trans	1.370	4.58	1,074,918
Kharkh Tour Amuzement City	4.900	3.81	22,420,874
Modern for Animal Production	0.380	2.70	11,618,940
Al -Khazer Construction Materials	1.250	2.46	649,543

Losers

Company Name	Closing Price	Change (%)	Traded Volume
Sumer Commercial Bank	0.180	-5.26	13,000
Gulf Commercial Bank	0.340	-2.86	32,983,413
Iraqi Islamic Bank	1.030	-1.90	6,996,100
Modern Sewing	5.400	-1.82	401,562
Credit Bank Of Iraq	0.580	-1.69	5,000,000

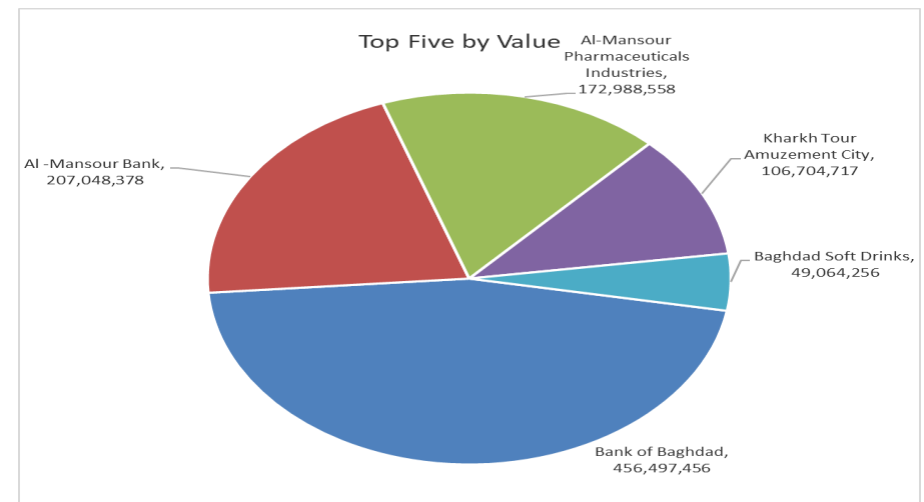
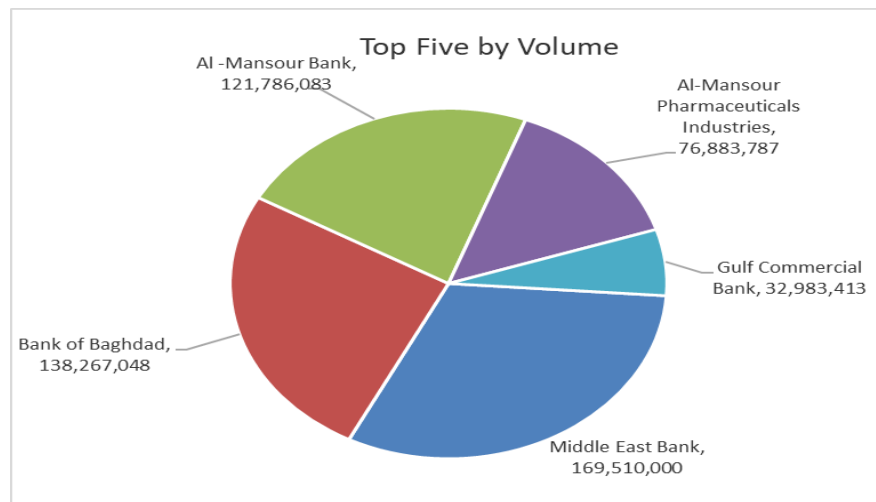
The most active companies in term of traded volume and value

Traded Volume

Company Name	Closing Price	Change (%)	Traded Volume
Middle East Bank	0.100	0.00	169,510,000
Bank of Baghdad	3.310	-1.19	138,267,048
Al -Mansour Bank	1.700	0.00	121,786,083
Al-Mansour Pharmaceuticals Indu	2.250	0.00	76,883,787
Gulf Commercial Bank	0.340	-2.86	32,983,413

Traded Value

Company Name	Closing Price	Change (%)	Traded Value
Bank of Baghdad	3.310	-1.19	456,497,456
Al -Mansour Bank	1.700	0.00	207,048,378
Al-Mansour Pharmaceuticals Indu	2.250	0.00	172,988,558
Kharkh Tour Amuzement City	4.900	3.81	106,704,717
Baghdad Soft Drinks	6.190	-0.80	49,064,256



Regular Market Bulletin No (72)



Company Name	Code	opening Price	highest price	lowest price	Average price	Prev Average price	Closing Price	prev closing price	change (%)	No.of Trades	Traded Volume	Traded Value
Banks Sector												
Ashur International Bank	BASH	0.250	0.250	0.250	0.250	0.250	0.250	0.250	0.00	1	119,284	29,821
Bank of Baghdad	BBOB	3.350	3.360	3.280	3.300	3.360	3.310	3.350	-1.19	302	138,267,048	456,497,456
Commercial Islamic Bank of Iraq	BCOI	0.660	0.660	0.660	0.660	0.660	0.660	0.660	0.00	13	3,000,000	1,980,000
Economy Bank	BEFI	0.220	0.220	0.220	0.220	0.220	0.220	0.220	0.00	5	2,250,000	495,000
Gulf Commercial Bank	BGUC	0.340	0.340	0.340	0.340	0.350	0.340	0.350	-2.86	13	32,983,413	11,214,360
Investment Bank of Iraq	BIBI	0.220	0.220	0.220	0.220	0.220	0.220	0.220	0.00	7	25,145,908	5,532,100
Iraqi Islamic Bank	BIIB	1.050	1.050	1.020	1.020	1.030	1.030	1.050	-1.90	14	6,996,100	7,152,925
Middle East Bank	BIME	0.100	0.110	0.100	0.100	0.100	0.100	0.100	0.00	16	169,510,000	16,986,100
Mosul Bank For Investment	BMFI	0.140	0.140	0.140	0.140	0.140	0.140	0.140	0.00	2	5,500,000	770,000
Al -Mansour Bank	BMNS	1.700	1.710	1.700	1.700	1.700	1.700	1.700	0.00	159	121,786,083	207,048,378
Sumer Commercial Bank	BSUC	0.180	0.180	0.180	0.180	0.180	0.180	0.190	-5.26	1	13,000	2,340
Al-Taif Islamic Bank	BTIB	0.640	0.640	0.640	0.640	0.640	0.640	0.640	0.00	1	1,875	1,200
United Bank	BUND	0.050	0.050	0.050	0.050	0.050	0.050	0.050	0.00	2	1,050,000	52,500
Total of Banks Sector										536	506,622,711	707,762,181
Telecommunication Sector												
Asia Cell Telecommunication	TASC	16.600	16.610	16.520	16.560	16.600	16.520	16.600	-0.48	86	1,792,457	29,676,322
Total of Telecommunication Sector										86	1,792,457	29,676,322
Insurance Sector												
Al-Ameen for Insurance	NAME	0.890	0.890	0.890	0.890	0.900	0.890	0.900	-1.11	1	26,000	23,140
Total of Insurance Sector										1	26,000	23,140
Service Sector												
Baghdad -Iraq Transportation	SBPT	23.650	23.650	23.250	23.310	23.710	23.350	23.650	-1.27	23	715,364	16,674,930
Kharkh Tour Amuzement City	SKTA	4.720	4.900	4.720	4.760	4.710	4.900	4.720	3.81	14	22,420,874	106,704,717
Al-Mosul for funfairs	SMOF	7.000	7.000	7.000	7.000	7.000	7.000	7.000	0.00	1	20,000	140,000
Mamoura Realestate	SMRI	3.200	3.200	3.180	3.190	3.200	3.200	3.200	0.00	26	1,375,179	4,385,989
AL-Nukhba for Construction	SNUC	0.710	0.710	0.710	0.710	0.710	0.710	0.710	0.00	1	26,000	18,460
Total of Service Sector										65	24,557,417	127,924,095
Industrial Sector												
Baghdad Soft Drinks	IBSD	6.240	6.240	6.170	6.190	6.240	6.190	6.240	-0.80	103	7,926,597	49,064,256
Iraqi Date Processing and Marke	IIDP	2.400	2.400	2.390	2.400	2.400	2.390	2.400	-0.42	4	101,659	243,973
Iraqi Engineering Works	IIEW	6.350	6.350	6.350	6.350	6.350	6.350	6.350	0.00	4	4,940	31,369
Iraqi For Tufted Carpets	IITC	19.250	19.250	19.240	19.250	19.230	19.240	19.250	-0.05	4	11,807	227,265
Al -Khazer Construction Material	IKHC	1.250	1.250	1.250	1.250	1.220	1.250	1.220	2.46	10	649,543	811,929
Al-Mansour Pharmaceuticals Inc	IMAP	2.250	2.260	2.250	2.250	2.270	2.250	2.250	0.00	30	76,883,787	172,988,558
Modern Sewing	IMOS	5.500	5.500	5.400	5.400	5.500	5.400	5.500	-1.82	5	401,562	2,168,591
Ready Made Clothes	IRMC	2.290	2.290	2.290	2.290	2.300	2.290	2.300	-0.43	2	4,938	11,308
Total of Industrial Sector										162	85,984,833	225,547,249
Hotels Sector												
Baghdad Hotel	HBAG	12.000	12.000	12.000	12.000	12.000	12.000	12.000	0.00	1	828	9,936
Ishtar Hotels	HISH	9.100	9.100	9.000	9.010	9.100	9.000	9.100	-1.10	7	155,870	1,403,905
Tourist Village of Mosul dam	HTVM	14.050	14.050	14.050	14.050	14.050	14.050	14.050	0.00	1	5,000	70,250
Total of Hotels Sector										9	161,698	1,484,091
Agricultural Sector												
Al-Ahlyia agricultural production	AAHP	2.110	2.110	2.110	2.110	2.110	2.110	2.110	0.00	4	93,841	198,005
Babil Animal & Vegetable Produ	ABAP	10.850	10.850	10.490	10.610	10.850	10.800	10.850	-0.46	25	312,202	3,312,088
Agricultural Products Meat	AIPM	4.300	4.310	4.300	4.310	4.300	4.310	4.300	0.23	3	15,798	68,048
Modern for Animal Production	AMAP	0.380	0.380	0.360	0.360	0.370	0.380	0.370	2.70	17	11,618,940	4,199,218
Total of Agricultural Sector										49	12,040,781	7,777,358
Total Of Regular										908	631,185,897	1,100,194,434

Second Platform Market Bulletin No (72)



Company Name	Code	opening Price	highest price	lowest price	Average price	Prev Average price	Closing Price	prev closing price	change (%)	No.of Trades	Traded Volume	Traded Value
Banks Sector												
International Islamic Bank	BINT	0.200	0.200	0.200	0.200	0.200	0.200	0.200	0.00	1	74,552	14,910
Al-Ataa Islamic Bank	BLAD	0.100	0.100	0.100	0.100	0.100	0.100	0.100	0.00	1	100,000	10,000
Credit Bank Of Iraq	BROI	0.590	0.590	0.580	0.580	0.590	0.580	0.590	-1.69	3	5,000,000	2,910,000
Total of Banks Sector										5	5,174,552	2,934,910
Insurance Sector												
Al-Hamraa for Insurance	NHAM	4.320	4.550	4.320	4.440	4.340	4.550	4.340	4.84	12	106,730	473,836
Total of Insurance Sector										12	106,730	473,836
Industrial Sector												
Al-Ameen Estate Investment	SAEI	1.740	1.740	1.740	1.740	1.750	1.740	1.760	-1.14	7	237,785	413,746
Total of Industrial Sector										7	237,785	413,746
Industrial Sector												
Fallujah for construction Materi	IFCM	2.870	2.870	2.750	2.750	2.780	2.820	2.820	0.00	17	6,177,453	17,006,376
Total of Industrial Sector										17	6,177,453	17,006,376
Total of Non Regular										41	11,696,520	20,828,868

Undisclosed Platform Companies Bulletin No (72)



Company Name	Code	opening Price	highest price	lowest price	Average price	Prev Average price	Closing Price	prev closing price	change (%)	No.of Trades	Traded Volume	Traded Value
Industrial Sector												
AL-Badia for General Trans	SBAG	1.370	1.370	1.360	1.370	1.290	1.370	1.310	4.58	13	1,074,918	1,472,138
General Transportation	SIGT	1.740	1.740	1.740	1.740	1.740	1.740	1.740	0.00	3	59,984	104,372
Total of Industrial Sector										16	1,134,902	1,576,510
Industrial Sector												
Electronic Industry	IELI	1.600	1.600	1.590	1.590	1.600	1.590	1.600	-0.62	6	1,554,348	2,471,457
Al-Hilal Industries	IHLI	1.390	1.390	1.390	1.390	1.410	1.390	1.400	-0.71	6	2,350,000	3,266,500
Iraqi Carton Manufactories	IICM	2.600	2.600	2.600	2.600	2.590	2.600	2.600	0.00	2	33,339	86,681
National Chemical &Plastic	INCP	1.880	1.880	1.860	1.870	1.890	1.870	1.890	-1.06	5	1,010,338	1,889,231
The Light Industries	ITLI	1.200	1.200	1.200	1.200	1.200	1.200	1.200	0.00	19	7,170,672	8,604,806
Total of Industrial Sector										38	12,118,697	16,318,675
Hotels Sector												
Palestine Hotel	HPAL	18.350	18.350	18.350	18.350	18.320	18.350	18.350	0.00	6	130,137	2,388,014
Total of Hotels Sector										6	130,137	2,388,014
Agricultural Sector												
Iraqi for Seed Production	AISP	4.880	4.880	4.850	4.860	4.880	4.850	4.870	-0.41	42	5,329,736	25,876,287
Total of Agricultural Sector										42	5,329,736	25,876,287
Total of Undisclosed										102	18,713,472	46,159,486
Grand Total										1,051	661,595,889	1,167,182,789

Iraq Stock Exchange not trading companies of Monday 27/4/2026

Company Names	Code	Previous Average Price	Closing Price
Banks Sector			
National Islamic Bank	BNAI	1.000	1.000
Elaf Islamic Bank	BELF	0.250	0.250
Kurdistan International Bank	BKUI	1.100	1.100
Union Bank of Iraq	BUOI	0.170	0.170
Asia Al Iraq Islamic Bank	BAIB	0.780	0.780
Cihan Bank for Islamic Investment&Finan	BCIH	2.200	2.200
Telecommunication Sector			
Al-Khatam Telecom	TZNI	3.600	3.600
Insurance Sector			
Gulf Insurance	NGIR	0.430	0.430
Dar Al-Salam for Insurance	NDSA	0.780	0.780
Service Sector			
Rehab Karbalaa	HKAR	0.600	0.600
Industrial Sector			
Al-Kindi of Veterinary Vaccines	IKLV	2.400	2.400
Metallic Industries and Bicycles	IMIB	1.900	1.900
Hotels Sector			
Al-Sadeer Hotel	HSAD	23.000	23.000
Mansour Hotel	HMAN	50.000	50.000
Babylon Hotel	HBAY	102.000	102.000
National for Tourist Investment	HNTI	9.250	9.250
Agricultural Sector			
Iraqi Agricultural Products	AIRP	10.000	10.000
Middle East for Production- Fish	AMEF	5.990	5.990
Company Names	Code	Previous Average Price	Closing Price
Banks Sector			
Trans Iraq Bank Investment	BTRI	0.310	0.310
AL- Mal Islamic Bank	BMAL	1.000	1.000
Erbil Investment & FinanceBank	BERI	0.110	0.110
International Development Bank	BIDB	1.050	1.050
Al-Mashreq Al-Arabi Islamic Bank	BAMS	0.850	0.850
Iraq Noor Islamic Bank for Investment	BINI	0.250	0.250
Region Trade Bank	BRTB	1.000	1.010
Arab Islamic Bank	BAAI	1.000	1.000
Al-Rajih Islamic Bank	BRAJ	1.000	1.000
AL-Anssari Islamic Bank	BANS	0.050	0.050
Al-Mustashar Islamic Bank for Investmen	BMUI	1.000	1.000
Al-Qabidh Islamic Bank	BQAB	0.090	0.090
Trust International Islamic Bank	BTRU	0.750	0.750
World Islamic Bank for Investment	BWOR	1.000	1.000
Al janoob Islamic Bank	BJAB	0.940	0.940
Ameen Al-Iraq Islamic Bank	BAME	1.000	1.000
Investment Sector			
Al-Ameen for Financial Investment	VAMF	1.200	1.200
AL-Wiaam for Financial Investment	VWIF	0.690	0.690
Insurance Sector			
Alahliya For Insurance	NAHF	0.850	0.850
Industrial Sector			
National Furniture Industries	IHFI	0.900	0.900
Baghdad for Packing Materials	IBPM	2.860	2.860
Modern chemical industries	IMCI	100.000	100.000
Service Sector			
Ibdaa Al-sharq Alwast General Contractin	SIBD	1.000	1.000
Agricultural Sector			
AL-Rebass for Poultry&feed	AREB	-	-
Hotels Sector			
Ashour Hotel	HASH	30.610	30.550
Company Names	Code	Previous Average Price	Closing Price
Banks Sector			
Al-Qurtas Islamic Bank	BQUR	1.000	1.000
Industrial Sector			
Modern Construction Materials	IMCM	1.300	1.300

OTC Platform Trading Bulletin No (72)

Company Name	Code	highest price	lowest price	Average price	No.of Trades	Traded Volume	Traded Value
Banks Sector							
Al-Warka Bank	BWAI	0.190	0.190	0.190	6	30,100,000	5,719,000
Total Of Money Service Sector					6	30,100,000	5,719,000
Industrial Sector							
Kirkuk producing construction	IKFP	2.870	2.750	2.750	4	4,059,000	11,169,090
Total Of Industrial Sector					4	4,059,000	11,169,090
Money Service Sector							
Karmal Brokerage	FKSX	10.000	10.000	10.000	1	100,000	1,000,000
Total Of Money Service Sector					1	100,000	1,000,000
Total					11	34,259,000	17,888,090

Not Trading OTC Companies

Company Name	Code	Previous Average price
Banks Sector		
Hammurabi Commercial Bank	BHAM	—
Al-Sanam Islamic Bank	BSAN	3.000
Money Service Sector		
Iraqi Deposit Insurance Corporation	FIDI	1.000
Rabee Securities	FRSE	9.500
Ishtar Gate for e-Paymant	FISH	1.000
Sama Baghdad Exchange	FSBE	—
Insurance Sector		
Shatt Al Arab Insurance	NSHA	1.000
Al Badia Insurance	NBAD	—
Kurdistan Insurance	NKUI	0.500
Elaf Insurance	NELF	—
Dilina Insurance Company	NDIL	—

Iraq Stock Exchange

Monday 27/4/2026



سوق العراق للاوراق المالية
IRAQ STOCK EXCHANGE

Not Trading Bonds Bulletin

Bond type	Publish type	Code	last trading price	immortilize date
Banaa Bonds /Million ID	Second	CB20	964,981	19/12/2025
Eamar Bonds /Million ID	First	CB30	1,001,095	—
Eamar Bonds /Million ID	Second	CB40	—	—
Eamar Bonds /500 Thousand ID	Third	CB45	—	—
Eamar Bonds /Million ID	Third	CB50	—	—
Injaz Bonds /500 Thousand ID	First	CB55	—	—
Injaz Bonds /Million ID	First	CB60	951,110	—
Injaz Bonds /500 Thousand ID	Second	CB65	507,301	—
Injaz Bonds /Million ID	Second	CB70	965,050	—
Injaz Bonds /500 Thousand ID	Third	CB75	—	—
Injaz Bonds /Million ID	Third	CB80	978,182	—
National Bonds/Million ID	First	CB90	—	—
National Bonds/500 Thousand ID	Second	CB95	—	—
National Bonds/Million ID	Second	CB100	—	—