

Iraq Stock Exchange

Bulletin No (71)



سوق العراق للاوراق المالية
IRAQ STOCK EXCHANGE

ISX Trading Indices of Sunday 26/4/2026

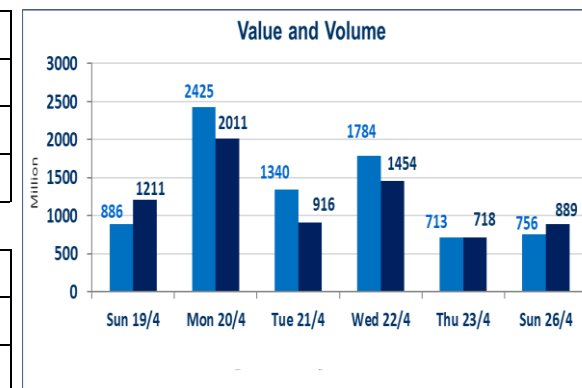
Traded Volume and OTC	756,733,433
-----------------------	-------------

Traded Value and OTC	889,354,630
----------------------	-------------

Traders	866
---------	-----

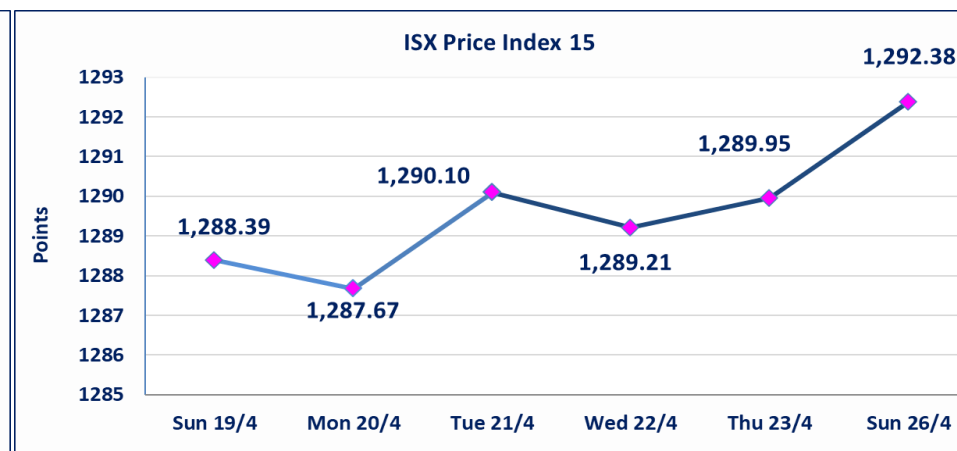
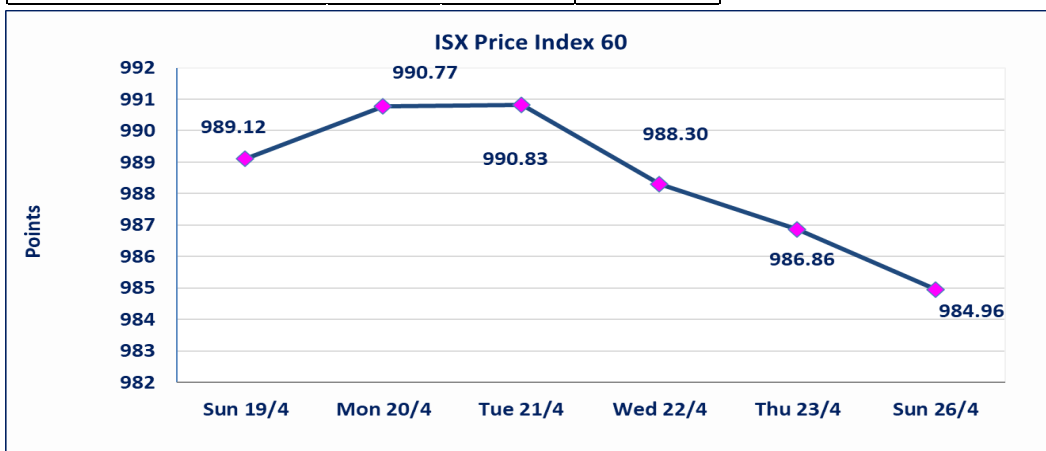
ISX Index 60	984.96
Previous ISX Index60	986.86
Change %	-0.19
Change	-1.90

ISX Index 15	1292.38
Previous ISX Index15	1289.95
Change %	0.19
Change	2.43



Listed Companies	104	OTC	14
Traded Listed Companies	45	OTC	2
GAM Companies	1		
Suspended Companies	8		

Non Traded listed	50	OTC	12
Higher Companies	12		
Lower Companies	12		



ISX top gaining and losing companies

Sunday 26/4/2026

Gainers

Company Name	Closing Price	Change (%)	Traded Volume
Iraqi Engineering Works	6.350	4.96	8,126
Kharkh Tour Amuzement City	4.720	4.89	24,440,594
AL-Badia for General Trans	1.310	4.80	666,580
Investment Bank of Iraq	0.220	4.76	639,903
Babil Animal & Vegetable Produc	10.850	3.33	178,678

Losers

Company Name	Closing Price	Change (%)	Traded Volume
Al-Taif Islamic Bank	0.640	-4.48	148,000
Gulf Commercial Bank	0.350	-2.78	18,080,186
Iraqi Date Processing and Market	2.400	-2.04	61,057
Commercial Islamic Bank of Iraq	0.660	-1.49	3,000,000
Al-Mansour Pharmaceuticals Indu	2.250	-1.32	33,814,316

The most active companies in term of traded volume and value

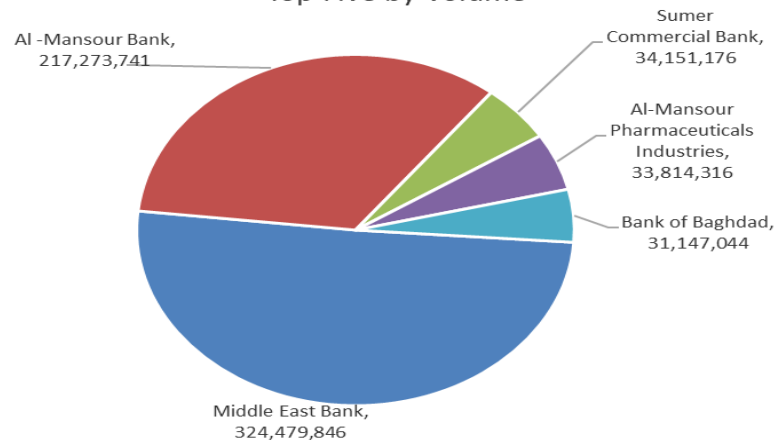
Traded Volume

Company Name	Closing Price	Change (%)	Traded Volume
Middle East Bank	0.100	0.00	324,479,846
Al -Mansour Bank	1.700	-1.16	217,273,741
Sumer Commercial Bank	0.190	0.00	34,151,176
Al-Mansour Pharmaceuticals Indu	2.250	-1.32	33,814,316
Bank of Baghdad	3.350	-0.59	31,147,044

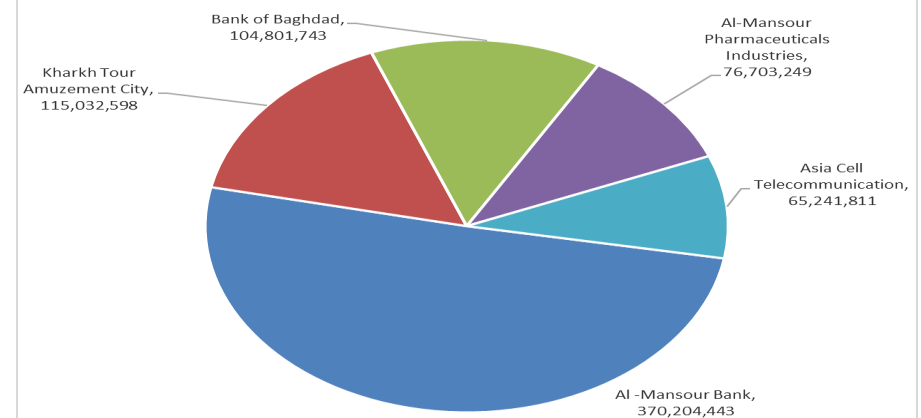
Traded Value

Company Name	Closing Price	Change (%)	Traded Value
Al -Mansour Bank	1.700	-1.16	370,204,443
Kharkh Tour Amuzement City	4.720	4.89	115,032,598
Bank of Baghdad	3.350	-0.59	104,801,743
Al-Mansour Pharmaceuticals Indu	2.250	-1.32	76,703,249
Asia Cell Telecommunication	16.600	0.61	65,241,811

Top Five by Volume



Top Five by Value



Regular Market Bulletin No (71)



Company Name	Code	opening Price	highest price	lowest price	Average price	Prev Average price	Closing Price	prev closing price	change (%)	No.of Trades	Traded Volume	Traded Value
Banks Sector												
Ashur International Bank	BASH	0.250	0.250	0.250	0.250	0.250	0.250	0.250	0.00	2	3,000,000	750,000
Bank of Baghdad	BBOB	3.370	3.370	3.350	3.360	3.340	3.350	3.370	-0.59	117	31,147,044	104,801,743
Commercial Islamic Bank of Iraq	BCOI	0.660	0.660	0.660	0.660	0.670	0.660	0.670	-1.49	3	3,000,000	1,980,000
Gulf Commercial Bank	BGUC	0.350	0.350	0.350	0.350	0.360	0.350	0.360	-2.78	22	18,080,186	6,328,065
Investment Bank of Iraq	BIBI	0.220	0.220	0.220	0.220	0.210	0.220	0.210	4.76	3	639,903	140,779
Iraqi Islamic Bank	BIIB	1.050	1.060	1.020	1.030	1.030	1.050	1.050	0.00	19	6,459,577	6,631,487
Middle East Bank	BIME	0.100	0.100	0.100	0.100	0.090	0.100	0.100	0.00	38	324,479,846	32,447,985
Al -Mansour Bank	BMNS	1.710	1.720	1.700	1.700	1.720	1.700	1.720	-1.16	210	217,273,741	370,204,443
National Islamic Bank	BNAI	1.000	1.000	1.000	1.000	1.000	1.000	1.000	0.00	1	2,000,000	2,000,000
Sumer Commercial Bank	BSUC	0.180	0.190	0.180	0.180	0.170	0.190	0.190	0.00	9	34,151,176	6,169,128
Al-Taif Islamic Bank	BTIB	0.640	0.640	0.640	0.640	0.670	0.640	0.670	-4.48	1	148,000	94,720
Total of Banks Sector										425	640,379,473	531,548,349
Telecommunication Sector												
Asia Cell Telecommunication	TASC	16.500	16.610	16.500	16.600	16.450	16.600	16.500	0.61	94	3,930,429	65,241,811
Al-Khatam Telecom	TZNI	3.600	3.600	3.600	3.600	3.640	3.600	3.600	0.00	8	209,875	755,550
Total of Telecommunication Sector										102	4,140,304	65,997,361
Insurance Sector												
Gulf Insurance	NGIR	0.430	0.430	0.430	0.430	0.430	0.430	0.430	0.00	3	1,034,675	444,910
Total of Insurance Sector										3	1,034,675	444,910
Service Sector												
Baghdad -Iraq Transportation	SBPT	23.690	23.900	23.650	23.710	23.200	23.650	23.200	1.94	58	1,526,978	36,207,148
Kharkh Tour Amuzement City	SKTA	4.500	4.720	4.500	4.710	4.500	4.720	4.500	4.89	21	24,440,594	115,032,598
Mamoura Realestate	SMRI	3.200	3.200	3.200	3.200	3.200	3.200	3.200	0.00	10	1,201,553	3,844,970
Rehab Karbalaa	HKAR	0.600	0.600	0.600	0.600	0.600	0.600	0.600	0.00	2	219,152	131,491
Total of Service Sector										91	27,388,277	155,216,207
Industrial Sector												
Baghdad Soft Drinks	IBSD	6.200	6.300	6.200	6.240	6.240	6.240	6.200	0.65	72	4,030,737	25,141,116
Iraqi Date Processing and Marke	IIDP	2.450	2.450	2.400	2.400	2.450	2.400	2.450	-2.04	8	61,057	146,740
Iraqi Engineering Works	IIEW	6.350	6.350	6.350	6.350	6.050	6.350	6.050	4.96	3	8,126	51,600
Al-Kindi of Veterinary Vaccines	IKLV	2.400	2.400	2.400	2.400	2.400	2.400	2.400	0.00	2	1,825	4,380
Al-Mansour Pharmaceuticals Inc	IMAP	2.280	2.280	2.250	2.270	2.250	2.250	2.280	-1.32	23	33,814,316	76,703,249
Modern Sewing	IMOS	5.500	5.500	5.500	5.500	5.500	5.500	5.500	0.00	3	257,090	1,413,995
Ready Made Clothes	IRMC	2.300	2.300	2.300	2.300	2.290	2.300	2.290	0.44	4	200,000	460,000
Total of Industrial Sector										115	38,373,151	103,921,080
Hotels Sector												
Baghdad Hotel	HBAG	11.750	12.000	11.750	12.000	11.750	12.000	11.750	2.13	5	22,370	268,386
Ishtar Hotels	HISH	9.100	9.100	9.100	9.100	9.080	9.100	9.100	0.00	2	50,218	456,984
Mansour Hotel	HMAN	50.000	50.000	50.000	50.000	50.000	50.000	50.000	0.00	2	517	25,850
Total of Hotels Sector										9	73,105	751,220
Agricultural Sector												
Babil Animal & Vegetable Produ	ABAP	10.500	10.900	10.500	10.850	10.490	10.850	10.500	3.33	13	178,678	1,938,043
Modern for Animal Production	AMAP	0.370	0.370	0.370	0.370	0.370	0.370	0.370	0.00	7	3,018,789	1,116,952
Total of Agricultural Sector										20	3,197,467	3,054,995
Total Of Regular										765	714,586,452	860,934,122

Second Platform Market Bulletin No (71)



Company Name	Code	opening Price	highest price	lowest price	Average price	Prev Average price	Closing Price	prev closing price	change (%)	No.of Trades	Traded Volume	Traded Value
Banks Sector												
Al-Ataa Islamic Bank	BLAD	0.100	0.100	0.100	0.100	0.100	0.100	0.100	0.00	1	100,000	10,000
Credit Bank Of Iraq	BROI	0.590	0.590	0.590	0.590	0.590	0.590	0.590	0.00	5	1,555,000	917,450
Trans Iraq Bank Investment	BTRI	0.310	0.310	0.310	0.310	0.310	0.310	0.310	0.00	1	25,000	7,750
Total of Banks Sector										7	1,680,000	935,200
Investment Sector												
Al-Ameen for Financial Investm	VAMF	1.200	1.200	1.200	1.200	1.200	1.200	1.200	0.00	1	903	1,084
Total of Investment Sector										1	903	1,084
Industrial Sector												
Al-Ameen Estate Investment	SAEI	1.740	1.760	1.740	1.750	1.760	1.760	1.770	-0.56	7	750,525	1,310,914
Total of Industrial Sector										7	750,525	1,310,914
Industrial Sector												
Fallujah for construction Materi	IFCM	2.800	2.830	2.760	2.780	2.830	2.820	2.800	0.71	8	570,000	1,583,500
Total of Industrial Sector										8	570,000	1,583,500
Total of Non Regular										23	3,001,428	3,830,697

Undisclosed Platform Companies Bulletin No (71)



Company Name	Code	opening Price	highest price	lowest price	Average price	Prev Average price	Closing Price	prev closing price	change (%)	No.of Trades	Traded Volume	Traded Value
Industrial Sector												
AL-Badia for General Trans	SBAG	1.270	1.310	1.270	1.290	1.250	1.310	1.250	4.80	13	666,580	863,137
General Transportation	SIGT	1.740	1.740	1.740	1.740	1.690	1.740	1.760	-1.14	1	9,036	15,723
Total of Industrial Sector										14	675,616	878,859
Industrial Sector												
Electronic Industry	IELI	1.600	1.600	1.600	1.600	1.600	1.600	1.600	0.00	1	40,000	64,000
Al-Hilal Industries	IHLI	1.410	1.410	1.400	1.410	1.410	1.400	1.410	-0.71	3	111,000	156,400
Iraqi Carton Manufactories	IICM	2.610	2.610	2.590	2.590	2.610	2.600	2.610	-0.38	7	1,259,061	3,264,562
National Chemical &Plastic	INCP	1.890	1.890	1.890	1.890	1.890	1.890	1.890	0.00	6	1,757,889	3,322,410
The Light Industries	ITLI	1.200	1.200	1.200	1.200	1.200	1.200	1.200	0.00	10	6,250,000	7,500,000
Total of Industrial Sector										27	9,417,950	14,307,373
Hotels Sector												
Palestine Hotel	HPAL	18.250	18.350	18.250	18.320	18.260	18.350	18.250	0.55	14	102,444	1,877,100
Total of Hotels Sector										14	102,444	1,877,100
Agricultural Sector												
Iraqi for Seed Production	AISP	4.890	4.890	4.870	4.880	4.890	4.870	4.890	-0.41	12	410,177	2,003,616
Total of Agricultural Sector										12	410,177	2,003,616
Total of Undisclosed										67	10,606,187	19,066,947
Grand Total										855	728,194,067	883,831,767

Iraq Stock Exchange not trading companies of Sunday 26/4/2026

Company Names	Code	Previous Average Price	Closing Price
Banks Sector			
Economy Bank	BEFI	0.220	0.220
Elaf Islamic Bank	BELF	0.250	0.250
Mosul Bank For Investment	BMFI	0.140	0.140
Kurdistan International Bank	BKUI	1.100	1.100
United Bank	BUND	0.050	0.050
Union Bank of Iraq	BUOI	0.170	0.170
Asia Al Iraq Islamic Bank	BAIB	0.780	0.780
Cihan Bank for Islamic Investment&Finan	BCIH	2.200	2.200
Insurance Sector			
Al-Ameen for Insurance	NAME	0.900	0.900
Dar Al-Salam for Insurance	NDSA	0.780	0.780
Service Sector			
Al-Mosul for funfairs	SMOF	7.000	7.000
AL-Nukhba for Construction	SNUC	0.710	0.710
Industrial Sector			
Iraqi For Tufted Carpets	IITC	19.230	19.250
Al -Khazer Construction Materials	IKHC	1.220	1.220
Metallic Industries and Bicycles	IMIB	1.900	1.900
Hotels Sector			
Al-Sadeer Hotel	HSAD	23.000	23
Tourist Village of Mosul dam	HTVM	14.050	14.050
Babylon Hotel	HBAY	102.000	102.000
National for Tourist Investment	HNTI	9.250	9.250
Agricultural Sector			
Al-Ahlyia agricultural production	AAHP	2.110	2.110
Agricultural Products Meat	AIPM	4.300	4.300
Iraqi Agricultural Products	AIRP	10.000	10.000
Middle East for Production- Fish	AMEF	5.990	5.990
Company Names	Code	Previous Average Price	Closing Price
Banks Sector			
International Islamic Bank	BINT	0.200	0.200
AL- Mal Islamic Bank	BMAL	1.000	1.000
Erbil Investment & FinanceBank	BERI	0.110	0.110
International Development Bank	BIDB	1.050	1.050
Al-Mashreq Al-Arabi Islamic Bank	BAMS	0.850	0.850
Iraq Noor Islamic Bank for Investment	BINI	0.250	0.250
Region Trade Bank	BRTB	1.000	1.010
Arab Islamic Bank	BAAI	1.000	1.000
Al-Rajih Islamic Bank	BRAJ	1.000	1.000
AL-Anssari Islamic Bank	BANS	0.050	0.050
Al-Mustashar Islamic Bank for Investmen	BMUI	1.000	1.000
Al-Qabidh Islamic Bank	BQAB	0.090	0.090
Trust International Islamic Bank	BTRU	0.750	0.750
World Islamic Bank for Investment	BWOR	1.000	1.000
Al janoob Islamic Bank	BJAB	0.940	0.940
Ameen Al-Iraq Islamic Bank	BAME	1.000	1.000
Investment Sector			
AL-Wiaam for Financial Investment	VWIF	0.690	0.690
Insurance Sector			
Al-Hamraa for Insurance	NHAM	4.340	4.340
Alahliya For Insurance	NAHF	0.850	0.850
Industrial Sector			
National Furniture Industries	IHFI	0.900	0.900
Baghdad for Packing Materials	IBPM	2.860	2.860
Modern chemical industries	IMCI	100.000	100.000
Service Sector			
Ibdaa Al-sharq Alwast General Contractin	SIBD	1.000	1.000
Agricultural Sector			
AL-Rebass for Poultry&feed	AREB	-	-
Hotels Sector			
Ashour Hotel	HASH	30.610	30.550
Company Names	Code	Previous Average Price	Closing Price
Banks Sector			
Al-Qurtas Islamic Bank	BQUR	1.000	1.000
Industrial Sector			
Modern Construction Materials	IMCM	1.300	1.300

Iraq Stock Exchange
Non Iraqis' Bulletin Sunday April 26 2026
Regular Market



Non Iraqi Trading of Regular Market (Sell)

Company Names	Code	No.of trades	Traded Shares	Trading Volume
Banks Sector				
Bank Of Baghdad	BBOB	7	1,500,000	5,055,000
Al-Mansour Bank	BMNS	3	1,600,000	2,720,000
Total Bank sector		10	3,100,000	7,775,000
Grand Total		10	3,100,000	7,775,000

Non Iraqi Trading of Second Market (Sell)

Company Names	Code	No.of trades	Traded Shares	Trading Volume
Banks Sector				
Credit Bank Of Iraq	BROI	3	1,162,487	685,867
Total Bank sector		3	1,162,487	685,867
Grand Total		3	1,162,487	685,867

OTC Platform Trading Bulletin No (71)

Company Name	Code	highest price	lowest price	Average price	No.of Trades	Traded Volume	Traded Value
Banks Sector							
Al-Warka Bank	BWAI	0.190	0.190	0.190	6	28,500,000	5,415,000
Total Of Money Service Sector					6	28,500,000	5,415,000
Industrial Sector							
Kirkuk producing construction	IKFP	2.740	2.740	2.740	5	39,366	107,863
Total Of Industrial Sector					5	39,366	107,863
Total					11	28,539,366	5,522,863

Not Trading OTC Companies

Company Name	Code	Previous Average price
Banks Sector		
Hammurabi Commercial Bank	BHAM	—
Al-Sanam Islamic Bank	BSAN	3.000
Money Service Sector		
Karmal Brokerage	FKSX	10.000
Iraqi Deposit Insurance Corporation	FIDI	1.000
Rabee Securities	FRSE	9.500
Ishtar Gate for e-Paymant	FISH	1.000
Sama Baghdad Exchange	FSBE	—
Insurance Sector		
Shatt Al Arab Insurance	NSHA	1.000
Al Badia Insurance	NBAD	—
Kurdistan Insurance	NKUI	0.500
Elaf Insurance	NELF	—
Dilina Insurance Company	NDIL	—

Iraq Stock Exchange

Sunday 26/4/2026



سوق العراق للاوراق المالية
IRAQ STOCK EXCHANGE

Not Trading Bonds Bulletin

Bond type	Publish type	Code	last trading price	immortilize date
Banaa Bonds /Million ID	Second	CB20	964,981	19/12/2025
Eamar Bonds /Million ID	First	CB30	1,001,095	—
Eamar Bonds /Million ID	Second	CB40	—	—
Eamar Bonds /500 Thousand ID	Third	CB45	—	—
Eamar Bonds /Million ID	Third	CB50	—	—
Injaz Bonds /500 Thousand ID	First	CB55	—	—
Injaz Bonds /Million ID	First	CB60	951,110	—
Injaz Bonds /500 Thousand ID	Second	CB65	507,301	—
Injaz Bonds /Million ID	Second	CB70	965,050	—
Injaz Bonds /500 Thousand ID	Third	CB75	—	—
Injaz Bonds /Million ID	Third	CB80	978,182	—
National Bonds/Million ID	First	CB90	—	—
National Bonds/500 Thousand ID	Second	CB95	—	—
National Bonds/Million ID	Second	CB100	—	—