

ISX Trading Indices of Monday 25/5/2026

Traded Volume and OTC	30,542,229,522
-----------------------	----------------

Traded Value and OTC	30,814,928,210
----------------------	----------------

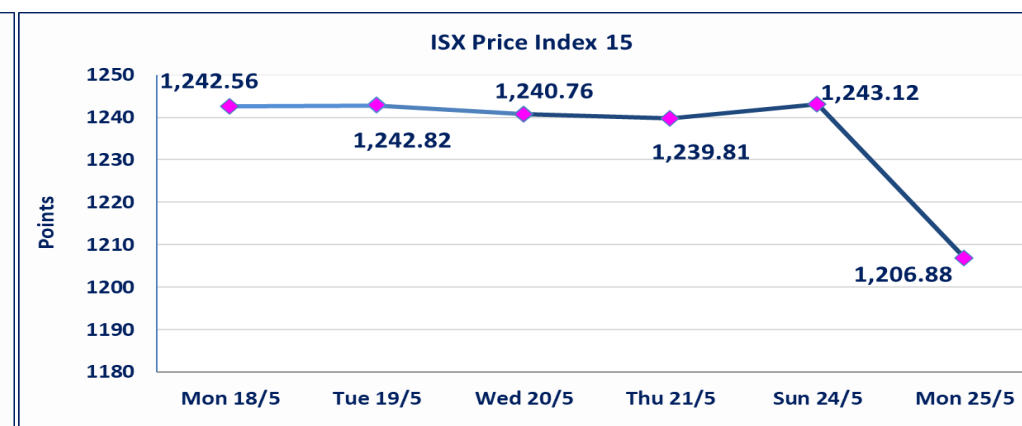
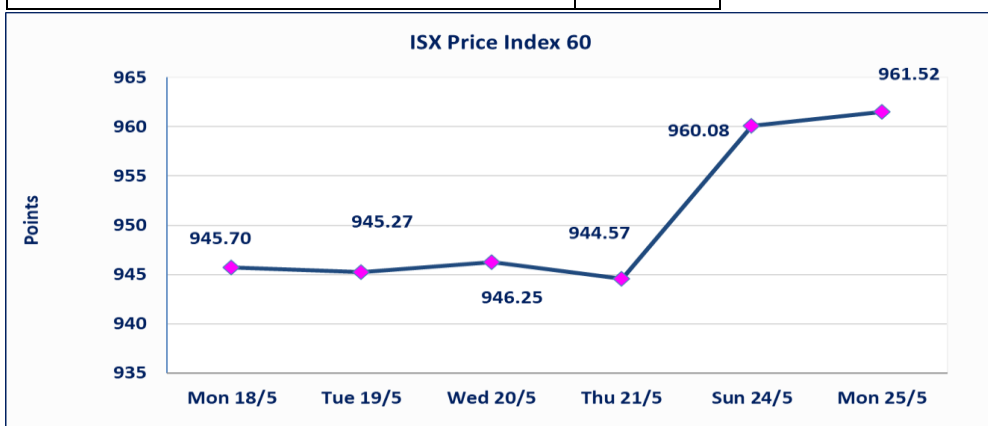
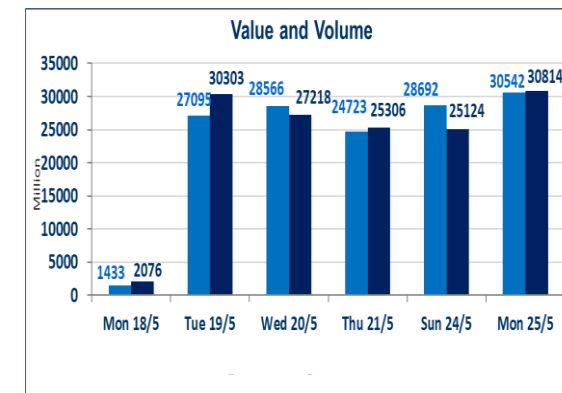
Traders	1588
---------	------

ISX Index 60	961.52
Previous ISX Index60	960.08
Change %	0.15
Change	1.44

ISX Index 15	1206.88
Previous ISX Index15	1243.12
Change %	-2.92
Change	-36.24

Listed Companies	103	OTC	14
Traded Listed Companies	48	OTC	1
GAM Companies	5		
Suspended Companies	8		

Non Traded listed	42	OTC	13
Higher Companies	12		
Lower Companies	4		



special orders	Elaf Brokerage Company executed a deliberate cross order on the shares of Al Qurtas Bank Company with a number of shares (29,595,000,000) shares with a value of (29,595,000,000) dinars, during the additional session time (after 1 pm) in accordance with the procedures for executing large transactions.
----------------	---

## ISX top gaining and losing companies

Monday 25/5/2026

### Gainers

Company Name	Closing Price	Change (%)	Traded Volume
Asia Al Iraq Islamic Bank	0.950	21.79	25,000
AL-Badia for General Trans	1.650	13.79	16,168
Al-Khatam Telecom	4.600	9.79	438,907
Al-Hamraa for Insurance	5.400	8.00	15,000
Iraqi Date Processing and Market	2.400	4.80	203

### Losers

Company Name	Closing Price	Change (%)	Traded Volume
Commercial Islamic Bank of Iraq	0.650	-1.52	440,206
Kharkh Tour Amuzement City	4.450	-1.11	9,651,104
Al -Mansour Bank	1.720	-0.58	281,756,422

## The most active companies in term of traded volume and value

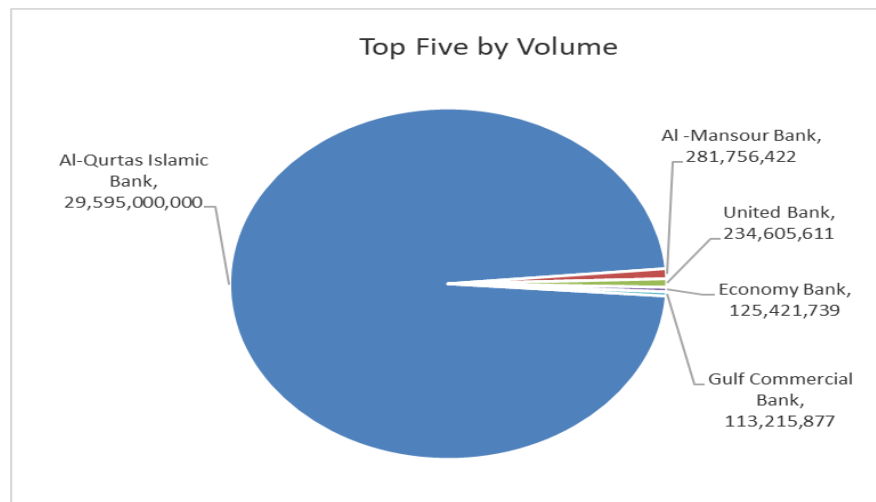
### Traded Volume

Company Name	Closing Price	Change (%)	Traded Volume
Al-Qurtas Islamic Bank	1.000	0.00	29,595,000,000
Al -Mansour Bank	1.720	-0.58	281,756,422
United Bank	0.050	0.00	234,605,611
Economy Bank	0.230	0.00	125,421,739
Gulf Commercial Bank	0.390	2.63	113,215,877

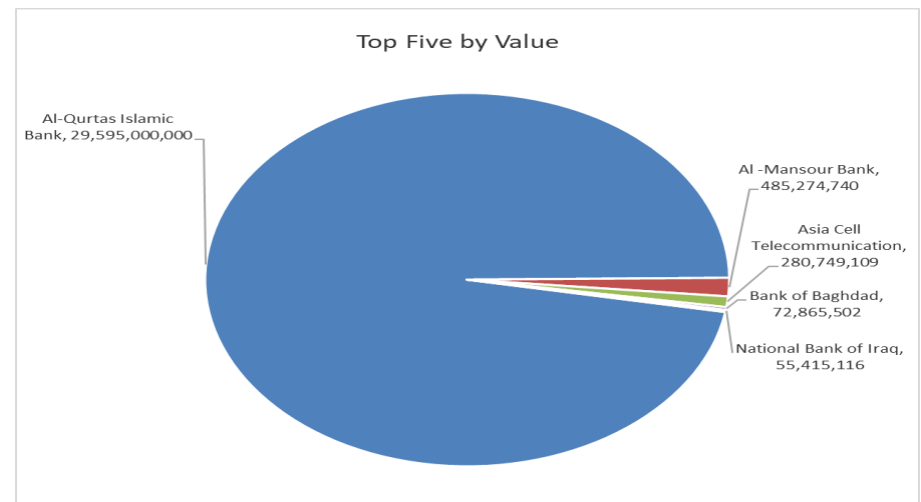
### Traded Value

Company Name	Closing Price	Change (%)	Traded Value
Al-Qurtas Islamic Bank	1.000	0.00	29,595,000,000
Al -Mansour Bank	1.720	-0.58	485,274,740
Asia Cell Telecommunication	15.640	-8.80	280,749,109
Bank of Baghdad	2.710	0.00	72,865,502
National Bank of Iraq	3.980	0.25	55,415,116

### Top Five by Volume



### Top Five by Value



## Regular Market Bulletin No (92)



Company Name	Code	opening Price	highest price	lowest price	Average price	Prev Average price	Closing Price	prev closing price	change (%)	No.of Trades	Traded Volume	Traded Value
<b>Banks Sector</b>												
Asia Al Iraq Islamic Bank	BAIB	0.950	0.950	0.950	0.950	0.780	0.950	0.780	21.79	2	25,000	23,750
Ashur International Bank	BASH	0.260	0.260	0.260	0.260	0.260	0.260	0.260	0.00	9	11,089,296	2,883,217
Bank of Baghdad	BBOB	2.710	2.720	2.700	2.710	2.710	2.710	2.710	0.00	100	26,920,244	72,865,502
Commercial Islamic Bank of Iraq	BCOI	0.660	0.660	0.650	0.650	0.660	0.650	0.660	-1.52	8	440,206	286,733
Economy Bank	BEFI	0.230	0.230	0.220	0.230	0.230	0.230	0.230	0.00	19	125,421,739	28,846,565
Gulf Commercial Bank	BGUC	0.380	0.390	0.380	0.380	0.370	0.390	0.380	2.63	46	113,215,877	43,052,533
Investment Bank of Iraq	BIBI	0.250	0.250	0.250	0.250	0.250	0.250	0.250	0.00	2	291,114	72,779
Iraqi Islamic Bank	BIIB	1.070	1.090	1.060	1.070	1.070	1.090	1.070	1.87	49	47,621,928	51,084,400
Middle East Bank	BIME	0.090	0.090	0.090	0.090	0.090	0.090	0.090	0.00	1	552,242	49,702
Mosul Bank For Investment	BMFI	0.150	0.150	0.150	0.150	0.150	0.150	0.150	0.00	1	100,000	15,000
Al -Mansour Bank	BMNS	1.730	1.750	1.710	1.720	1.730	1.720	1.730	-0.58	117	281,756,422	485,274,740
National Bank of Iraq	BNOI	3.980	3.990	3.970	3.980	3.980	3.980	3.970	0.25	61	13,929,282	55,415,116
Sumer Commercial Bank	BSUC	0.190	0.200	0.190	0.190	0.190	0.190	0.190	0.00	9	17,549,701	3,336,812
United Bank	BUND	0.050	0.060	0.050	0.050	0.050	0.050	0.050	0.00	48	234,605,611	11,730,475
<b>Total of Banks Sector</b>										472	873,518,662	754,937,323
<b>Telecommunication Sector</b>												
Asia Cell Telecommunication	TASC	16.000	16.000	15.550	15.710	17.160	15.640	17.150	-8.80	539	17,867,357	280,749,109
Al-Khatam Telecom	TZNI	4.000	5.000	3.850	4.330	3.830	4.600	4.190	9.79	34	438,907	1,901,716
<b>Total of Telecommunication Sector</b>										573	18,306,264	282,650,825
<b>Insurance Sector</b>												
Al-Ameen for Insurance	NAME	0.900	0.900	0.900	0.900	0.880	0.900	0.900	0.00	2	55,467	49,920
<b>Total of Insurance Sector</b>										2	55,467	49,920
<b>Service Sector</b>												
Baghdad -Iraq Transportation	SBPT	22.250	22.250	22.250	22.250	22.260	22.250	22.250	0.00	8	44,019	979,423
Kharkh Tour Amuzement City	SKTA	4.500	4.500	4.400	4.440	4.500	4.450	4.500	-1.11	18	9,651,104	42,897,468
Mamoura Realestate	SMRI	3.200	3.200	3.180	3.190	3.210	3.200	3.200	0.00	13	889,643	2,840,858
AL-Nukhba for Construction	SNUC	0.710	0.710	0.710	0.710	0.710	0.710	0.710	0.00	1	2,898	2,058
Rehab Karbalaa	HKAR	0.600	0.600	0.600	0.600	0.600	0.600	0.600	0.00	1	5,000	3,000
<b>Total of Service Sector</b>										41	10,592,664	46,722,806
<b>Industrial Sector</b>												
Baghdad Soft Drinks	IBSD	6.250	6.270	6.250	6.250	6.230	6.250	6.250	0.00	103	6,783,194	42,417,614
Iraqi Date Processing and Marke	IIDP	2.400	2.400	2.400	2.400	2.290	2.400	2.290	4.80	2	203	487
Al -Khazer Construction Material	IKHC	1.230	1.230	1.230	1.230	1.230	1.230	1.230	0.00	1	40,407	49,701
Al-Kindi of Veterinary Vaccines	IKLV	2.590	2.590	2.590	2.590	2.570	2.590	2.590	0.00	1	275	712
Al-Mansour Pharmaceuticals Ind	IMAP	2.450	2.480	2.450	2.470	2.450	2.450	2.450	0.00	257	14,954,544	36,915,978
Metallic Industries and Bicycles	IMIB	1.910	1.910	1.910	1.910	1.910	1.910	1.910	0.00	2	126,336	241,302
Modern Sewing	IMOS	5.480	5.480	5.480	5.480	5.500	5.480	5.480	0.00	1	906	4,965
<b>Total of Industrial Sector</b>										367	21,905,865	79,630,759
<b>Hotels Sector</b>												
Ishtar Hotels	HISH	9.020	9.040	9.020	9.030	9.010	9.040	9.020	0.22	10	221,061	1,995,151
Mansour Hotel	HMAN	65.000	65.000	65.000	65.000	54.000	65.000	65.000	0.00	3	259	16,835
National for Tourist Investment	HNTI	9.000	9.000	9.000	9.000	9.000	9.000	9.000	0.00	2	11,111	99,999
<b>Total of Hotels Sector</b>										15	232,431	2,111,985
<b>Agricultural Sector</b>												
Al-Ahlyia agricultural production	AAHP	2.110	2.110	2.110	2.110	2.110	2.110	2.110	0.00	2	1,344,354	2,836,587
Modern for Animal Production	AMAP	0.380	0.380	0.380	0.380	0.380	0.380	0.380	0.00	3	131,708	50,049
<b>Total of Agricultural Sector</b>										5	1,476,062	2,886,636
<b>Total Of Regular</b>										1,475	926,087,415	1,168,990,255

**Second Platform Market Bulletin No (92)**



Company Name	Code	opening Price	highest price	lowest price	Average price	Prev Average price	Closing Price	prev closing price	change (%)	No.of Trades	Traded Volume	Traded Value
<b>Banks Sector</b>												
Iraq Noor Islamic Bank for Inves	BINI	0.230	0.230	0.230	0.230	0.230	0.230	0.230	0.00	1	900	207
Credit Bank Of Iraq	BROI	0.570	0.580	0.560	0.570	0.570	0.580	0.570	1.75	9	8,167,000	4,651,860
Region Trade Bank	BRTB	1.010	1.010	1.010	1.010	1.010	1.010	1.010	0.00	3	600,000	606,000
<b>Total of Banks Sector</b>										<b>13</b>	<b>8,767,900</b>	<b>5,258,067</b>
<b>Insurance Sector</b>												
Al-Hamraa for Insurance	NHAM	5.000	5.400	5.000	5.110	4.690	5.400	5.000	8.00	6	15,000	76,717
<b>Total of Insurance Sector</b>										<b>6</b>	<b>15,000</b>	<b>76,717</b>
<b>Industrial Sector</b>												
Baghdad for Packing Materials	IBPM	2.860	2.860	2.860	2.860	2.860	2.860	2.860	0.00	1	719	2,056
Fallujah for construction Materi	IFCM	2.800	2.850	2.800	2.840	2.850	2.850	2.850	0.00	3	17,439	49,451
<b>Total of Industrial Sector</b>										<b>4</b>	<b>18,158</b>	<b>51,507</b>
<b>Hotels Sector</b>												
Ashour Hotel	HASH	28.000	28.000	28.000	28.000	28.000	28.000	28.000	0.00	2	11,000	308,000
<b>Total of Hotels Sector</b>										<b>2</b>	<b>11,000</b>	<b>308,000</b>
<b>Total of Non Regular</b>										<b>25</b>	<b>8,812,058</b>	<b>5,694,291</b>

**Undisclosed Platform Companies Bulletin No (92)**



Company Name	Code	opening Price	highest price	lowest price	Average price	Prev Average price	Closing Price	prev closing price	change (%)	No.of Trades	Traded Volume	Traded Value
<b>Banks Sector</b>												
Al-Qurtas Islamic Bank	BQUR	1.000	1.000	1.000	1.000	1.000	1.000	1.000	0.00	3	29,595,000,000	29,595,000,000
<b>Total of Banks Sector</b>										<b>3</b>	<b>29,595,000,000</b>	<b>29,595,000,000</b>
<b>Service Sector</b>												
AL-Badia for General Trans	SBAG	1.450	1.650	1.450	1.530	1.440	1.650	1.450	13.79	4	16,168	24,677
General Transportation	SIGT	1.500	1.500	1.500	1.500	1.500	1.500	1.500	0.00	1	49,812	74,718
<b>Total of Industrial Sector</b>										<b>5</b>	<b>65,980</b>	<b>99,395</b>
<b>Industrial Sector</b>												
Al-Hilal Industries	IHLI	1.360	1.360	1.360	1.360	1.360	1.360	1.360	0.00	1	53,731	73,074
The Light Industries	ITLI	1.220	1.220	1.220	1.220	1.210	1.220	1.210	0.83	1	100,000	122,000
<b>Total of Industrial Sector</b>										<b>2</b>	<b>153,731</b>	<b>195,074</b>
<b>Hotels Sector</b>												
Palestine Hotel	HPAL	18.530	19.000	18.530	18.800	18.540	18.800	18.530	1.46	21	494,516	9,298,513
<b>Total of Hotels Sector</b>										<b>21</b>	<b>494,516</b>	<b>9,298,513</b>
<b>Agricultural Sector</b>												
Iraqi for Seed Production	AISP	5.070	5.200	5.060	5.120	5.010	5.080	5.080	0.00	52	6,807,937	34,833,242
<b>Total of Agricultural Sector</b>										<b>52</b>	<b>6807937</b>	<b>34,833,242</b>
<b>Total of Undisclosed</b>										<b>83</b>	<b>29,602,522,164</b>	<b>29,639,426,224</b>
<b>Grand Total</b>										<b>1,583</b>	<b>30,537,421,637</b>	<b>30,814,110,770</b>

## Iraq Stock Exchange not trading companies of Monday 25/5/2026

Company Names	Code	Previous Average Price	Closing Price
<b>Banks Sector</b>			
Al-Taif Islamic Bank	BTIB	0.630	0.630
Elaf Islamic Bank	BELF	0.230	0.240
Kurdistan International Bank	BKUI	1.160	1.160
National Islamic Bank	BNAI	1.100	1.100
Union Bank of Iraq	BUOI	0.160	0.160
Cihan Bank for Islamic Investment&Finan	BCIH	2.200	2.200
<b>Insurance Sector</b>			
Gulf Insurance	NGIR	0.450	0.450
<b>Service Sector</b>			
Al-Mosul for funfairs	SMOF	7.000	7.000
<b>Industrial Sector</b>			
Iraqi Engineering Works	IIEW	6.040	6.040
Iraqi For Tufted Carpets	IITC	19.000	19.000
Iraqi Carton Manufactories	IICM	2.470	2.470
Ready Made Clothes	IRMC	2.290	2.300
<b>Hotels Sector</b>			
Baghdad Hotel	HBAG	12.250	12.500
Babylon Hotel	HBAY	102.010	102.010
Tourist Village of Mosul dam	HTVM	14.050	14.05
Al-Sadeer Hotel	HSAD	22.990	22.990
<b>Agricultural Sector</b>			
Iraqi Agricultural Products	AIRP	9.000	9.000
Agricultural Products Meat	AIPM	4.500	4.500
Middle East for Production- Fish	AMEF	5.990	5.990
Company Names	Code	Previous Average Price	Closing Price
<b>Banks Sector</b>			
Al-Qabidh Islamic Bank	BQAB	0.090	0.090
AL- Mal Islamic Bank	BMAL	1.000	1.000
Erbil Investment & FinanceBank	BERI	0.110	0.110
Al-Mashreq Al-Arabi Islamic Bank	BAMS	0.850	0.850
Arab Islamic Bank	BAAI	1.000	1.000
Al-Rajih Islamic Bank	BRAJ	1.000	1.000
Al-Mustashar Islamic Bank for Investmen	BMUI	1.000	1.000
Trust International Islamic Bank	BTRU	0.750	0.750
World Islamic Bank for Investment	BWOR	1.000	1.000
Al janoob Islamic Bank	BJAB	0.940	0.940
Ameen Al-Iraq Islamic Bank	BAME	1.000	1.000
International Islamic Bank	BINT	0.200	0.200
Al-Ataa Islamic Bank	BLAD	0.100	0.300
<b>Insurance Sector</b>			
Alahliya For Insurance	NAHF	0.820	0.820
<b>Investment Sector</b>			
Al-Ameen for Financial Investment	VAMF	1.260	1.260
AL-Wiaam for Financial Investment	VWIF	0.690	0.690
<b>Industrial Sector</b>			
National Furniture Industries	IHFI	0.900	0.950
Modern chemical industries	IMCI	100.000	100.000
<b>Service Sector</b>			
Al-Ameen Estate Investment	SAEI	1.700	1.700
Ibdaa Al-sharq Alwast General Contractir	SIBD	1.000	1.000
Company Names	Code	Previous Average Price	Closing Price
<b>Industrial Sector</b>			
Electronic Industry	IELI	1.360	1.350
Modern Construction Materials	IMCM	1.150	1.150
National Chemical &Plastic	INCP	1.920	1.910

**Iraq Stock Exchange**  
**Non Iraqis' Bulletin Monday May 25 2026**  
**Regular Market**



**Non Iraqi Trading of Regular Market (Buy)**

Company Names	Code	No.of trades	Traded Shares	Trading Volume
<b>Banks Sector</b>				
Al-Mansour Bank	BMNS	1	70,000	121,100
<b>Total Bank sector</b>		1	70,000	121,100
<b>Telecommunication Sector</b>				
Asia cell	TASC	4	640,250	10,153,925
<b>Total Telecommunication sector</b>		4	640,250	10,153,925
<b>Grand Total</b>		5	710,250	10,275,025

**Non Iraqi Trading of Second Market (BUY)**

Company Names	Code	No. of trades	Traded Volume	Traded Value
<b>Banks Sector</b>				
Region Trade Bank	BRTB	1	200,000	202,000
<b>Total Bank sector</b>		1	200,000	202,000
<b>Grand Total</b>		1	200,000	202,000

## OTC Platform Trading Bulletin No (92)

Company Name	Code	highest price	lowest price	Average price	No.of Trades	Traded Volume	Traded Value
<b>Banks Sector</b>							
Al-Warka Bank	BWAI	0.180	0.170	0.170	5	4,807,885	817,440
Total Of Money Service Sector					5	4,807,885	817,440
<b>Total</b>					<b>5</b>	<b>4,807,885</b>	<b>817,440</b>

## Not Trading OTC Companies

Company Name	Code	Previous Average price
<b>Banks Sector</b>		
Hammurabi Commercial Bank	BHAM	—
Al-Sanam Islamic Bank	BSAN	3.000
<b>Industrial Sector</b>		
Kirkuk producing constructional materials	IKFP	2.800
<b>Money Service Sector</b>		
Rabee Securities	FRSE	9.050
Karmal Brokerage	FKSX	10.000
Iraqi Deposit Insurance Corporation	FIDI	1.000
Ishtar Gate for e-Paymant	FISH	1.000
Sama Baghdad Exchange	FSBE	—
<b>Insurance Sector</b>		
Shatt Al Arab Insurance	NSHA	1.000
Al Badia Insurance	NBAD	—
Kurdistan Insurance	NKUI	0.500
Elaf Insurance	NELF	—
Dilina Insurance Company	NDIL	—

Iraq Stock Exchange

Monday 25/5/2026



سوق العراق للاوراق المالية  
IRAQ STOCK EXCHANGE

## Not Trading Bonds Bulletin

Bond type	Publish type	Code	last trading price	immortilize date
Banaa Bonds /Million ID	Second	CB20	964,981	19/12/2025
Eamar Bonds /Million ID	First	CB30	1,001,095	—
Eamar Bonds /Million ID	Second	CB40	—	—
Eamar Bonds /500 Thousand ID	Third	CB45	—	—
Eamar Bonds /Million ID	Third	CB50	—	—
Injaz Bonds /500 Thousand ID	First	CB55	—	—
Injaz Bonds /Million ID	First	CB60	951,110	—
Injaz Bonds /500 Thousand ID	Second	CB65	511,000	—
Injaz Bonds /Million ID	Second	CB70	965,050	—
Injaz Bonds /500 Thousand ID	Third	CB75	—	—
Injaz Bonds /Million ID	Third	CB80	978,182	—
National Bonds/Million ID	First	CB90	—	—
National Bonds/500 Thousand ID	Second	CB95	—	—
National Bonds/Million ID	Second	CB100	—	—