

# Iraq Stock Exchange

Trading Session Thursday 25/4/2024 -

Traded Volume 890,199,846

ISX Index 60 1006.51

Previous ISX Index60 1010.05

Change % -0.35

Change -3.54

Listed Companies 103

Traded Companies 42

General Assembly Co. 3

Suspended Co. 2



Bulletin No (78) of 2024

Traded Value 1,108,944,030 Trades 817

ISX Index 15 1091.02

Previous ISX Index15 1094.65

Change % -0.33

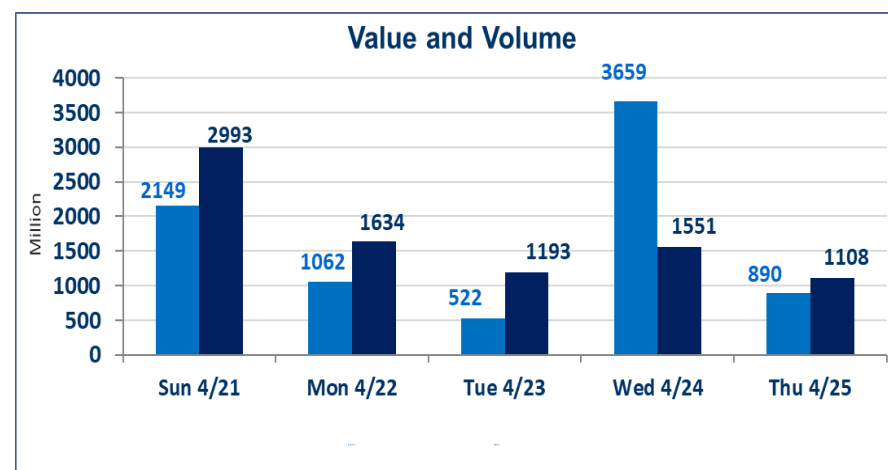
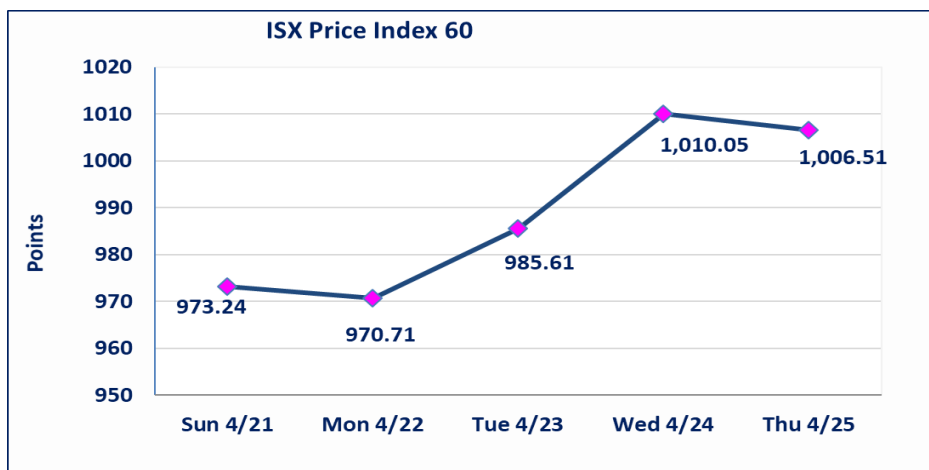
Change -3.63

Non Traded Co. 56

High Companies 8

Low Companies 19

Un Listed Companies OTC 2



### Gainers

Company Name	Closing Price	Change (%)	Traded Volume
Gulf Insurance	0.400	11.11	150,000
Alkhair for financial Investment	0.200	5.26	190,000
Investment Bank of Iraq	0.370	2.78	30,000,000
Metallic Industries and Bicycles	2.000	2.56	460,948
Iraqi Marketing Date	1.650	1.23	1,723,831

### Losers

Company Name	Closing Price	Change (%)	Traded Volume
Union Bank of Iraq	0.200	-9.09	151,258
Gulf Commercial Bank	0.180	-5.26	89,600,000
Mosul Bank For Investment	0.190	-5.00	18,000,000
AL-Badia for General Trans	0.570	-5.000	2,552,000
International Islamic Bank	0.440	-4.35	30,600,000

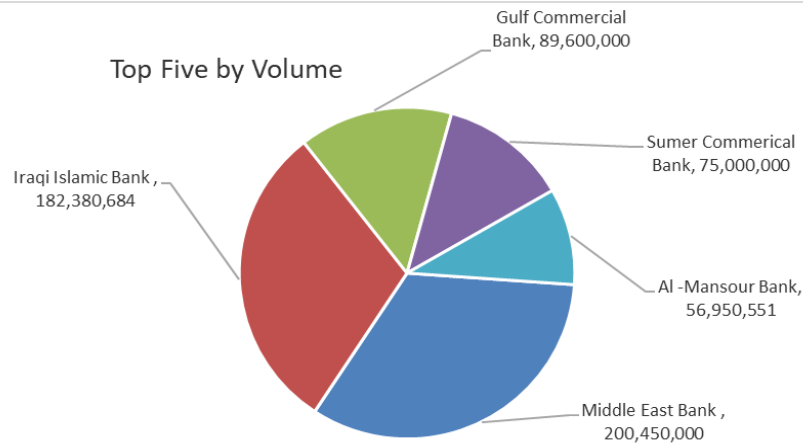
### Traded Volume

Company Name	Closing Price	Change (%)	Traded Volume
Middle East Bank	0.110	0.00	200,450,000
Iraqi Islamic Bank	1.330	-2.21	182,380,684
Gulf Commercial Bank	0.180	-5.26	89,600,000
Sumer Commerical Bank	0.100	0.00	75,000,000
AI -Mansour Bank	1.360	-2.16	56,950,551

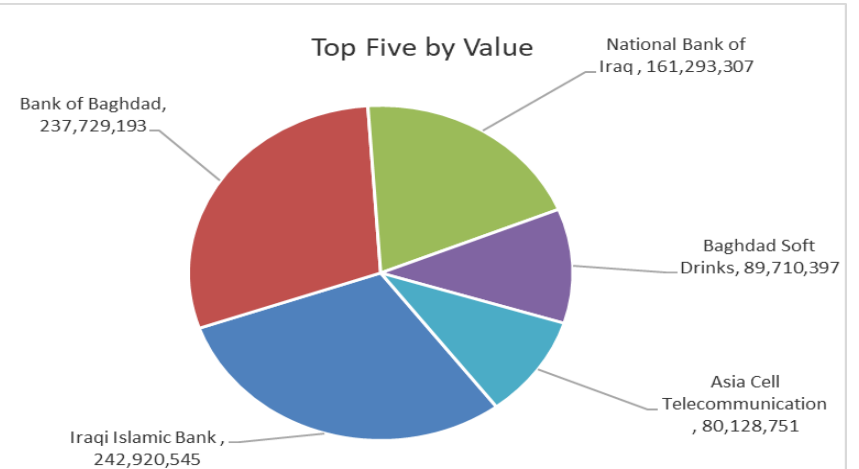
### Traded Value

Company Name	Closing Price	Change (%)	Traded Value
Iraqi Islamic Bank	1.330	-2.21	242,920,545
Bank of Baghdad	4.420	0.68	237,729,193
National Bank of Iraq	3.010	-1.95	161,293,307
Baghdad Soft Drinks	4.380	-0.45	89,710,397
Asia Cell Telecommunication	9.700	-0.61	80,128,751

Top Five by Volume



Top Five by Value



## Regular Market Bulletin No (78)



Company Name	Code	opening Price	highest price	lowest price	Average price	Prev Average price	Closing Price	prev closing price	change (%)	No.of Trades	Traded Volume	Traded Value
<b>Banks Sector</b>												
Bank of Baghdad	BBOB	4.400	4.470	4.390	4.410	4.290	4.420	4.390	0.68	104	53,910,194	237,729,193
Commercial Bank of Iraq	BCOI	0.800	0.800	0.800	0.800	0.800	0.800	0.800	0.00	3	1,500,000	1,200,000
Gulf Commercial Bank	BGUC	0.180	0.190	0.170	0.170	0.190	0.180	0.190	-5.26	17	89,600,000	15,484,000
Investment Bank of Iraq	BIBI	0.360	0.370	0.350	0.360	0.360	0.370	0.360	2.78	16	30,000,000	10,720,000
Iraqi Islamic Bank	BIIB	1.390	1.390	1.300	1.330	1.320	1.330	1.360	-2.21	222	182,380,684	242,920,545
Middle East Bank	BIME	0.110	0.110	0.110	0.110	0.110	0.110	0.110	0.00	32	200,450,000	22,049,500
Mosul Bank For Investment	BMFI	0.190	0.190	0.190	0.190	0.200	0.190	0.200	-5.00	5	18,000,000	3,420,000
Al -Mansour Bank	BMNS	1.390	1.390	1.360	1.370	1.400	1.360	1.390	-2.16	55	56,950,551	77,786,025
National Bank of Iraq	BNOI	3.070	3.070	3.000	3.030	3.070	3.010	3.070	-1.95	83	53,245,947	161,293,307
Sumer Commerical Bank	BSUC	0.110	0.110	0.100	0.100	0.100	0.100	0.100	0.00	8	75,000,000	7,750,000
Union Bank of Iraq	BUOI	0.220	0.220	0.200	0.200	0.220	0.200	0.220	-9.09	2	151,258	30,379
<b>Total Of Banks Sector</b>										<b>547</b>	<b>761,188,634</b>	<b>780,382,949</b>
<b>Telecommunication Sector</b>												
Asia Cell Telecommunication	TASC	9.760	9.760	9.700	9.730	9.810	9.700	9.760	-0.61	28	8,236,211	80,128,751
<b>Total Of Telecommunication</b>										<b>28</b>	<b>8,236,211</b>	<b>80,128,751</b>
<b>Insurance Sector</b>												
Al-Ameen for Insurance	NAME	0.650	0.700	0.650	0.650	0.650	0.650	0.650	0.00	5	2,629,350	1,709,229
Gulf Insurance	NGIR	0.400	0.400	0.400	0.400	0.370	0.400	0.360	11.11	1	150,000	60,000
<b>Total Of Insurance Sector</b>										<b>6</b>	<b>2,779,350</b>	<b>1,769,229</b>
<b>Services Sector</b>												
Baghdad -Iraq Transportatio	SBPT	38.220	38.500	37.150	37.680	37.490	37.150	38.220	-2.80	15	825,517	31,108,760
Kharkh Tour Amuzement Cit	SKTA	4.810	4.810	4.800	4.810	4.790	4.800	4.810	-0.21	5	2,186,079	10,512,290
Al-Mosul for funfairs	SMOF	8.900	8.900	8.900	8.900	8.900	8.900	8.900	0.00	1	600,000	5,340,000
Mamoura Realestate Invest	SMRI	7.180	7.180	7.180	7.180	7.100	7.180	7.200	-0.28	1	1,006	7,223
Al-Nukhba for construction	SNUC	0.670	0.670	0.670	0.670	0.670	0.670	0.670	0.00	20	2,000,000	1,340,000
<b>Total Of Services Sector</b>										<b>42</b>	<b>5,612,602</b>	<b>48,308,273</b>
<b>Industry Sector</b>												
Baghdad Soft Drinks	IBSD	4.400	4.420	4.350	4.390	4.410	4.380	4.400	-0.45	45	20,415,170	89,710,397
Iraqi Marketing Date	IIDP	1.600	1.650	1.600	1.630	1.630	1.650	1.630	1.23	9	1,723,831	2,815,287
Al-Kindi of Veterinary Vaccin	IKLV	1.650	1.650	1.650	1.650	1.700	1.650	1.700	-2.94	2	3,100,000	5,115,000
Al-Mansour Pharmaceutical	IMAP	1.950	1.950	1.940	1.940	1.950	1.940	1.950	-0.51	25	2,550,000	4,951,500
Metallic Industries and Bicyc	IMIB	1.950	2.000	1.950	1.980	1.950	2.000	1.950	2.56	6	460,948	913,896
Ready Made Clothes	IRMC	3.850	3.850	3.850	3.850	3.850	3.850	3.850	0.00	5	200,000	770,000
<b>Total Of Industry Sector</b>										<b>92</b>	<b>28,449,949</b>	<b>104,276,080</b>
<b>Hotels Sector</b>												
Baghdad Hotel	HBAG	11.250	11.250	11.250	11.250	11.250	11.250	11.250	0.00	2	210,000	2,362,500
Ishtar Hotel	HISH	9.270	9.270	9.270	9.270	9.270	9.270	9.270	0.00	1	20,000	185,400
Al-Mansour Hotel	HMAN	44.000	44.000	44.000	44.000	44.470	44.000	44.000	0.00	1	100,000	4,400,000
<b>Total Of Hotels Sector</b>										<b>4</b>	<b>330,000</b>	<b>6,947,900</b>

### Agriculture Sector

Iraqi Agricultural Products	AIRP	22.420	23.000	22.420	22.430	22.420	22.420	22.420	0.00	5	112,000	2,512,200
Iraqi for Seed Production	AISP	8.870	8.900	8.870	8.880	8.710	8.870	8.850	0.23	20	1,092,149	9,693,962
Modern for Animal Product	AMAP	0.530	0.530	0.510	0.510	0.520	0.510	0.520	-1.92	2	4,000	2,043
<b>Total Of Agriculture Sector</b>										<b>27</b>	<b>1,208,149</b>	<b>12,208,204</b>
<b>Total Of Regular</b>										<b>746</b>	<b>807,804,895</b>	<b>1,034,021,386</b>

### Non Regular Market Bulletin No (78)

Company Name	Code	opening Price	highest price	lowest price	Average price	Prev Average price	Closing Price	prev closing price	change (%)	No.of Trades	Traded Volume	Traded Value
<b>Banks Sector</b>												
International Islamic Bank	BINT	0.460	0.460	0.440	0.450	0.490	0.440	0.460	-4.35	5	30,600,000	13,767,063
Al Attaa Islamic Bank	BLAD	0.130	0.130	0.130	0.130	0.130	0.130	0.130	0.00	1	551,150	71,650
Credit Bank	BROI	1.090	1.090	1.050	1.070	1.080	1.060	1.080	-1.85	36	32,506,072	34,710,058
<b>Total Of Banks Sector</b>										<b>42</b>	<b>63,657,222</b>	<b>48,548,771</b>
<b>Services Sector</b>												
Al-Ameen Estate Investment	SAEI	2.850	2.850	2.850	2.850	2.850	2.850	2.850	0.00	1	33,165	94,520
<b>Total Of Services Sector</b>										<b>1</b>	<b>33,165</b>	<b>94,520</b>
<b>Industry Sector</b>												
Fallujah for construction Ma	IFCM	3.650	3.660	3.650	3.650	3.660	3.650	3.660	-0.27	10	1,530,000	5,589,800
<b>Total Of Industry Sector</b>										<b>10</b>	<b>1,530,000</b>	<b>5,589,800</b>
<b>Total Of Non Regular</b>										<b>53</b>	<b>65,220,387</b>	<b>54,233,091</b>

### Undisclosed Platform Companies Bulletin (78)

Company Name	Code	opening Price	highest price	lowest price	Average price	Prev Average price	Closing Price	prev closing price	change (%)	No.of Trades	Traded Volume	Traded Value
<b>Investment Sector</b>												
Alkhair for financial Investm	VKHF	0.200	0.200	0.200	0.200	0.190	0.200	0.190	5.26	2	190,000	38,000
<b>Total Of Investment Sector</b>										<b>2</b>	<b>190,000</b>	<b>38,000</b>
<b>Services Sector</b>												
AL-Badia for General Trans	SBAG	0.570	0.570	0.570	0.570	0.600	0.570	0.600	-5.000	4	2,552,000	1,454,640
<b>Total Of Services Sector</b>										<b>4</b>	<b>2,552,000</b>	<b>1,454,640</b>
<b>Industry Sector</b>												
Al-Hilal Industries	IHLI	0.980	0.980	0.980	0.980	0.980	0.980	0.980	0.00	4	32,564	31,913
Iraqi Carton Manufacturies	IICM	1.170	1.170	1.170	1.170	1.160	1.170	1.160	0.86	1	6,000,000	7,020,000
National Chemical &Plastic	INCP	1.860	1.870	1.860	1.860	1.860	1.860	1.870	-0.53	5	5,400,000	10,045,000
The Light Industries	ITLI	0.700	0.700	0.700	0.700	0.700	0.700	0.700	0.00	2	3,000,000	2,100,000
<b>Total Of Industry Sector</b>										<b>12</b>	<b>14,432,564</b>	<b>19,196,913</b>
<b>Total of un disclosed</b>										<b>18</b>	<b>17,174,564</b>	<b>20,689,553</b>
<b>Grand Total</b>										<b>817</b>	<b>890,199,846</b>	<b>1,108,944,030</b>

# Iraq Stock Exchange



Trading Session Thursday 25/4/2024

## Not Trading OTC

Company Name	Code	Previous Average price
Rabee Securities	FRSE	—
Karmal Brokerage	FKSX	10.000



## Not Trading Bonds Bulletin

Bond type	Publish type	Code	last trading price	immortilize date
Banaa Bonds / million ID	First	CB10	1030000	10/12/2025
Banaa Bonds / million ID	second	CB20	964981	19/12/2025
Amara Bonds /500 thousand	First	CB25	—	9/10/2025
Amara Bonds /Million ID	First	CB30	984000	9/10/2027
Amara Bonds /500 thousand	Second	CB35	—	—
Amara Bonds /Million ID	Second	CB40	—	—
Amara Bonds /500 thousand	Third	CB45	—	—
Amara Bonds /Million ID	Third	CB50	—	—

**Iraq Stock Exchange**  
**Non Iraqis' Bulletin Thursday April 25 2024**  
**Regular Market**



**Non Iraqi Trading of Regular Market (Buy)**

Company Names	Code	No.of trades	Traded Shares	Trading Volume
<b>Banks Sector</b>				
Bank Of Baghdad	BBOB	7	3,480,781	15,373,629
Gulf Commercial Bank	BGUC	1	600,000	114,000
<b>Total Bank sector</b>		<b>8</b>	<b>4,080,781</b>	<b>15,487,629</b>
<b>Grand Total</b>		<b>8</b>	<b>4,080,781</b>	<b>15,487,629</b>

**Non Iraqi Trading of Regular Market (Sell)**

Company Names	Code	No.of trades	Traded Shares	Trading Volume
<b>Banks Sector</b>				
Bank Of Baghdad	BBOB	1	2,000,000	8,800,000
National Bank Of Iraq	BNOI	2	1,019,000	3,067,191
<b>Total Bank sector</b>		<b>3</b>	<b>3,019,000</b>	<b>11,867,191</b>
<b>Grand Total</b>		<b>3</b>	<b>3,019,000</b>	<b>11,867,191</b>

## Iraq Stock Exchange non trading companies on Thursday 25/4/2024

Company Names	Code	Previous Average Price	Closing Price
<b>Banking Sector</b>			
Cihan Islamic Bank	BCIH	2.200	2.200
Elaf Islamic Bank	BELF	0.550	0.550
Asia Al Iraq Islamic Bank	BAIB	0.900	0.900
National Islamic Bank	BNAI	0.610	0.610
Kurdistan International Bank	BKUI	0.850	0.850
Ashur International Bank	BASH	0.310	0.310
Economy Bank	BEFI	0.200	0.210
Al-Taif Islamic Bank	BTIB	0.690	0.690
United Bank	BUND	0.090	0.090
<b>Telecommunication Sector</b>			
Al-Khatem Telecoms	TZNI	2.420	2.420
<b>Insurance Sector</b>			
Dar Al-Salam for Insurance	NDSA	0.840	0.840
<b>Services Sector</b>			
Rehab Karbala	HKAR	0.820	0.820
<b>Industry Sector</b>			
Iraqi Engineering Works	IIEW	4.500	4.500
Modern Sewing	IMOS	10.000	10.000
Iraqi For Tufted Carpets	IITC	14.990	14.990
Al -Khazer Road for Construction Material	IKHC	2.500	2.500
<b>Hotels Sector</b>			
Babylon Hotel	HBAY	110.000	110.000
Tourist Village of Mosul dam	HTVM	11.000	11.000
<b>Agriculture Sector</b>			
Agricultural Products Meat	AIPM	5.000	5.000
Middle East for Production- Fish	AMEF	7.300	7.300
Al-Ahlyia agricultural production	AAHP	0.950	0.950
Company Names	Code	Previous Average Price	Closing Price
<b>Banks Sector</b>			
World Islamic Bank	BWOR	1.000	1.000
Arabiya Islamic Bank	BAAI	1.000	1.000
Zain Al-Iraq Islamic Bank	BZII	0.340	0.340
Al-Qurtas Islamic Bank	BQUR	1.000	1.000
Arabiya Islamic Bank	BAAI	1.000	1.000
Al Janoob Islamic Bank Investment	BJAB	1.000	1.000
Region Trade Bank	BRTB	1.000	1.000
Ameen Al Iraq Islamic Bank	BAME	1.000	1.000
International Development Bank	BIDB	1.000	1.000
Al- Qabidh Islamic Bank	BQAB	0.240	0.240
Al Anssari Islamic Bank	BANS	1.000	1.000
Iraq Noor Islamic Bank	BINI	1.050	1.050
AL- Mashreq al-Arabi Islamic Bank	BAMS	-	-
Erbil Bank	BERI	0.110	0.110
Trust International Islamic Bank	BTRU	0.750	0.750
Trans Iraq Bank for Investment	BTRI	0.740	0.740
Al Mustashar Bank	BMUI	1.000	1.000
Erbil Bank	BERI	0.110	0.110
<b>Insurance Sector</b>			
Alahliya For Insurance	NAHF	0.330	0.330
Al -Hamraa Insurance	NHAM	0.700	0.700
<b>Investment Sector</b>			
Al-Zawraa for Financial Investment	VZAF	0.180	0.180
AL-Wiaam for Financial Investment	VWIF	0.310	0.350
Al-Ameen for Financial Investment	VAMF	1.000	1.000
Bain Al-Nahrain Financial Investment	VMES	0.900	0.900



Services Sector			
Ibdaa Al-Sharq Al-Awsat	SIBD	1.000	1.000
Industry Sector			
National Furniture Industries	IHFI	2.610	2.610
Baghdad for Packing Materials	IBPM	2.250	2.250
Modern chemical industries	IMCI	100.000	100.000
Hotels Sector			
Ashour Hotel	HASH	17.600	17.600
Agriculture Sector			
Al-Ribas for Poultry and Fodder	AREB	-	-
Company Names	Code	Previous Average Price	Closing Price
Banks Sector			
Babylon Bank	BBAY	0.070	0.070
Services Sector			
General Transportation	SIGT	0.990	0.990
IndustrySector			
Electronic Industries	IELI	0.730	0.730
Modern Construction Materials	IMCM	0.630	0.630
Investment Sector			
AL- Batek Investment	VBAT	0.380	0.380
Hotels Sector			
Palestine Hotel	HPAL	22.060	22.000
Al-Sadeer Hotel	HSAD	27.000	27.000

### Iraq Stock Exchange Suspended Companies

Al-Rajih Islamic Bank (BRAJ)	9/19/2021	The trading suspended for not produce the Annual disclosure for 2020 at closing price (1.000) ID.
North Bank (BNOR)	31/10/2022	The trading suspended by ISC decision at closing price (0.070) ID.

## Iraq Stock Exchange News of listed companies Thursday 25/4/2024

### Companies News

Credit Bank (BROI)	General Assembly Meeting will be hold on Thursday 2/5/2024 at the company to discuss financial statement of 2023 , cash dividend , increasing in company capital according to first , second /55, elect new board of Administration council . Trading has been suspend on Sunday 28/4/2024 .
AL- Mashreq al-Arabi Islamic Bank(BA)	General Assembly Meeting will be hold on Sunday 5/5/2024 at the trananing and development hall to discuss financial statement of 2023 , cash dividend . Trading has been suspend on Monday 29/4/2024 .
Iraqi Agricultural Products (AIRP)	General Assembly Meeting will be hold on Monday 6/5/2024 at the company to discuss financial statement of 2021 , cash dividend . Trading has been suspend on Tuesday 30/4/2024 .
Region Trade Bank (BRTB)	General Assembly Meeting will be hold on Wednesday 8/5/2024 at the company in erbil to discuss financial statement of 2023 , cash dividend , increasing in company capital from 300 billion to 350 billion when the bank will be get the approval of GAM . Trading has been suspend on Sunday 5/5/2024 .

### out of trading

Babil Animal&vegetable Products (ABAP)	General Assembly Meeting will be hold on Monday 11/12/2023 at theAl Jadriya to discuss financial statement of 2021,2022 , cash dividend , discuss the deficit Trading has been suspend on Thursday 7/12/2023 .
Iraqi Land Transport (SILT)	General Assembly Meeting will be hold on Wednesday 6/3/2024 at the Trade Ministry VIP Hall to resign the current board of Administration and elect new five board of Administration .Trading has been suspend on Sunday 3/3/2024.
National for Tourist Investment( HNTI)	General Assembly Meeting will be hold on Sunday 21/4/2024 at the company to discuss financial statement of 2022 , cash dividend. Trading has been suspend on Tuesday 16/4/2024 .