

Iraq Stock Exchange

Bulletin No (109)



سوق العراق للأوراق المالية
IRAQ STOCK EXCHANGE

ISX Trading Indices of Wednesday 24/6/2026

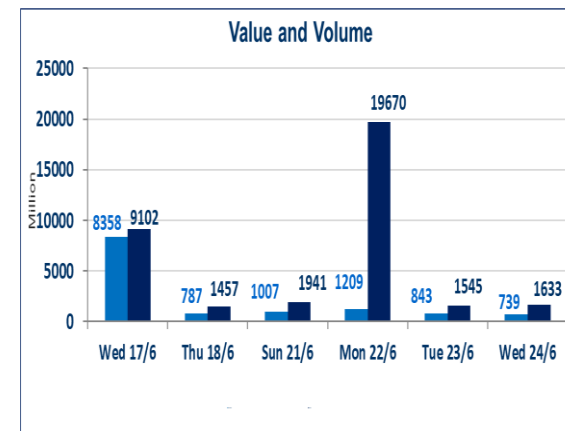
Traded Volume and OTC	739,123,755
-----------------------	-------------

Traded Value and OTC	1,633,158,582
----------------------	---------------

Traders	1598
---------	------

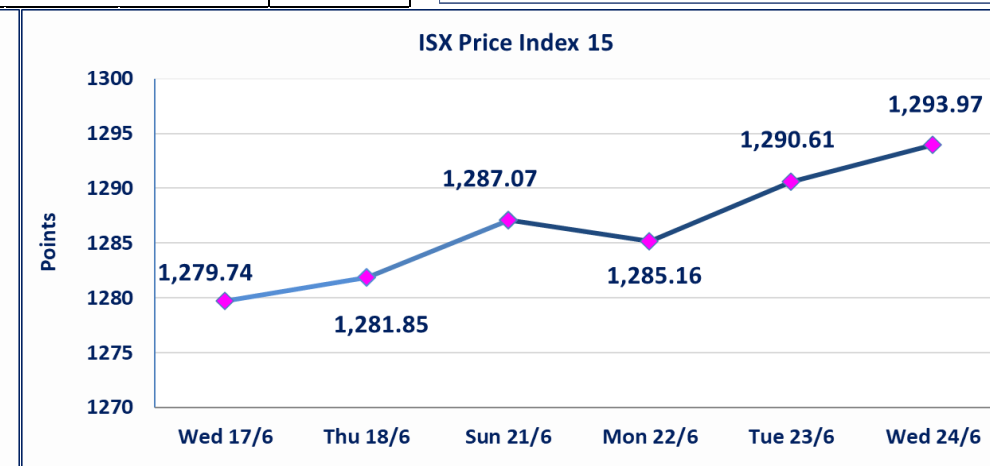
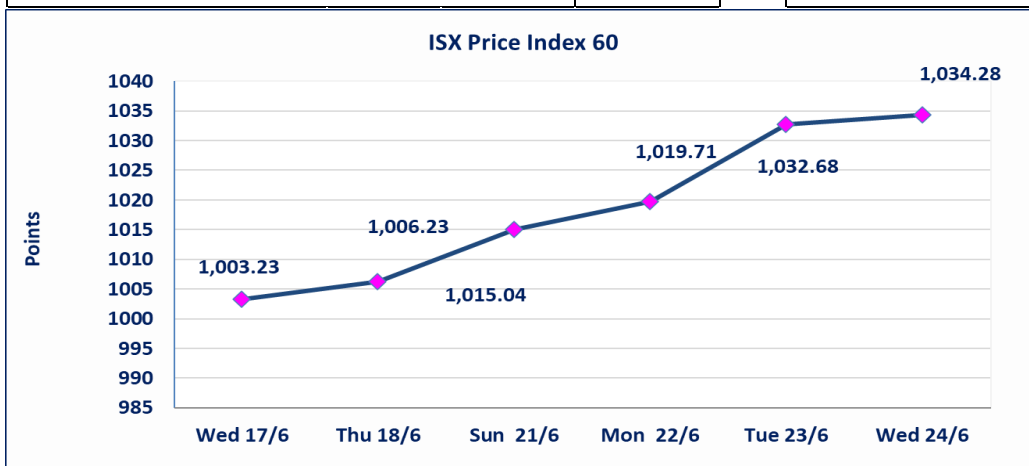
ISX Index 60	1034.28
Previous ISX Index60	1032.68
Change %	0.15
Change	1.60

ISX Index 15	1293.97
Previous ISX Index15	1290.61
Change %	0.26
Change	3.36



Listed Companies	103	OTC	17
Traded Listed Companies	44	OTC	2
GAM Companies	5		
Suspended Companies	8		

Non Traded listed	46	OTC	14
Higher Companies	20		
Lower Companies	8		
GAM Companies OTC	1		



ISX top gaining and losing companies

Wednesday 24/6/2026

Gainers

Company Name	Closing Price	Change (%)	Traded Volume
Ready Made Clothes	2.700	14.89	2,900,862
Mosul Bank For Investment	0.140	7.69	1,512,070
Investment Bank of Iraq	0.300	7.14	6,530,859
Ashur International Bank	0.290	3.57	29,807,390
Tourist Village of Mosul dam	14.500	3.57	400,768

Losers

Company Name	Closing Price	Change (%)	Traded Volume
Kharkh Tour Amuzement City	4.450	-6.32	1,355,415
Babil Animal & Vegetable Produc	7.100	-5.46	122,620
Baghdad Hotel	12.100	-3.04	3,533,052
Electronic Industry	1.600	-1.84	817,063
Al-Hilal Industries	1.670	-1.76	50,000

The most active companies in term of traded volume and value

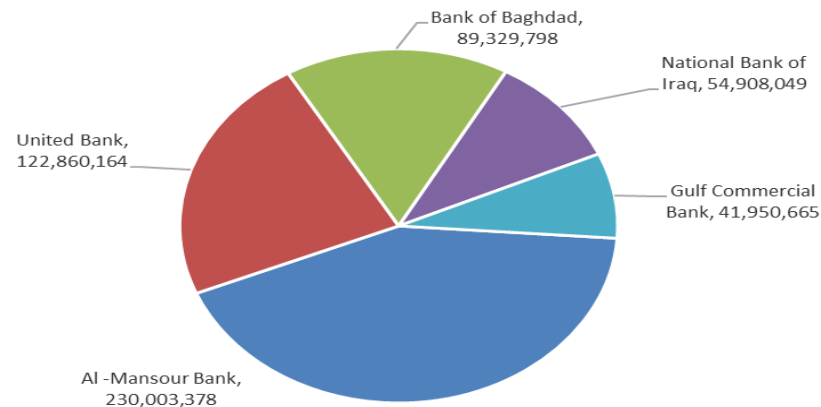
Traded Volume

Company Name	Closing Price	Change (%)	Traded Volume
Al -Mansour Bank	1.980	1.02	230,003,378
United Bank	0.060	0.00	122,860,164
Bank of Baghdad	3.070	-0.97	89,329,798
National Bank of Iraq	4.100	1.99	54,908,049
Gulf Commercial Bank	0.360	0.00	41,950,665

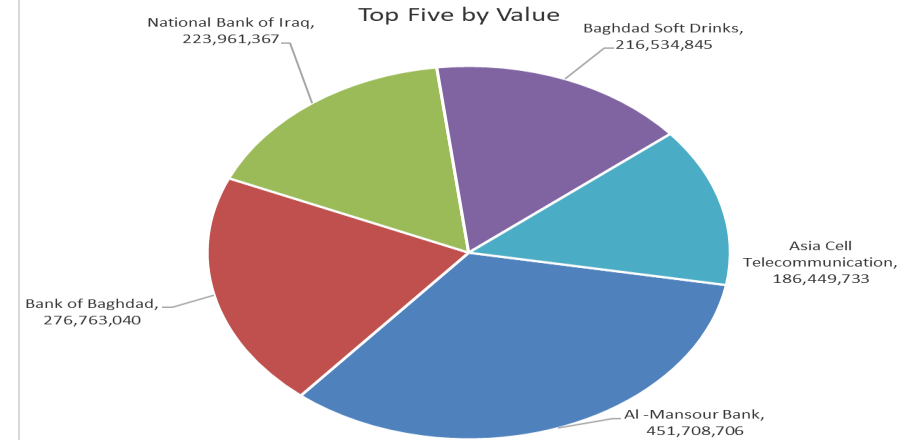
Traded Value

Company Name	Closing Price	Change (%)	Traded Value
Al -Mansour Bank	1.980	1.02	451,708,706
Bank of Baghdad	3.070	-0.97	276,763,040
National Bank of Iraq	4.100	1.99	223,961,367
Baghdad Soft Drinks	6.760	0.30	216,534,845
Asia Cell Telecommunication	16.850	0.06	186,449,733

Top Five by Volume



Top Five by Value



Regular Market Bulletin No (109)



Company Name	Code	opening Price	highest price	lowest price	Average price	Prev Average price	Closing Price	prev closing price	change (%)	No.of Trades	Traded Volume	Traded Value
Banks Sector												
Ashur International Bank	BASH	0.290	0.300	0.290	0.290	0.280	0.290	0.280	3.57	26	29,807,390	8,694,143
Bank of Baghdad	BBOB	3.100	3.140	3.070	3.100	3.110	3.070	3.100	-0.97	203	89,329,798	276,763,040
Commercial Islamic Bank of Iraq	BCOI	0.680	0.680	0.670	0.680	0.690	0.680	0.680	0.00	15	16,978,930	11,478,982
Gulf Commercial Bank	BGUC	0.360	0.360	0.360	0.360	0.360	0.360	0.360	0.00	12	41,950,665	15,102,239
Investment Bank of Iraq	BIBI	0.290	0.300	0.290	0.300	0.270	0.300	0.280	7.14	32	6,530,859	1,951,949
Iraqi Islamic Bank	BIIB	1.090	1.090	1.080	1.080	1.080	1.080	1.090	-0.92	18	5,110,692	5,520,650
Middle East Bank	BIIME	0.090	0.090	0.090	0.090	0.090	0.090	0.090	0.00	9	1,088,888	98,000
Mosul Bank For Investment	BMFI	0.140	0.140	0.140	0.140	0.130	0.140	0.130	7.69	3	1,512,070	211,690
Al -Mansour Bank	BMNS	1.960	1.980	1.960	1.960	1.940	1.980	1.960	1.02	159	230,003,378	451,708,706
National Islamic Bank	BNAI	1.100	1.100	1.100	1.100	1.100	1.100	1.100	0.00	1	37,272	40,999
National Bank of Iraq	BNOI	4.020	4.100	4.020	4.080	4.000	4.100	4.020	1.99	169	54,908,049	223,961,367
Sumer Commercial Bank	BSUC	0.200	0.200	0.190	0.190	0.190	0.200	0.200	0.00	8	10,871,302	2,082,952
Al-Taif Islamic Bank	BTIB	0.850	0.900	0.850	0.880	0.880	0.900	0.900	0.00	4	397,746	350,584
United Bank	BUND	0.060	0.060	0.050	0.050	0.060	0.060	0.060	0.00	43	122,860,164	6,150,366
Total of Banks Sector										702	611,387,203	1,004,115,669
Telecommunication Sector												
Asia Cell Telecommunication	TASC	16.840	16.900	16.800	16.820	16.870	16.850	16.840	0.06	153	11,088,002	186,449,733
Al-Khatam Telecom	TZNI	4.020	4.150	4.020	4.060	4.100	4.150	4.010	3.49	12	359,347	1,458,656
Total of Telecommunication Sector										165	11,447,349	187,908,389
Insurance Sector												
Al-Ameen for Insurance	NAME	0.850	0.880	0.850	0.880	0.850	0.880	0.850	3.53	135	6,049,960	5,322,465
Total of Insurance Sector										135	6,049,960	5,322,465
Service Sector												
Baghdad -Iraq Transportation	SBPT	22.400	22.400	22.400	22.400	22.400	22.400	22.400	0.00	5	107,202	2,401,325
Kharkh Tour Amuzement City	SKTA	4.450	4.700	4.450	4.620	4.550	4.450	4.750	-6.32	10	1,355,415	6,262,951
Mamoura Realestate	SMRI	3.850	3.930	3.800	3.880	3.880	3.890	3.850	1.04	66	7,324,909	28,431,702
Rehab Karbalaa	HKAR	0.650	0.650	0.650	0.650	0.650	0.650	0.650	0.00	1	10,000	6,500
Total of Service Sector										82	8,797,526	37,102,477
Industrial Sector												
Baghdad Soft Drinks	IBSD	6.740	6.800	6.740	6.790	6.680	6.760	6.740	0.30	128	31,893,725	216,534,845
Iraqi For Tufted Carpets	IITC	22.500	22.990	22.500	22.860	22.500	22.900	22.500	1.78	6	19,759	451,718
Al -Khazer Construction Material	IKHC	1.200	1.200	1.200	1.200	1.200	1.200	1.200	0.00	1	500,000	600,000
Al-Kindi of Veterinary Vaccines	IKLV	2.770	2.850	2.770	2.810	2.800	2.850	2.770	2.89	4	169,059	475,200
Al-Mansour Pharmaceuticals Ind	IMAP	2.620	2.640	2.610	2.620	2.620	2.630	2.620	0.38	85	7,190,072	18,841,981
Modern Sewing	IMOS	5.400	5.490	5.400	5.410	5.400	5.400	5.400	0.00	7	640,000	3,465,000
Ready Made Clothes	IRMC	2.400	2.930	2.400	2.590	2.350	2.700	2.350	14.89	23	2,900,862	7,520,416
Total of Industrial Sector										254	43,313,477	247,889,159
Hotels Sector												
Baghdad Hotel	HBAG	12.480	12.480	12.000	12.010	12.470	12.100	12.480	-3.04	40	3,533,052	42,417,075
Ishtar Hotels	HISH	9.110	9.120	9.110	9.110	9.110	9.120	9.110	0.11	13	2,330,544	21,238,761
Tourist Village of Mosul dam	HTVM	14.000	14.500	14.000	14.110	14.000	14.500	14.000	3.57	19	400,768	5,653,041
Total of Hotels Sector										72	6,264,364	69,308,877
Agricultural Sector												
Babil Animal & Vegetable Produ	ABAP	8.000	8.000	7.000	7.580	7.650	7.100	7.510	-5.46	21	122,620	928,966
Agricultural Products Meat	AIPM	5.250	5.250	5.250	5.250	5.250	5.250	5.250	0.00	4	136,641	717,365
Total of Agricultural Sector										25	259,261	1,646,331
Total Of Regular										1,435	687,519,140	1,553,293,367

Second Platform Market Bulletin No (109)



Company Name	Code	opening Price	highest price	lowest price	Average price	Prev Average price	Closing Price	prev closing price	change (%)	No.of Trades	Traded Volume	Traded Value
Banks Sector												
Al-Ataa Islamic Bank	BLAD	0.100	0.100	0.100	0.100	0.100	0.100	0.100	0.00	4	1,640	164
Credit Bank Of Iraq	BROI	0.560	0.560	0.560	0.560	0.560	0.560	0.560	0.00	12	16,166,373	9,053,169
Total of Banks Sector										16	16,168,013	9,053,333
Service Sector												
Al-Ameen Estate Investment	SAEI	1.660	1.680	1.660	1.680	1.660	1.680	1.660	1.20	3	158,000	265,280
Total of Industrial Sector										3	158,000	265,280
Industrial Sector												
Fallujah for construction Materi	IFCM	2.800	2.900	2.800	2.890	2.810	2.900	2.800	3.57	12	579,000	1,673,600
Total of Industrial Sector										12	579,000	1,673,600
Total of Non Regular										31	16,905,013	10,992,213
Undisclosed Platform Companies Bulletin No (109)												
Industrial Sector												
Electronic Industry	IELI	1.610	1.610	1.600	1.600	1.640	1.600	1.630	-1.84	8	817,063	1,307,946
Al-Hilal Industries	IHLI	1.670	1.670	1.670	1.670	1.700	1.670	1.700	-1.76	1	50,000	83,500
Iraqi Carton Manufactories	IICM	2.500	2.500	2.500	2.500	2.460	2.500	2.470	1.21	1	100,000	250,000
National Chemical &Plastic	INCP	1.900	1.900	1.900	1.900	1.900	1.900	1.900	0.00	4	2,000,000	3,800,000
The Light Industries	ITLI	1.330	1.350	1.330	1.350	1.330	1.350	1.330	1.50	12	2,726,135	3,678,985
Total of Industrial Sector										26	5,693,198	9,120,430
Hotels Sector												
Palestine Hotel	HPAL	18.510	18.510	18.500	18.510	18.570	18.510	18.510	0.00	16	500,414	9,261,272
Total of Hotels Sector										16	500,414	9,261,272
Agricultural Sector												
Iraqi for Seed Production	AISP	6.820	6.820	6.750	6.790	6.840	6.780	6.820	-0.59	81	6,979,449	47,412,063
Total of Agricultural Sector										81	6,979,449	47,412,063
Total of Undisclosed										123	13,173,061	65,793,766
Grand Total										1,589	717,597,214	1,630,079,346

Iraq Stock Exchange not trading companies of Wednesday 24/6/2026

Company Names	Code	Previous Average Price	Closing Price
Banks Sector			
Economy Bank	BEFI	0.230	0.230
Kurdistan International Bank	BKUI	1.200	1.200
Union Bank of Iraq	BUOI	0.160	0.160
Elaf Islamic Bank	BELF	0.240	0.240
Asia Al Iraq Islamic Bank	BAIB	0.950	0.950
Cihan Bank for Islamic Investment&Finan	BCIH	2.200	2.200
Insurance Sector			
Gulf Insurance	NGIR	0.440	0.440
Dar Al-Salam for Insurance	NDSA	0.780	0.780
Service Sector			
AL-Nukhba for Construction	SNUC	0.710	0.710
Al-Mosul for funfairs	SMOF	7.000	7.000
Industrial Sector			
Iraqi Engineering Works	IIEW	5.600	5.600
Metallic Industries and Bicycles	IMIB	2.000	2.000
Hotels Sector			
National for Tourist Investment	HNTI	9.000	9.000
Babylon Hotel	HBAY	103.000	103.000
Agricultural Sector			
Modern for Animal Production	AMAP	0.360	0.360
Iraqi Agricultural Products	AIRP	10.000	10.000
Middle East for Production- Fish	AMEF	5.990	5.990
Al-Ahlyia agricultural production	AAHP	2.110	2.110
Company Names	Code	Previous Average Price	Closing Price
Banks Sector			
Iraq Noor Islamic Bank for Investment	BINI	0.230	0.230
International Islamic Bank	BINT	0.200	0.200
Trans Iraq Bank Investment	BTRI	0.300	0.300
International Development Bank	BIDB	1.050	1.050
Al-Qabidh Islamic Bank	BQAB	0.090	0.090
AL- Mal Islamic Bank	BMAL	1.000	1.000
Al-Mashreq Al-Arabi Islamic Bank	BAMS	0.850	0.850
Arab Islamic Bank	BAAI	1.000	1.000
Al-Rajih Islamic Bank	BRAJ	1.000	1.000
Al-Mustashar Islamic Bank for Investmen	BMUI	1.000	1.000
Trust International Islamic Bank	BTRU	0.750	0.750
World Islamic Bank for Investment	BWOR	1.000	1.000
Al janoob Islamic Bank	BJAB	0.940	0.940
Ameen Al-Iraq Islamic Bank	BAME	1.000	1.000
Al-Qurtas Islamic Bank	BQUR	1.000	1.000
Insurance Sector			
Al-Hamraa for Insurance	NHAM	5.200	5.200
Alahliya For Insurance	NAHF	0.820	0.820
Investment Sector			
Al-Ameen for Financial Investment	VAMF	0.690	0.690
AL-Wiaam for Financial Investment	VWIF	1.260	1.260
Industrial Sector			
National Furniture Industries	IHFI	0.900	0.900
Modern chemical industries	IMCI	100.000	100.000
Baghdad for Packing Materials	IBPM	2.860	2.860
Hotels Sector			
Ashour Hotel	HASH	27.300	27.300
Company Names	Code	Previous Average Price	Closing Price
Service Sector			
AL-Badia for General Trans	SBAG	1.450	1.450
General Transportation	SIGT	1.750	1.750
Industrial Sector			
Iraqi Date Processing and Marketing	IIDP	2.400	2.400
Modern Construction Materials	IMCM	1.650	1.650
Hotels Sector			
Al-Sadeer Hotel	HSAD	23.000	23.000

Iraq Stock Exchange
Non Iraqis' Bulletin Wednesday Jun 24 2026
Regular Market



Non Iraqi Trading of Regular Market (Buy)

Company Names	Code	No.of trades	Traded Shares	Trading Volume
Banks Sector				
Bank Of Baghdad	BBOB	22	12,900,000	40,005,000
National Bank Of Iraq	BNOI	16	4,270,203	17,353,620
Al-Mansour Bank	BMNS	14	75,000,000	147,750,000
Total Bank sector		52	92,170,203	205,108,620
Grand Total		52	92,170,203	205,108,620

Non Iraqi Trading of Regular Market (Sell)

Company Names	Code	No.of trades	Traded Shares	Trading Volume
Banks Sector				
Bank Of Baghdad	BBOB	1	50,000	155,500
National Bank Of Iraq	BNOI	30	20,471,906	83,520,657
Total Bank sector		31	20,521,906	83,676,157
Telecommunication Sector				
Asia cell	TASC	23	2,133,769	35,929,008
Al-Khatem Telecoms	TZNI	4	95,908	398,018
Total Telecommunication sector		27	2,229,677	36,327,026
Grand Total		58	22,751,583	120,003,183

Iraq Stock Exchange
Wednesday 24/6/2026

OTC Platform Trading Bulletin No (109)

Company Name	Code	highest price	lowest price	Average price	No.of Trades	Traded Volume	Traded Value
Banks Sector							
Al-Warka Bank	BWAI	0.140	0.140	0.140	8	21,500,541	3,010,076
Total Of Money Service Sector					8	21,500,541	3,010,076
Industrial Sector							
Kirkuk producing construction	IKFP	2.660	2.660	2.660	1	26,000	69,160
Total Of Industrial Sector					1	26,000	69,160
Total					9	21,526,541	3,079,236

Not Trading OTC Companies

Company Name	Code	Previous Average price
Banks Sector		
Hammurabi Commercial Bank	BHAM	—
Money Service Sector		
Rabee Securities	FRSE	9.050
Karmal Brokerage	FKSX	10.000
Iraqi Deposit Insurance Corporation	FIDI	1.000
Ishtar Gate for e-Paymant	FISH	1.000
Sama Baghdad Exchange	FSBE	—
Insurance Sector		
Zain Insurance Company	NZA	—
Dar Altheqa Insurance Company	NDAR	—
Almaseer Insurance Company	NMAS	—
Shatt Al Arab Insurance	NSHA	1.000
Al Badia Insurance	NBAD	—
Kurdistan Insurance	NKUI	0.500
Elaf Insurance	NELF	—
Dilina Insurance Company	NDIL	—

Iraq Stock Exchange

Wednesday 24/6/2026



سوق العراق للاوراق المالية
IRAQ STOCK EXCHANGE

Not Trading Bonds Bulletin

Bond type	Publish type	Code	last trading price	immortilize date
Banaa Bonds /Million ID	Second	CB20	964,981	19/12/2025
Eamar Bonds /Million ID	First	CB30	1,001,095	—
Eamar Bonds /Million ID	Second	CB40	—	—
Eamar Bonds /500 Thousand ID	Third	CB45	—	—
Eamar Bonds /Million ID	Third	CB50	—	—
Injaz Bonds /500 Thousand ID	First	CB55	—	—
Injaz Bonds /Million ID	First	CB60	951,110	—
Injaz Bonds /500 Thousand ID	Second	CB65	511,000	—
Injaz Bonds /Million ID	Second	CB70	965,050	—
Injaz Bonds /500 Thousand ID	Third	CB75	—	—
Injaz Bonds /Million ID	Third	CB80	978,182	—
National Bonds/Million ID	First	CB90	—	—
National Bonds/500 Thousand ID	Second	CB95	—	—
National Bonds/Million ID	Second	CB100	—	—