

ISX Trading Indices of Sunday 24/5/2026

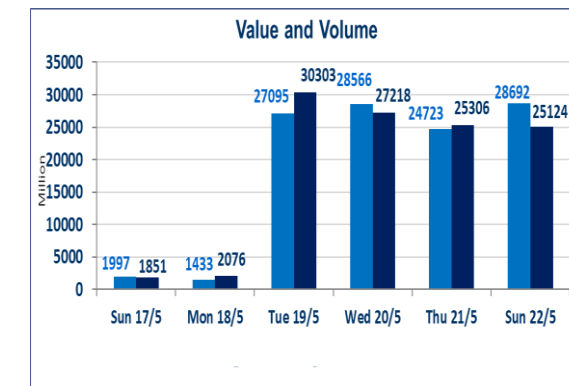
Traded Volume and OTC	28,692,633,798
-----------------------	----------------

Traded Value and OTC	25,124,282,421
----------------------	----------------

Traders	1396
---------	------

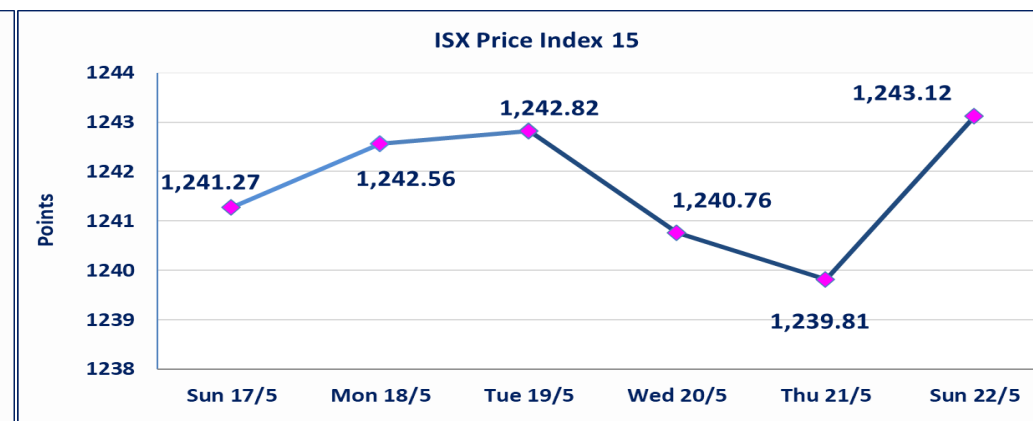
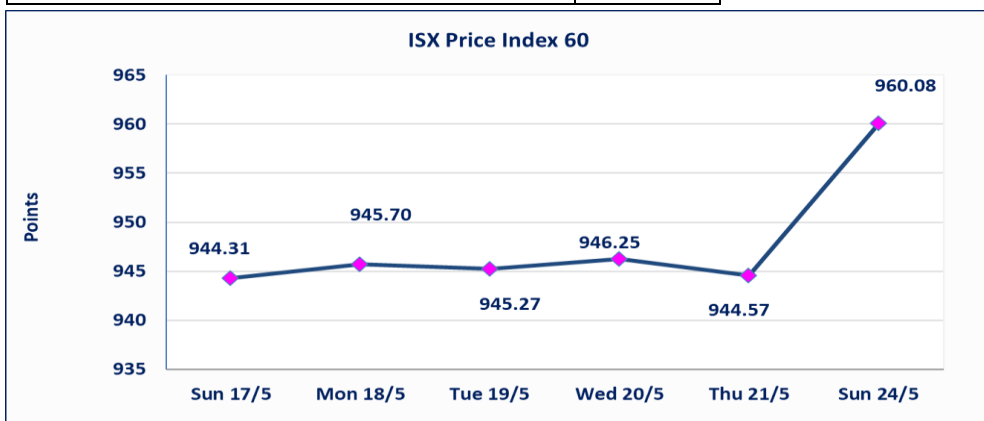
ISX Index 60	960.08
Previous ISX Index60	944.57
Change %	1.64
Change	15.51

ISX Index 15	1243.12
Previous ISX Index15	1239.81
Change %	0.27
Change	3.31



Listed Companies	103	OTC	14
Traded Listed Companies	57	OTC	0
GAM Companies	5		
Suspended Companies	8		

Non Traded listed	33	OTC	14
Higher Companies	20		
Lower Companies	9		



special orders	Elaf Brokerage Company executed a deliberate cross order on the shares of Al Qurtas Bank Company with a number of shares (23,749,750,000) shares with a value of (23,749,750,000) dinars, during the additional session time (after 1 pm) in accordance with the procedures for executing large transactions.
----------------	---

ISX top gaining and losing companies

Sunday 24/5/2026

Gainers

Company Name	Closing Price	Change (%)	Traded Volume
Mansour Hotel	65.000	20.39	5,541,654
Al-Hamraa for Insurance	5.000	11.11	21,013
Al-Khatam Telecom	4.190	10.55	297,941
National Islamic Bank	1.100	10.00	1,750,000
National Furniture Industries	0.950	9.20	1,970,851

Losers

Company Name	Closing Price	Change (%)	Traded Volume
United Bank	0.050	-16.67	1,808,270,772
Union Bank of Iraq	0.160	-5.88	57,993
Electronic Industry	1.350	-3.57	16,200,601
Trans Iraq Bank Investment	0.300	-3.23	10,000
Commercial Islamic Bank of Iraq	0.660	-1.49	17,978,135

The most active companies in term of traded volume and value

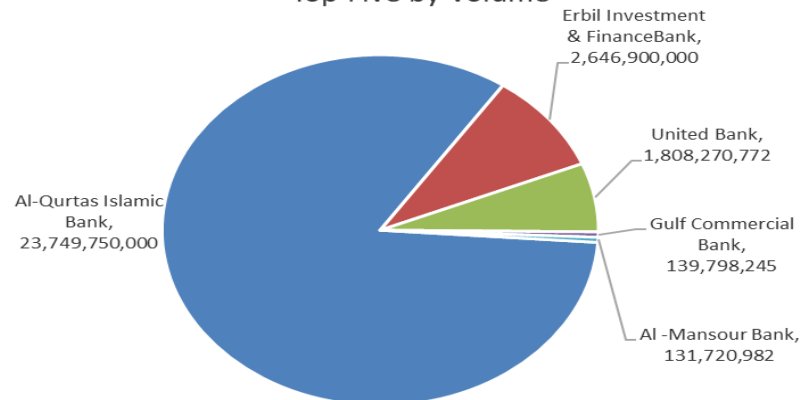
Traded Volume

Company Name	Closing Price	Change (%)	Traded Volume
Al-Qurtas Islamic Bank	1.000	0.00	23,749,750,000
Erbil Investment & FinanceBank	0.110	0.00	2,646,900,000
United Bank	0.050	-16.67	1,808,270,772
Gulf Commercial Bank	0.380	2.70	139,798,245
Al -Mansour Bank	1.730	1.76	131,720,982

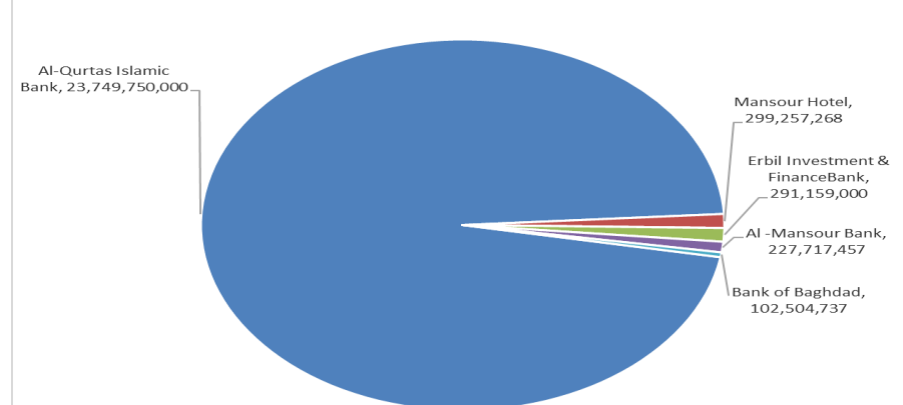
Traded Value

Company Name	Closing Price	Change (%)	Traded Value
Al-Qurtas Islamic Bank	1.000	0.00	23,749,750,000
Mansour Hotel	65.000	20.39	299,257,268
Erbil Investment & FinanceBank	0.110	0.00	291,159,000
Al -Mansour Bank	1.730	1.76	227,717,457
Bank of Baghdad	2.710	0.00	102,504,737

Top Five by Volume



Top Five by Value



Regular Market Bulletin No (91)



Company Name	Code	opening Price	highest price	lowest price	Average price	Prev Average price	Closing Price	prev closing price	change (%)	No.of Trades	Traded Volume	Traded Value
Banks Sector												
Ashur International Bank	BASH	0.260	0.260	0.260	0.260	0.260	0.260	0.260	0.00	9	5,780,000	1,502,800
Bank of Baghdad	BBOB	2.710	2.710	2.700	2.710	2.710	2.710	2.710	0.00	140	37,824,995	102,504,737
Commercial Islamic Bank of Iraq	BCOI	0.670	0.670	0.660	0.660	0.670	0.660	0.670	-1.49	11	17,978,135	11,867,610
Economy Bank	BEFI	0.230	0.230	0.230	0.230	0.230	0.230	0.230	0.00	3	9,998,946	2,299,758
Gulf Commercial Bank	BGUC	0.360	0.380	0.360	0.370	0.370	0.380	0.370	2.70	23	139,798,245	52,022,251
Investment Bank of Iraq	BIBI	0.250	0.250	0.250	0.250	0.250	0.250	0.250	0.00	2	4,917,381	1,229,345
Iraqi Islamic Bank	BIIB	1.080	1.080	1.070	1.070	1.060	1.070	1.070	0.00	20	1,658,357	1,781,026
Middle East Bank	BIME	0.090	0.090	0.080	0.090	0.090	0.090	0.090	0.00	20	30,973,748	2,785,575
Kurdistan International Bank	BKUI	1.160	1.160	1.160	1.160	1.110	1.160	1.110	4.50	5	79,494	92,213
Mosul Bank For Investment	BMFI	0.150	0.150	0.150	0.150	0.140	0.150	0.140	7.14	4	64,488	9,673
Al -Mansour Bank	BMNS	1.700	1.750	1.700	1.730	1.700	1.730	1.700	1.76	152	131,720,982	227,717,457
National Islamic Bank	BNAI	1.100	1.100	1.100	1.100	1.000	1.100	1.000	10.00	2	1,750,000	1,925,000
National Bank of Iraq	BNOI	3.980	3.990	3.970	3.980	3.980	3.970	3.980	-0.25	50	1,228,466	4,886,463
Sumer Commercial Bank	BSUC	0.190	0.190	0.190	0.190	0.190	0.190	0.190	0.00	2	23,557	4,476
United Bank	BUND	0.060	0.060	0.050	0.050	0.060	0.050	0.060	-16.67	428	1,808,270,772	90,415,999
Union Bank of Iraq	BUOI	0.160	0.160	0.160	0.160	0.170	0.160	0.170	-5.88	3	57,993	9,279
Total of Banks Sector										874	2,192,125,559	501,053,660
Telecommunication Sector												
Al-Khatam Telecom	TZNI	3.840	4.190	3.820	3.830	3.790	4.190	3.790	10.55	13	297,941	1,142,309
Total of Telecommunication Sector										13	297,941	1,142,309
Insurance Sector												
Al-Ameen for Insurance	NAME	0.880	0.900	0.880	0.880	0.880	0.900	0.880	2.27	10	2,031,891	1,788,175
Total of Insurance Sector										10	2,031,891	1,788,175
Service Sector												
Baghdad -Iraq Transportation	SBPT	22.250	22.300	22.250	22.260	22.250	22.250	22.250	0.00	12	132,855	2,957,024
Kharkh Tour Amuzement City	SKTA	4.500	4.500	4.500	4.500	4.500	4.500	4.500	0.00	11	9,009,623	40,543,304
Al-Mosul for funfairs	SMOF	7.000	7.000	7.000	7.000	7.000	7.000	7.000	0.00	4	185,800	1,300,600
Mamoura Realestate	SMRI	3.230	3.230	3.200	3.210	3.200	3.200	3.200	0.00	5	89,281	286,399
Total of Service Sector										32	9,417,559	45,087,326
Industrial Sector												
Baghdad Soft Drinks	IBSD	6.200	6.250	6.200	6.230	6.210	6.250	6.200	0.81	49	3,294,764	20,540,368
Iraqi Engineering Works	IIEW	6.040	6.040	6.040	6.040	6.040	6.040	6.040	0.00	3	18,934	114,361
Iraqi For Tufted Carpets	IITC	19.000	19.000	19.000	19.000	19.010	19.000	19.000	0.00	3	5,000	95,000
Al -Khazer Construction Material	IKHC	1.230	1.230	1.230	1.230	1.230	1.230	1.230	0.00	2	29,553	36,350
Al-Kindi of Veterinary Vaccines	IKLV	2.550	2.590	2.550	2.570	2.530	2.590	2.530	2.37	4	54,694	140,670
Al-Mansour Pharmaceuticals Ind	IMAP	2.410	2.470	2.410	2.450	2.410	2.450	2.410	1.66	136	15,715,476	38,559,211
Metallic Industries and Bicycles	IMIB	1.910	1.910	1.910	1.910	1.910	1.910	1.910	0.00	1	100,000	191,000
Modern Sewing	IMOS	5.500	5.500	5.480	5.500	5.480	5.480	5.500	-0.36	5	5,558	30,558
Ready Made Clothes	IRMC	2.290	2.300	2.290	2.290	2.250	2.300	2.250	2.22	7	1,326,129	3,039,688
Total of Industrial Sector										210	20,550,108	62,747,206
Hotels Sector												
Baghdad Hotel	HBAG	12.000	12.500	12.000	12.250	12.000	12.500	12.000	4.17	7	59,842	733,005
Babylon Hotel	HBAY	102.010	102.010	102.010	102.010	102.000	102.010	102.000	0.01	2	9,170	935,432
Ishtar Hotels	HISH	9.020	9.020	9.000	9.010	9.000	9.020	9.020	0.00	35	1,739,000	15,675,800
Mansour Hotel	HMAN	53.990	65.000	53.990	54.000	53.990	65.000	53.990	20.39	22	5,541,654	299,257,268
National for Tourist Investment	HNTI	9.100	9.100	9.000	9.000	9.000	9.000	9.000	0.00	6	100,000	900,100
Tourist Village of Mosul dam	HTVM	14.050	14.050	14.050	14.050	14.030	14.050	14.050	0.00	7	4,200	59,010
Total of Hotels Sector										79	7,453,866	317,560,615
Agricultural Sector												
Iraqi Agricultural Products	AIRP	9.000	9.000	9.000	9.000	9.060	9.000	9.000	0.00	2	7,924	71,316
Modern for Animal Production	AMAP	0.380	0.380	0.380	0.380	0.380	0.380	0.380	0.00	2	2,000	760
Total of Agricultural Sector										4	9,924	72,076
Total Of Regular										1,222	2,231,886,848	929,451,367

Second Platform Market Bulletin No (91)



Company Name	Code	opening Price	highest price	lowest price	Average price	Prev Average price	Closing Price	prev closing price	change (%)	No.of Trades	Traded Volume	Traded Value
Banks Sector												
Erbil Investment & FinanceBank	BERI	0.110	0.110	0.110	0.110	0.110	0.110	0.110	0.00	10	2,646,900,000	291,159,000
Al-Ataa Islamic Bank	BLAD	0.100	0.100	0.100	0.100	0.090	0.100	0.100	0.00	1	20,576	2,058
Credit Bank Of Iraq	BROI	0.560	0.580	0.560	0.570	0.560	0.570	0.560	1.79	24	30,523,853	17,346,846
Trans Iraq Bank Investment	BTRI	0.300	0.300	0.300	0.300	0.310	0.300	0.310	-3.23	1	10,000	3,000
Total of Banks Sector										36	2,677,454,429	308,510,904
Insurance Sector												
Al-Hamraa for Insurance	NHAM	4.500	5.000	4.500	4.690	4.500	5.000	4.500	11.11	9	21,013	98,645
Total of Insurance Sector										9	21,013	98,645
Service Sector												
Al-Ameen Estate Investment	SAEI	1.700	1.700	1.700	1.700	1.700	1.700	1.700	0.00	4	4,318	7,341
Total of Industrial Sector										4	4,318	7,341
Industrial Sector												
Fallujah for construction Materi	IFCM	2.850	2.850	2.850	2.850	2.860	2.850	2.850	0.00	5	153,691	438,019
National Furniture Industries	IHFI	0.900	0.950	0.900	0.900	0.870	0.950	0.870	9.20	8	1,970,851	1,783,254
Total of Industrial Sector										13	2,124,542	2,221,273
Hotels Sector												
Ashour Hotel	HASH	28.000	28.000	28.000	28.000	27.600	28.000	27.600	1.45	4	9,199	257,572
Total of Hotels Sector										4	9,199	257,572
Total of Non Regular										66	2,679,613,501	311,095,735

Undisclosed Platform Companies Bulletin No (91)



Company Name	Code	opening Price	highest price	lowest price	Average price	Prev Average price	Closing Price	prev closing price	change (%)	No.of Trades	Traded Volume	Traded Value
Banks Sector												
Al-Qurtas Islamic Bank	BQUR	1.000	1.000	1.000	1.000	1.000	1.000	1.000	0.00	3	23,749,750,000	23,749,750,000
Total of Banks Sector										3	23,749,750,000	23,749,750,000
Service Sector												
AL-Badia for General Trans	SBAG	1.330	1.470	1.330	1.440	1.400	1.450	1.330	9.02	19	2,431,645	3,510,520
Total of Industrial Sector										19	2,431,645	3,510,520
Industrial Sector												
Electronic Industry	IELI	1.400	1.400	1.350	1.360	1.400	1.350	1.400	-3.57	8	16,200,601	22,029,724
Al-Hilal Industries	IHLI	1.360	1.360	1.360	1.360	1.360	1.360	1.360	0.00	2	5,053	6,872
Modern Construction Materials	IMCM	1.150	1.150	1.150	1.150	1.150	1.150	1.150	0.00	1	1,789	2,057
National Chemical &Plastic	INCP	1.920	1.920	1.910	1.920	1.920	1.910	1.920	-0.52	5	46,269	88,764
The Light Industries	ITLI	1.210	1.210	1.210	1.210	1.210	1.210	1.210	0.00	2	41,418	50,116
Total of Industrial Sector										18	16,295,130	22,177,533
Hotels Sector												
Palestine Hotel	HPAL	18.540	18.600	18.530	18.540	18.530	18.530	18.540	-0.05	13	3,315,358	61,468,735
Total of Hotels Sector										13	3,315,358	61,468,735
Agricultural Sector												
Iraqi for Seed Production	AISP	5.000	5.080	5.000	5.010	5.010	5.080	5.000	1.60	55	9,341,316	46,828,532
Total of Agricultural Sector										55	9341316	46,828,532
Total of Undisclosed										108	23,781,133,449	23,883,735,320
Grand Total										1,396	28,692,633,798	25,124,282,421

Iraq Stock Exchange not trading companies of Sunday 24/5/2026

Company Names	Code	Previous Average Price	Closing Price
Banks Sector			
Al-Taif Islamic Bank	BTIB	0.630	0.630
Elaf Islamic Bank	BELF	0.230	0.240
Asia Al Iraq Islamic Bank	BAIB	0.780	0.780
Cihan Bank for Islamic Investment&Finan	BCIH	2.200	2.200
Insurance Sector			
Gulf Insurance	NGIR	0.450	0.450
Service Sector			
AL-Nukhba for Construction	SNUC	0.710	0.710
Rehab Karbalaa	HKAR	0.600	0.600
Industrial Sector			
Iraqi Carton Manufactories	IICM	2.470	2.470
Iraqi Date Processing and Marketing	IIDP	2.290	2.500
Hotels Sector			
Al-Sadeer Hotel	HSAD	22.990	22.990
Agricultural Sector			
Al-Ahlyia agricultural production	AAHP	2.110	2.110
Agricultural Products Meat	AIPM	4.500	4.500
Middle East for Production- Fish	AMEF	5.990	5.990
Company Names	Code	Previous Average Price	Closing Price
Banks Sector			
Al-Qabidh Islamic Bank	BQAB	0.090	0.090
AL- Mal Islamic Bank	BMAL	1.000	1.000
Region Trade Bank	BRTB	1.010	1.010
Al-Mashreq Al-Arabi Islamic Bank	BAMS	0.850	0.850
Arab Islamic Bank	BAAI	1.000	1.000
Al-Rajih Islamic Bank	BRAJ	1.000	1.000
Al-Mustashar Islamic Bank for Investment	BMUI	1.000	1.000
Trust International Islamic Bank	BTRU	0.750	0.750
World Islamic Bank for Investment	BWOR	1.000	1.000
Al janoob Islamic Bank	BJAB	0.940	0.940
Ameen Al-Iraq Islamic Bank	BAME	1.000	1.000
International Islamic Bank	BINT	0.200	0.200
Iraq Noor Islamic Bank for Investment	BINI	0.230	1.500
Insurance Sector			
Alahliya For Insurance	NAHF	0.820	0.820
Investment Sector			
Al-Ameen for Financial Investment	VAMF	1.260	1.260
AL-Wiaam for Financial Investment	VWIF	0.690	0.690
Industrial Sector			
Baghdad for Packing Materials	IBPM	2.860	2.860
Modern chemical industries	IMCI	100.000	100.000
Service Sector			
Ibdaa Al-sharq Alwast General Contracting	SIBD	1.000	1.000
Company Names	Code	Previous Average Price	Closing Price
Service Sector			
General Transportation	SIGT	1.500	1.500

Iraq Stock Exchange
Non Iraqis' Bulletin Sunday May 24 2026
Regular Market



Non Iraqi Trading of Regular Market (Buy)

Company Names	Code	No.of trades	Traded Shares	Trading Volume
Banks Sector				
Commercial Bank of Iraq	BCOI	2	17,666,668	11,660,001
Natinol Islamic Bank	BANI	1	25,000	27,500
Iraqi Islamic Bank	BIIB	1	25,000	27,000
Iraqi Middle East Investment Bank	BIME	2	206,246	18,562
National Bank Of Iraq	BNOI	2	20,000	79,700
Al-Mansour Bank	BMNS	1	580,000	1,003,400
Kurdistan International Bank	BKUI	1	20,000	23,200
Total Bank sector		10	18,542,914	12,839,363
Hotel Sector				
Mansour Hotel	HMAN	4	483,334	26,111,036
Total Hotel Sector		4	483,334	26,111,036
Grand Total		14	19026248	38950399

Non Iraqi Trading of Regular Market (Sell)

Company Names	Code	No.of trades	Traded Shares	Trading Volume
Banks Sector				
Commercial Bank of Iraq	BCOI	3	57,363	37,860
Gulf Commercial Bank	BGUC	1	300,000	108,000
Ashur International Bank	BASH	5	2,760,000	717,600
Al-Mansour Bank	BMNS	9	7,393,496	12,790,748
Total Bank sector		18	10,510,859	13,654,208
Grand Total		18	10,510,859	13,654,208

Non Iraqi Trading of Second Market (BUY)

Company Names	Code	No. of trades	Traded Volume	Traded Value
Banks Sector				
Trans Iraq Bank Investment	BTRI	1	10,000	3,000
Total Bank sector		1	10,000	3,000
Grand Total		1	10,000	3,000

Non Iraqi Trading of Second Market (Sell)

Company Names	Code	No.of trades	Traded Shares	Trading Volume
Insurance Sector				
Al-Hamraa for Insurance	NHAM	1	5,840	29,200
Total Insurance sector		1	5,840	29,200
Grand Total		1	5,840	29,200

Non Iraqi Trading of Undisclosed Platform (BUY)

Company Names	Code	No.of trades	Traded Shares	Trading Volume
Industry Sector				
Electronic Industries	IELI	4	15,833,930	21,534,145
Total Industry sector		4	15,833,930	21,534,145
Hotel Sector				
Palestine Hotel	HPAL	4	3,178,792	58,934,804
Total Hotel Sector		4	3,178,792	58,934,804
Grand Total		8	19,012,722	80,468,948



Non Iraqi Trading of Undisclosed Platform (Sell)

Company Names	Code	No.of trades	Traded Shares	Trading Volume
Banks Sector				
United Bank	BUND	62	236,054,416	11,802,721
Total Bank sector		62	236,054,416	11,802,721
Grand Total		62	236,054,416	11,802,721

Not Trading OTC Companies

Company Name	Code	Previous Average price
Banks Sector		
Al-Warka Bank	BWAI	0.170
Hammurabi Commercial Bank	BHAM	—
Al-Sanam Islamic Bank	BSAN	3.000
Industrial Sector		
Kirkuk producing constructional materials	IKFP	2.800
Money Service Sector		
Rabee Securities	FRSE	9.050
Karmal Brokerage	FKSX	10.000
Iraqi Deposit Insurance Corporation	FIDI	1.000
Ishtar Gate for e-Paymant	FISH	1.000
Sama Baghdad Exchange	FSBE	—
Insurance Sector		
Shatt Al Arab Insurance	NSHA	1.000
Al Badia Insurance	NBAD	—
Kurdistan Insurance	NKUI	0.500
Elaf Insurance	NELF	—
Dilina Insurance Company	NDIL	—

Iraq Stock Exchange
Sunday 24/5/2026



Trading Bulletin Bonds "Injaz Bonds / Second Edition"

Bonds	Code	opening	highest price	lowest price	Closing Price	prev closing price	No.of Trades	Traded Volume	Traded Value
500,000	CB65	511,000	511,000	511,000	511,000	507,301	1	1	511,000
Total							1	1	511,000

Iraq Stock Exchange

Sunday 24/5/2026



سوق العراق للاوراق المالية
IRAQ STOCK EXCHANGE

Not Trading Bonds Bulletin

Bond type	Publish type	Code	last trading price	immortilize date
Banaa Bonds /Million ID	Second	CB20	964,981	19/12/2025
Eamar Bonds /Million ID	First	CB30	1,001,095	—
Eamar Bonds /Million ID	Second	CB40	—	—
Eamar Bonds /500 Thousand ID	Third	CB45	—	—
Eamar Bonds /Million ID	Third	CB50	—	—
Injaz Bonds /500 Thousand ID	First	CB55	—	—
Injaz Bonds /Million ID	First	CB60	951,110	—
Injaz Bonds /Million ID	Second	CB70	965,050	—
Injaz Bonds /500 Thousand ID	Third	CB75	—	—
Injaz Bonds /Million ID	Third	CB80	978,182	—
National Bonds/Million ID	First	CB90	—	—
National Bonds/500 Thousand ID	Second	CB95	—	—
National Bonds/Million ID	Second	CB100	—	—