

Iraq Stock Exchange



Trading Session Wednesday 24/4/2024 -

Traded Volume 3,659,874,003

ISX Index 60 1010.05

Previous ISX Index60 985.61

Change % 2.48

Change 24.44

Listed Companies 103

Traded Companies 44

General Assembly Co. 4

Suspended Co. 2

Bulletin No (77) of 2024

Traded Value 1,551,475,875 Trades 866

ISX Index 15 1094.65

Previous ISX Index15 1083.49

Change % 1.03

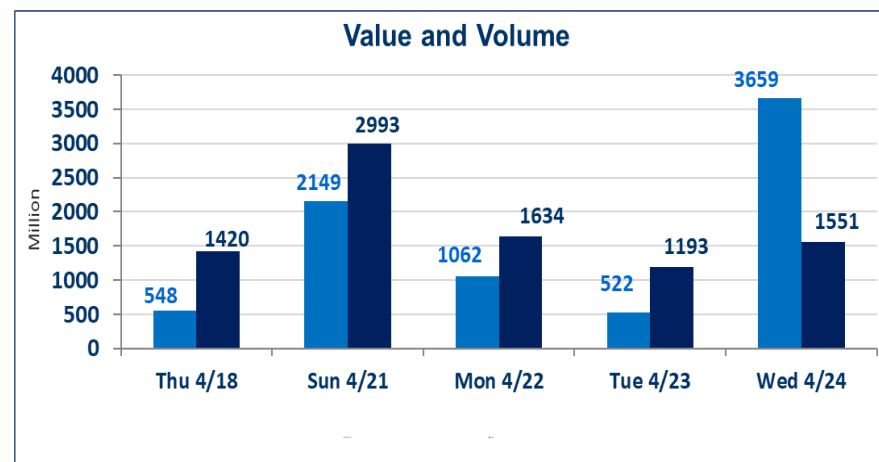
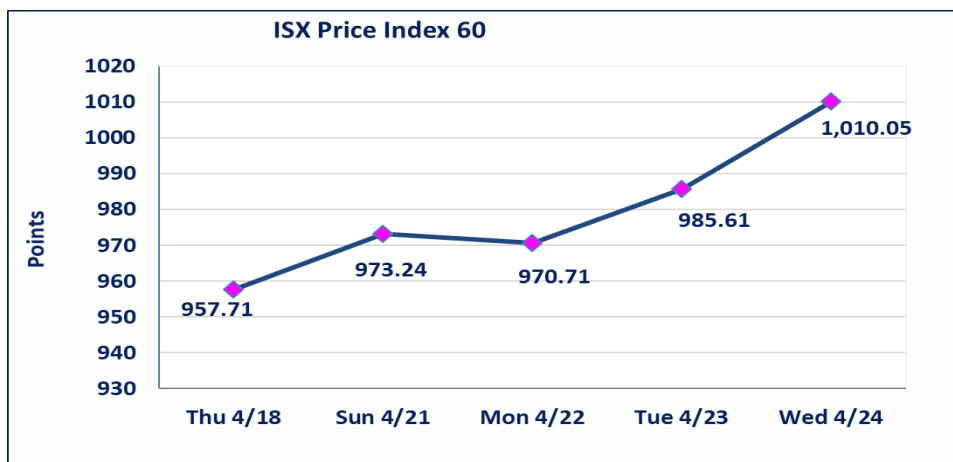
Change 11.16

Non Traded Co. 53

High Companies 13

Low Companies 11

Un Listed Companies OTC 2



Gainers

Company Name	Closing Price	Change (%)	Traded Volume
Iraqi Agricultural Products	22.420	14.97	181,000
United Bank	0.090	12.50	12,500,000
Iraqi Islamic Bank	1.360	10.57	153,294,565
Bank of Baghdad	4.390	6.55	117,115,112
Iraqi for Seed Production	8.850	4.24	6,562,822

Losers

Company Name	Closing Price	Change (%)	Traded Volume
Baghdad for Packing Materials	2.250	-10.00	2,000,000
International Islamic Bank	0.460	-8.00	62,089,655
Al-Ameen for Insurance	0.650	-7.14	1,444,414
Al -Khazer Road for Construction	2.500	-3.85	59,642
Ready Made Clothes	3.850	-3.75	801,000

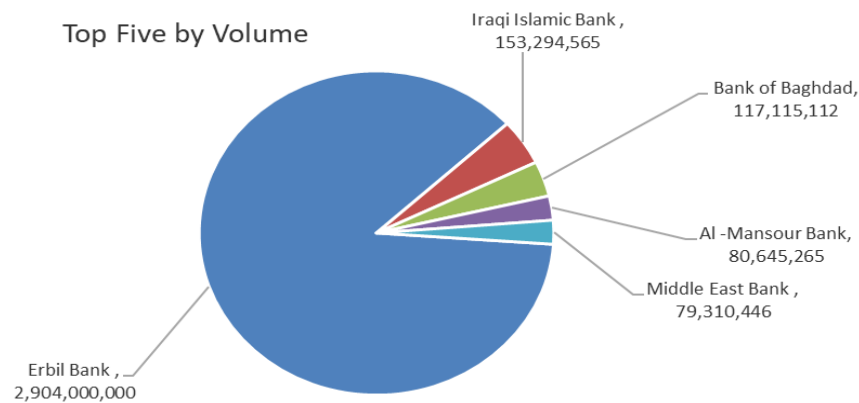
Traded Volume

Company Name	Closing Price	Change (%)	Traded Volume
Erbil Bank	0.110	0.00	2,904,000,000
Iraqi Islamic Bank	1.360	10.57	153,294,565
Bank of Baghdad	4.390	6.55	117,115,112
Al -Mansour Bank	1.390	-1.42	80,645,265
Middle East Bank	0.110	0.00	79,310,446

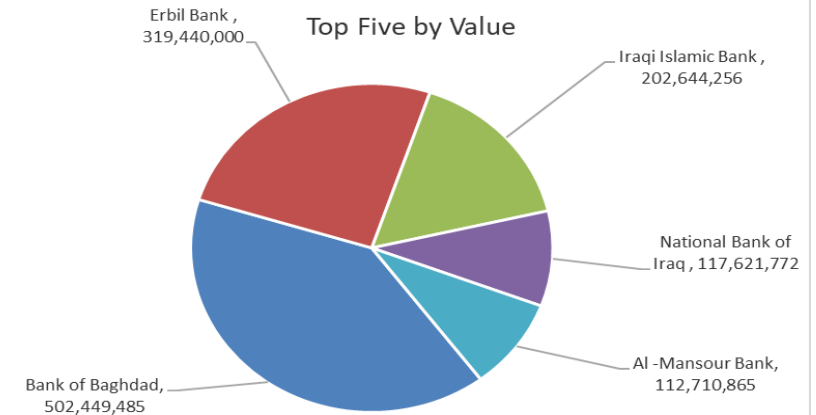
Traded Value

Company Name	Closing Price	Change (%)	Traded Value
Bank of Baghdad	4.390	6.55	502,449,485
Erbil Bank	0.110	0.00	319,440,000
Iraqi Islamic Bank	1.360	10.57	202,644,256
National Bank of Iraq	3.070	2.33	117,621,772
Al -Mansour Bank	1.390	-1.42	112,710,865

Top Five by Volume



Top Five by Value



Regular Market Bulletin No (77)



Company Name	Code	opening Price	highest price	lowest price	Average price	Prev Average price	Closing Price	prev closing price	change (%)	No.of Trades	Traded Volume	Traded Value
Banks Sector												
Ashur International Bank	BASH	0.310	0.310	0.310	0.310	0.310	0.310	0.310	0.00	4	673,616	208,821
Bank of Baghdad	BBOB	4.120	4.400	4.120	4.290	4.030	4.390	4.120	6.55	216	117,115,112	502,449,485
Commercial Bank of Iraq	BCOI	0.810	0.810	0.800	0.800	0.810	0.800	0.810	-1.23	8	7,900,000	6,353,000
Economy Bank	BEFI	0.200	0.210	0.200	0.200	0.200	0.210	0.210	0.00	7	35,497,500	7,104,600
Investment Bank of Iraq	BIBI	0.360	0.360	0.360	0.360	0.370	0.360	0.370	-2.70	6	22,000,000	7,920,000
Iraqi Islamic Bank	BIIB	1.250	1.370	1.250	1.320	1.190	1.360	1.230	10.57	215	153,294,565	202,644,256
Middle East Bank	BIME	0.110	0.110	0.110	0.110	0.110	0.110	0.110	0.00	20	79,310,446	8,724,149
Al -Mansour Bank	BMNS	1.410	1.410	1.390	1.400	1.400	1.390	1.410	-1.42	77	80,645,265	112,710,865
National Islamic Bank	BNAI	0.610	0.610	0.610	0.610	0.600	0.610	0.600	1.67	1	10,000	6,100
National Bank of Iraq	BNOI	3.000	3.080	2.980	3.070	2.970	3.070	3.000	2.33	63	38,311,695	117,621,772
Sumer Commerical Bank	BSUC	0.100	0.100	0.100	0.100	0.100	0.100	0.100	0.00	4	60,000,000	6,000,000
Al-Taif Islamic Bank	BTIB	0.690	0.690	0.690	0.690	0.690	0.690	0.690	0.00	3	87,106	60,103
United Bank	BUND	0.080	0.090	0.080	0.090	0.080	0.090	0.080	12.50	4	12,500,000	1,115,439
Union Bank of Iraq	BUOI	0.220	0.220	0.220	0.220	0.220	0.220	0.220	0.00	3	38,941	8,567
Total Of Banks Sector										631	607,384,246	972,927,157
Telecommunication Sector												
Asia Cell Telecommunication	TASC	9.830	9.850	9.750	9.810	9.860	9.760	9.830	-0.71	20	2,363,470	23,175,910
Total Of Telecommunication										20	2,363,470	23,175,910
Insurance Sector												
Al-Ameen for Insurance	NAME	0.650	0.650	0.650	0.650	0.700	0.650	0.700	-7.14	2	1,444,414	938,869
Dar Al-Salam for Insurance	NDSA	0.840	0.840	0.840	0.840	0.840	0.840	0.840	0.00	3	12,268,687	10,305,697
Total Of Insurance Sector										5	13,713,101	11,244,566
Services Sector												
Baghdad -Iraq Transportatio	SBPT	37.000	38.220	37.000	37.490	37.020	38.220	37.000	3.30	9	313,000	11,734,000
Kharkh Tour Amuzement Ci	SKTA	4.750	4.810	4.750	4.790	4.750	4.810	4.750	1.26	6	1,089,000	5,219,700
Mamoura Realestate Invest	SMRI	7.000	7.200	7.000	7.100	6.980	7.200	7.100	1.41	6	500,000	3,549,004
Al-Nukhba for construction	SNUC	0.670	0.670	0.670	0.670	0.670	0.670	0.670	0.00	12	4,840,910	3,243,410
Total Of Services Sector										33	6,742,910	23,746,114
Industry Sector												
Baghdad Soft Drinks	IBSD	4.440	4.440	4.400	4.410	4.420	4.400	4.440	-0.90	22	6,864,243	30,282,968
Iraqi Marketing Date	IIDP	1.630	1.630	1.630	1.630	1.630	1.630	1.630		1	51,916	84,623
Al -Khazer Road for Constr	IKHC	2.500	2.500	2.500	2.500	2.600	2.500	2.600	-3.85	1	59,642	149,105
Al-Mansour Pharmaceutical	IMAP	1.950	1.950	1.950	1.950	1.940	1.950	1.950		17	3,152,793	6,147,946
Metallic Industries and Bicy	IMIB	1.950	1.950	1.950	1.950	1.900	1.950	1.900	2.63	1	2,000,000	3,900,000
Ready Made Clothes	IRMC	4.400	4.400	3.850	3.850	3.870	3.850	4.000	-3.75	4	801,000	3,084,400
Total Of Industry Sector										46	12,929,594	43,649,042
Hotels Sector												
Baghdad Hotel	HBAG	11.250	11.250	11.250	11.250	11.250	11.250	11.250	0.00	3	780,000	8,775,000
Ishtar Hotel	HISH	9.270	9.270	9.270	9.270	9.270	9.270	9.270	0.00	2	100,000	927,000
Tourist Village of Mosul dan	HTVM	11.000	11.000	11.000	11.000	11.000	11.000	11.000	0.00	1	9,835	108,185
Total Of Hotels Sector										6	889,835	9,810,185
Agriculture Sector												
Iraqi Agricultural Products	AIRP	22.420	22.420	22.420	22.420	19.500	22.420	19.500	14.97	2	181,000	4,058,020
Iraqi for Seed Production	AISP	8.490	8.950	8.490	8.710	8.490	8.850	8.490	4.24	57	6,562,822	57,182,481
Total Of Agriculture Sector										59	6,743,822	61,240,501
Total Of Regular										800	650,766,978	1,145,793,475

Non Regular Market Bulletin No (77)

Company Name	Code	opening Price	highest price	lowest price	Average price	Prev Average price	Closing Price	prev closing price	change (%)	No.of Trades	Traded Volume	Traded Value
Banks Sector												
Erbil Bank	BERI	0.110	0.110	0.110	0.110	0.110	0.110	0.110	0.00	11	2,904,000,000	319,440,000
International Islamic Bank	BINT	0.500	0.500	0.460	0.490	0.500	0.460	0.500	-8.00	9	62,089,655	30,407,454
Al Attaa Islamic Bank	BLAD	0.130	0.130	0.130	0.130	0.130	0.130	0.130	0.00	2	2,000,000	260,000
Credit Bank	BROI	1.080	1.090	1.080	1.080	1.070	1.080	1.080	0.00	25	23,681,537	25,585,113
Total Of Banks Sector										47	2,991,771,192	375,692,567
Investment Sector												
Al-Ameen for Financial Inve	VAMF	1.000	1.000	1.000	1.000	1.000	1.000	1.000	0.00	1	145,833	145,833
Total Of Investment Sector										1	145,833	145,833
Industry Sector												
Baghdad for Packing Materi	IBPM	2.250	2.250	2.250	2.250	2.500	2.250	2.500	-10.00	2	2,000,000	4,500,000
Fallujah for construction Ma	IFCM	3.660	3.660	3.660	3.660	3.650	3.660	3.650	0.27	2	1,050,000	3,843,000
Total Of Industry Sector										4	3,050,000	8,343,000
Total Of Non Regular										52	2,994,967,025	384,181,400

Undisclosed Platform Companies Bulletin (77)

Company Name	Code	opening Price	highest price	lowest price	Average price	Prev Average price	Closing Price	prev closing price	change (%)	No.of Trades	Traded Volume	Traded Value
Industry Sector												
Al-Hilal Industries	IHLI	0.980	0.980	0.980	0.980	0.990	0.980	0.990	-1.01	5	2,700,000	2,646,000
Iraqi Carton Manufacturies	IICM	1.160	1.160	1.160	1.160	1.160	1.160	1.160	0.00	1	6,150,000	7,134,000
National Chemical &Plastic	INCP	1.860	1.870	1.860	1.860	1.850	1.870	1.850	1.08	4	2,600,000	4,841,000
The Light Industries	ITLI	0.700	0.700	0.700	0.700	0.700	0.700	0.700	0.00	2	2,500,000	1,750,000
Total Of Industry Sector										12	13,950,000	16,371,000
Hotels Sector												
Al-Sadeer Hotel	HSAD	27.000	27.000	27.000	27.000	27.000	27.000	27.000	0.00	2	190,000	5,130,000
Total Of Hotels Sector										2	190,000	5,130,000
Total of un disclosed										14	14,140,000	21,501,000
Grand Total										866	3,659,874,003	1,551,475,875

Iraq Stock Exchange



Trading Session Wednesday 24/4/2024

Bulletin No (2) of 2024

OTC Trading Bulletin

Company Name	Code	highest price	lowest price	Average price	No.of Trades	Traded Volume	Traded Value
Financial Services Sector							
Karmal Brokerage	FKSX	10	10	10	1	20,000,000	200,000,000
Total OfFinancial Services Se					1	20,000,000	200,000,000
Total					1	20,000,000	200,000,000

Not Trading OTC

Company Name	Code	Previous Average price
Rabee Securities	FRSE	—



Not Trading Bonds Bulletin

Bond type	Publish type	Code	last trading price	immortilize date
Banaa Bonds / million ID	First	CB10	1030000	10/12/2025
Banaa Bonds / million ID	second	CB20	964981	19/12/2025
Amara Bonds /500 thousand	First	CB25	—	9/10/2025
Amara Bonds /Million ID	First	CB30	984000	9/10/2027
Amara Bonds /500 thousand	Second	CB35	—	—
Amara Bonds /Million ID	Second	CB40	—	—
Amara Bonds /Third publish	according to ISC and BOG decision list and trade Amara Third publish , start deposit from 28/3/2024 and first trading will be on Wednesday 21/4/2024			

Iraq Stock Exchange
Non Iraqis' Bulletin Wednesday April 24 2024
Regular Market



Non Iraqi Trading of Regular Market (Buy)

Company Names	Code	No.of trades	Traded Shares	Trading Volume
Banks Sector				
Bank Of Baghdad	BBOB	10	6,040,441	26,496,617
National Bank Of Iraq	BNOI	1	100,000	307,000
Al-Mansour Bank	BMNS	1	35,700	49,623
Economy Bank	BEFI	1	1,000,000	200,000
Total Bank sector		13	7,176,141	27,053,240
Insurance Sector				
Al-Ameen Insurance	NAME	1	300,000	195,000
Total Insurance sector		1	300,000	195,000
Agricultural Sector				
Iraqi for Seed Production	AISP	2	90,000	798,300
Total Agricultural Sector		2	90,000	798,300
Grand Total		16	7,566,141	28,046,540

Non Iraqi Trading of Regular Market (Sell)

Company Names	Code	No.of trades	Traded Shares	Trading Volume
Banks Sector				
Bank Of Baghdad	BBOB	5	2,000,000	8,610,000
Union Bank of Iraq	BUOI	1	33,853	7,448
Total Bank sector		6	2,033,853	8,617,448
Insurance Sector				
Dar Al-Salam for Insurance	NDSA	1	313,688	263,498
Total Insurance sector		1	313,688	263,498
Industry Sector				
Baghdad Soft Drinks	IBSD	2	225,000	999,000
Total Industry sector		2	225,000	999,000
Agricultural Sector				
Iraqi for Seed Production	AISP	2	62,994	534,819
Total Agricultural Sector		2	62,994	534,819
Telecommunication Sector				
Asia cell	TASC	1	17,470	171,730
Total Telecommunication sector		1	17,470	171,730
Grand Total		12	2,653,005	10,586,495

Iraq Stock Exchange non trading companies on Wednesday 24/4/2024

Company Names	Code	Previous Average Price	Closing Price
Banking Sector			
Cihan Islamic Bank	BCIH	2.200	2.200
Elaf Islamic Bank	BELF	0.550	0.550
Asia Al Iraq Islamic Bank	BAIB	0.900	0.900
Gulf Commercial Bank	BGUC	0.190	0.190
Kurdistan International Bank	BKUI	0.850	0.850
Mosul Bank For Investment	BMFI	0.200	0.200
Telecommunication Sector			
Al-Khatem Telecoms	TZNI	2.420	2.420
Insurance Sector			
Gulf Insurance	NGIR	0.370	0.360
Services Sector			
Rehab Karbala	HKAR	0.820	0.820
Al-Mosul for funfairs	SMOF	8.900	8.900
Industry Sector			
Iraqi Engineering Works	IIEW	4.500	4.500
Modern Sewing	IMOS	10.000	10.000
Iraqi For Tufted Carpets	IITC	14.990	14.990
Al-Kindi of Veterinary Vaccines	IKLV	1.700	1.700
Hotels Sector			
Babylon Hotel	HBAY	110.000	110.000
Al-Mansour Hotel	HMAN	44.470	44.000
Agriculture Sector			
Agricultural Products Meat	AIPM	5.000	5.000
Middle East for Production- Fish	AMEF	7.300	7.300
Modern for Animal Production	AMAP	0.520	0.520
Al-Ahlyia agricultural production	AAHP	0.950	0.950
Company Names	Code	Previous Average Price	Closing Price
Banks Sector			
World Islamic Bank	BWOR	1.000	1.000
Zain Al-Iraq Islamic Bank	BZII	0.340	0.340
Al-Qurtas Islamic Bank	BQUR	1.000	1.000
Arabiya Islamic Bank	BAAI	1.000	1.000
Al Janoob Islamic Bank Investment	BJAB	1.000	1.000
Region Trade Bank	BRTB	1.000	1.000
Ameen Al Iraq Islamic Bank	BAME	1.000	1.000
International Development Bank	BIDB	1.000	1.000
Al- Qabidh Islamic Bank	BQAB	0.240	0.240
Al Anssari Islamic Bank	BANS	1.000	1.000
Iraq Noor Islamic Bank	BINI	1.050	1.050
AL- Mashreq al-Arabi Islamic Bank	BAMS	-	-
Erbil Bank	BERI	0.110	0.110
Trust International Islamic Bank	BTRU	0.750	0.750
Trans Iraq Bank for Investment	BTRI	0.740	0.740
Al Mustashar Bank	BMUI	1.000	1.000
Insurance Sector			
Alahliya For Insurance	NAHF	0.330	0.330
Al -Hamraa Insurance	NHAM	0.700	0.700
Investment Sector			
Al-Zawraa for Financial Investment	VZAF	0.180	0.180
AL-Wiaam for Financial Investment	VWIF	0.310	0.350
Bain Al-Nahrain Financial Investment	VMES	0.900	0.900
Services Sector			
Ibdaa Al-Sharq Al-Awsat	SIBD	1.000	1.000
Al-Ameen Estate Investment	SAEI	2.850	2.850

Industry Sector			
National Furniture Industries	IHFI	2.610	2.610
Modern chemical industries	IMCI	100.000	100.000
Hotels Sector			
Ashour Hotel	HASH	17.600	17.600
Agriculture Sector			
Al-Ribas for Poultry and Fodder	AREB	-	-
Company Names	Code	Previous Average Price	Closing Price
Banks Sector			
Babylon Bank	BBAY	0.070	0.070
Services Sector			
General Transportation	SIGT	0.990	0.990
AL-Badia for General Trans	SBAG	0.600	0.600
IndustrySector			
Electronic Industries	IELI	0.730	0.730
Modern Construction Materials	IMCM	0.630	0.630
Investment Sector			
Alkhair for financial Investment	VKHF	0.190	0.190
AL- Batek Investment	VBAT	0.380	0.380
Hotels Sector			
Palestine Hotel	HPAL	22.060	22.000

Iraq Stock Exchange Suspended Companies

Al-Rajih Islamic Bank (BRAJ)	9/19/2021	The trading suspended for not produce the Annual disclosure for 2020 at closing price (1.000) ID.
North Bank (BNOR)	31/10/2022	The trading suspended by ISC decision at closing price (0.070) ID.

Iraq Stock Exchange News of listed companies Wednesday 24/4/2024

Companies News

Credit Bank (BROI)	General Assembly Meeting will be hold on Thursday 2/5/2024 at the company to discuss financial statement of 2023 , cash dividend , increasing in company capital according to first , second /55, elect new board of Administration council . Trading has been suspend on Thursday 25/4/2024 .
AL- Mashreq al-Arabi Islamic Bank(BA)	General Assembly Meeting will be hold on Sunday 5/5/2024 at the trananing and development hall to discuss financial statement of 2023 , cash dividend . Trading has been suspend on Monday 29/4/2024 .
Iraqi Agricultural Products (AIRP)	General Assembly Meeting will be hold on Monday 6/5/2024 at the company to discuss financial statement of 2021 , cash dividend . Trading has been suspend on Tuesday 30/4/2024 .
Region Trade Bank (BRTB)	General Assembly Meeting will be hold on Wednesday 8/5/2024 at the company in erbil to discuss financial statement of 2023 , cash dividend , increasing in company capital from 300 billion to 350 billion when the bank will be get the approval of GAM . Trading has been suspend on Sunday 5/5/2024 .
out of trading	
Babil Animal&vegetable Products (ABAP)	General Assembly Meeting will be hold on Monday 11/12/2023 at theAl Jadriya to discuss financial statement of 2021,2022 , cash dividend , discuss the deficit Trading has been suspend on Thursday 7/12/2023 .
Iraqi Land Transport (SILT)	General Assembly Meeting will be hold on Wednesday 6/3/2024 at the Trade Ministry VIP Hall to resign the current board of Administration and elect new five board of Administration .Trading has been suspend on Sunday 3/3/2024.
Arabiya Islamic Bank (BAAI)	General Assembly Meeting will be hold on Satruday 19/4/2024 at Erbil Hotel to cancel the previous decision concern the increaing in company capital from (250) billion to (300) billion . Trading has been suspend on Tuesday 16/4/2024 .
National for Tourist Investment(HNTI)	General Assembly Meeting will be hold on Sunday 21/4/2024 at the company to discuss financial statement of 2022 , cash dividend. Trading has been suspend on Tuesday 16/4/2024 .