

# Iraq Stock Exchange

Bulletin No (51)



## ISX Trading Indices of Tuesday 24/3/2026

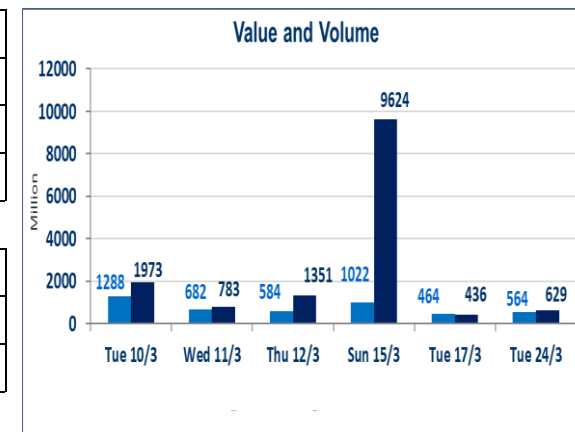
Traded Volume and OTC	564,575,131
-----------------------	-------------

Traded Value and OTC	629,365,963
----------------------	-------------

Traders	803
---------	-----

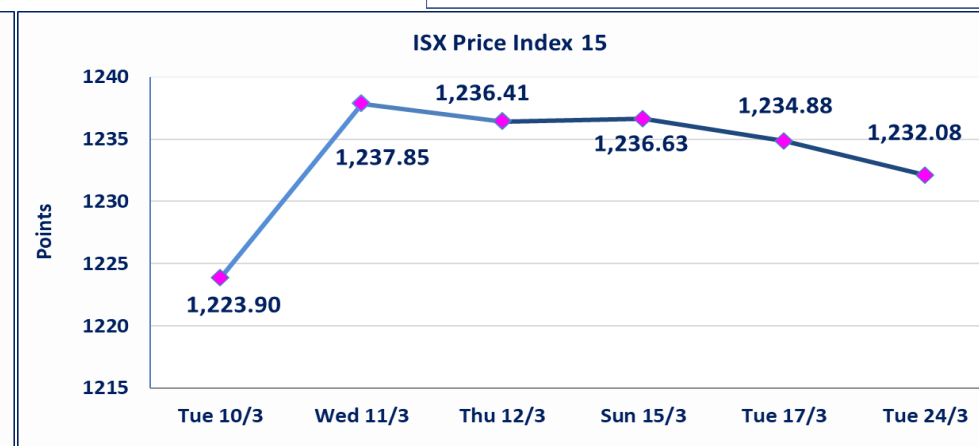
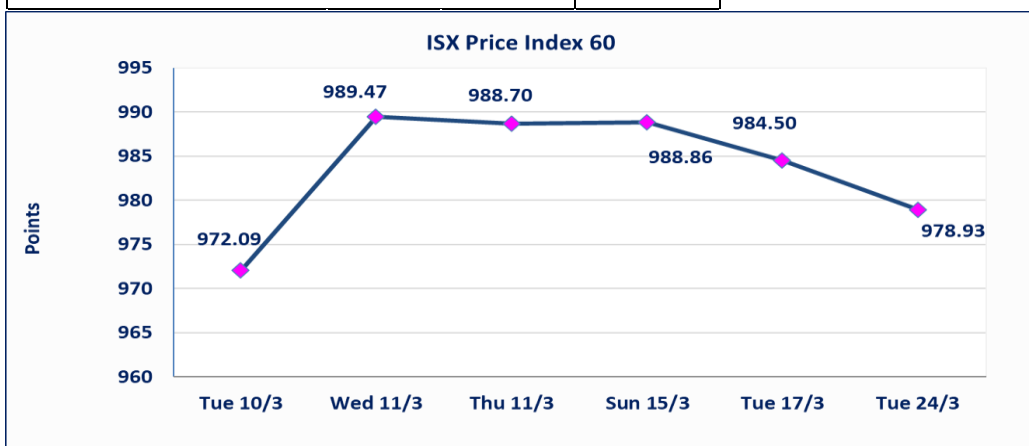
ISX Index 60	978.93
Previous ISX Index60	984.50
Change %	-0.57
Change	-5.57

ISX Index 15	1232.08
Previous ISX Index15	1234.88
Change %	-0.23
Change	-2.80



Listed Companies	104	OTC	14
Traded Listed Companies	49	OTC	2
GAM Companies	5		
Suspended Companies	10		

Non Traded listed	40	OTC	12
Higher Companies	9		
Lower Companies	15		



## ISX top gaining and losing companies

Tuesday 24/3/2026

### Gainers

Company Name	Closing Price	Change (%)	Traded Volume
Mosul Bank For Investment	0.140	7.69	25,000
Al-Hamraa for Insurance	5.090	4.95	15,000
Ashour Hotel	30.850	4.93	1,000
AL-Badia for General Trans	0.870	4.82	150,000
Al-Khatam Telecom	3.650	4.58	189,859

### Losers

Company Name	Closing Price	Change (%)	Traded Volume
Agricultural Products Meat	4.370	-4.79	382,482
Iraqi Carton Manufactories	2.630	-4.71	927,413
Modern Construction Materials	1.300	-4.41	500,000
Ashur International Bank	0.230	-4.17	3,850,000
Babil Animal & Vegetable Produc	6.840	-3.66	5,000

### The most active companies in term of traded volume and value

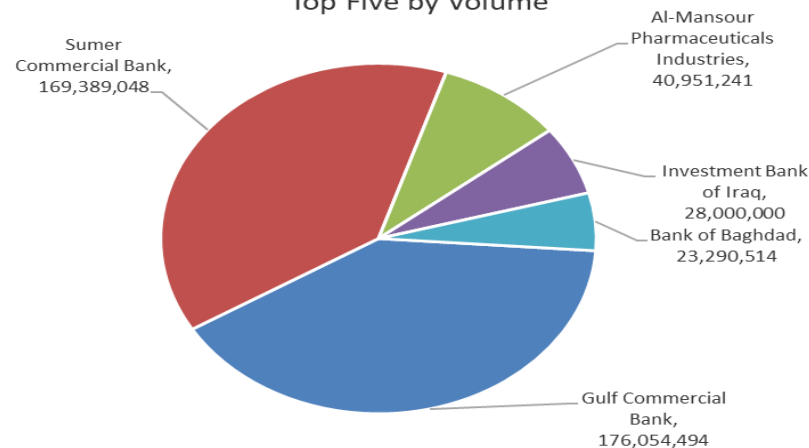
#### Traded Volume

Company Name	Closing Price	Change (%)	Traded Volume
Gulf Commercial Bank	0.350	0.00	176,054,494
Sumer Commercial Bank	0.160	0.00	169,389,048
Al-Mansour Pharmaceuticals Indu	2.080	-1.42	40,951,241
Investment Bank of Iraq	0.220	0.00	28,000,000
Bank of Baghdad	3.160	-3.36	23,290,514

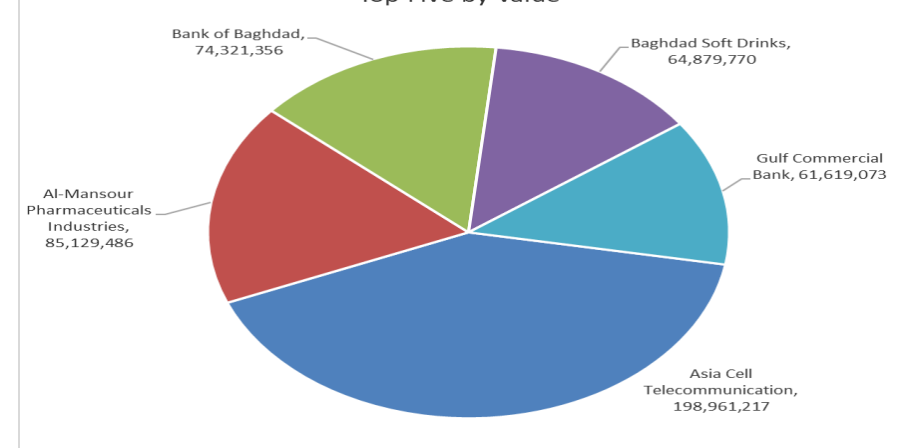
#### Traded Value

Company Name	Closing Price	Change (%)	Traded Value
Asia Cell Telecommunication	14.800	-0.34	198,961,217
Al-Mansour Pharmaceuticals Indu	2.080	-1.42	85,129,486
Bank of Baghdad	3.160	-3.36	74,321,356
Baghdad Soft Drinks	5.830	0.87	64,879,770
Gulf Commercial Bank	0.350	0.00	61,619,073

#### Top Five by Volume



#### Top Five by Value



## Regular Market Bulletin No (51)



Company Name	Code	opening Price	highest price	lowest price	Average price	Prev Average price	Closing Price	prev closing price	change (%)	No.of Trades	Traded Volume	Traded Value
<b>Banks Sector</b>												
Ashur International Bank	BASH	0.240	0.240	0.230	0.230	0.240	0.230	0.240	-4.17	13	3,850,000	893,000
Bank of Baghdad	BBOB	3.270	3.270	3.160	3.190	3.260	3.160	3.270	-3.36	117	23,290,514	74,321,356
Commercial Islamic Bank of Iraq	BCOI	0.650	0.650	0.650	0.650	0.650	0.650	0.650	0.00	4	1,000,100	650,065
Elaf Islamic Bank	BELF	0.250	0.250	0.250	0.250	0.250	0.250	0.250	0.00	1	100	25
Gulf Commercial Bank	BGUC	0.350	0.350	0.350	0.350	0.340	0.350	0.350	0.00	44	176,054,494	61,619,073
Investment Bank of Iraq	BIBI	0.220	0.220	0.220	0.220	0.220	0.220	0.220	0.00	8	28,000,000	6,160,000
Iraqi Islamic Bank	BIIB	1.010	1.010	1.010	1.010	1.010	1.010	1.010	0.00	5	1,525,197	1,540,449
Middle East Bank	BIME	0.060	0.060	0.060	0.060	0.060	0.060	0.060	0.00	2	116,943	7,017
Mosul Bank For Investment	BMFI	0.140	0.140	0.140	0.140	0.130	0.140	0.130	7.69	1	25,000	3,500
National Bank of Iraq	BNOI	4.790	4.870	4.790	4.830	4.770	4.850	4.800	1.04	49	8,022,125	38,752,500
United Bank	BUND	0.050	0.050	0.050	0.050	0.050	0.050	0.050	0.00	4	437,732	21,887
<b>Total of Banks Sector</b>										<b>248</b>	<b>242,322,205</b>	<b>183,968,871</b>
<b>Telecommunication Sector</b>												
Asia Cell Telecommunication	TASC	14.850	14.880	14.800	14.850	14.810	14.800	14.850	-0.34	111	13,401,384	198,961,217
Al-Khatam Telecom	TZNI	3.490	3.650	3.490	3.560	3.480	3.650	3.490	4.58	7	189,859	676,460
<b>Total of Telecommunication Sector</b>										<b>118</b>	<b>13,591,243</b>	<b>199,637,677</b>
<b>Insurance Sector</b>												
Dar Al-Salam for Insurance	NDSA	0.790	0.790	0.780	0.780	0.780	0.780	0.780	0.00	3	2,104,000	1,642,160
Gulf Insurance	NGIR	0.420	0.430	0.420	0.430	0.430	0.430	0.430	0.00	3	201,170	85,911
<b>Total of Insurance Sector</b>										<b>6</b>	<b>2,305,170</b>	<b>1,728,071</b>
<b>Service Sector</b>												
Baghdad -Iraq Transportation	SBPT	22.250	22.250	22.000	22.050	22.430	22.100	22.350	-1.12	25	635,164	14,003,881
Kharkh Tour Amuzement City	SKTA	4.250	4.290	4.250	4.260	4.250	4.290	4.250	0.94	25	501,169	2,136,416
Mamoura Realestate	SMRI	3.250	3.250	3.250	3.250	3.230	3.250	3.250	0.00	1	139	452
<b>Total of Service Sector</b>										<b>51</b>	<b>1,136,472</b>	<b>16,140,748</b>
<b>Industrial Sector</b>												
Baghdad Soft Drinks	IBSD	5.780	5.840	5.760	5.800	5.780	5.830	5.780	0.87	89	11,188,214	64,879,770
Iraqi Date Processing and Marke	IIDP	2.550	2.550	2.550	2.550	2.550	2.550	2.550	0.00	6	222,645	567,745
Iraqi For Tufted Carpets	IITC	17.500	17.500	17.500	17.500	17.500	17.500	17.500	0.00	1	481	8,418
Al-Mansour Pharmaceuticals Ind	IMAP	2.110	2.110	2.010	2.080	2.100	2.080	2.110	-1.42	51	40,951,241	85,129,486
Modern Sewing	IMOS	5.400	5.400	5.400	5.400	5.430	5.400	5.400	0.00	2	1,480	7,992
<b>Total of Industrial Sector</b>										<b>149</b>	<b>52,364,061</b>	<b>150,593,411</b>
<b>Hotels Sector</b>												
Baghdad Hotel	HBAG	11.580	11.580	11.580	11.580	11.580	11.580	11.580	0.00	1	100	1,158
Babylon Hotel	HBAY	102.000	102.000	102.000	102.000	102.000	102.000	102.000	0.00	3	196	19,992
Ishtar Hotels	HISH	9.000	9.000	8.970	8.970	9.050	8.970	9.050	-0.88	3	203,000	1,821,000
National for Tourist Investment	HNTI	9.250	9.250	9.250	9.250	9.200	9.250	9.200	0.54	1	5,000	46,250
Tourist Village of Mosul dam	HTVM	13.650	13.650	13.650	13.650	13.560	13.650	13.650	0.00	1	109	1,488
<b>Total of Hotels Sector</b>										<b>9</b>	<b>208,405</b>	<b>1,889,888</b>
<b>Agricultural Sector</b>												
Al-Ahlyia agricultural production	AAHP	2.250	2.250	2.250	2.250	2.320	2.250	2.250	0.00	3	37,778	85,001
Babil Animal & Vegetable Produ	ABAP	6.840	6.840	6.840	6.840	6.850	6.840	7.100	-3.66	1	5,000	34,200
Agricultural Products Meat	AIPM	4.590	4.590	4.370	4.400	4.590	4.370	4.590	-4.79	20	382,482	1,681,023
Modern for Animal Production	AMAP	0.370	0.380	0.360	0.360	0.370	0.360	0.370	-2.70	44	2,816,615	1,015,507
<b>Total of Agricultural Sector</b>										<b>68</b>	<b>3,241,875</b>	<b>2,815,730</b>
<b>Total Of Regular</b>										<b>649</b>	<b>315,169,431</b>	<b>556,774,396</b>

**Second Platform Market Bulletin No (51)**



Company Name	Code	opening Price	highest price	lowest price	Average price	Prev Average price	Closing Price	prev closing price	change (%)	No.of Trades	Traded Volume	Traded Value
<b>Banks Sector</b>												
International Islamic Bank	BINT	0.200	0.200	0.200	0.200	0.200	0.200	0.200	0.00	2	447,316	89,463
Al-Ataa Islamic Bank	BLAD	0.100	0.100	0.100	0.100	0.100	0.100	0.100	0.00	1	100,000	10,000
Credit Bank Of Iraq	BROI	0.600	0.600	0.600	0.600	0.620	0.600	0.620	-3.23	5	2,429,500	1,457,700
<b>Total of Banks Sector</b>										<b>8</b>	<b>2,976,816</b>	<b>1,557,163</b>
<b>Insurance Sector</b>												
Al-Hamraa for Insurance	NHAM	5.090	5.090	5.090	5.090	4.850	5.090	4.850	4.95	1	15,000	76,350
<b>Total of Insurance Sector</b>										<b>1</b>	<b>15,000</b>	<b>76,350</b>
<b>Industrial Sector</b>												
Al-Ameen Estate Investment	SAEI	1.890	1.890	1.890	1.890	1.880	1.890	1.890	0.00	4	5,259	9,940
<b>Total of Industrial Sector</b>										<b>4</b>	<b>5,259</b>	<b>9,940</b>
<b>Industrial Sector</b>												
Fallujah for construction Materi	IFCM	2.850	2.850	2.800	2.820	2.890	2.850	2.870	-0.70	8	700,000	1,972,500
<b>Total of Industrial Sector</b>										<b>8</b>	<b>700,000</b>	<b>1,972,500</b>
<b>Hotels Sector</b>												
Ashour Hotel	HASH	30.850	30.850	30.850	30.850	29.400	30.850	29.400	4.93	1	1,000	30,850
<b>Total of Hotels Sector</b>										<b>1</b>	<b>1,000</b>	<b>30,850</b>
<b>Total of Non Regular</b>										<b>22</b>	<b>3,698,075</b>	<b>3,646,803</b>

**Undisclosed Platform Companies Bulletin No (51)**



Company Name	Code	opening Price	highest price	lowest price	Average price	Prev Average price	Closing Price	prev closing price	change (%)	No.of Trades	Traded Volume	Traded Value
<b>Banks Sector</b>												
Sumer Commercial Bank	BSUC	0.150	0.160	0.150	0.150	0.150	0.160	0.160	0.00	25	169,389,048	25,442,248
<b>Total of Banks Sector</b>										<b>25</b>	<b>169,389,048</b>	<b>25,442,248</b>
<b>Industrial Sector</b>												
AL-Badia for General Trans	SBAG	0.870	0.870	0.870	0.870	0.830	0.870	0.830	4.82	1	150,000	130,500
General Transportation	SIGT	1.870	1.870	1.850	1.870	1.940	1.850	1.870	-1.07	6	50,304	93,836
<b>Total of Industrial Sector</b>										<b>7</b>	<b>200,304</b>	<b>224,336</b>
<b>Industrial Sector</b>												
Al-Hilal Industries	IHLI	1.500	1.500	1.500	1.500	1.500	1.500	1.500	0.00	1	300	450
Iraqi Carton Manufactories	IICM	2.760	2.760	2.630	2.660	2.770	2.630	2.760	-4.71	17	927,413	2,462,625
Modern Construction Materials	IMCM	1.350	1.350	1.300	1.310	1.380	1.300	1.360	-4.41	4	500,000	655,000
National Chemical &Plastic	INCP	1.900	1.900	1.900	1.900	1.900	1.900	1.900	0.00	2	8,835	16,787
The Light Industries	ITLI	1.240	1.270	1.240	1.250	1.260	1.250	1.250	0.00	9	346,373	433,162
<b>Total of Industrial Sector</b>										<b>33</b>	<b>1,782,921</b>	<b>3,568,023</b>
<b>Hotels Sector</b>												
Palestine Hotel	HPAL	19.000	19.150	18.800	18.850	18.930	18.800	19.000	-1.05	29	1,242,654	23,418,746
<b>Total of Hotels Sector</b>										<b>29</b>	<b>1,242,654</b>	<b>23,418,746</b>
<b>Agricultural Sector</b>												
Iraqi for Seed Production	AISP	4.900	4.900	4.900	4.900	4.900	4.900	4.900	0.00	4	76,659	375,629
<b>Total of Agricultural Sector</b>										<b>4</b>	<b>76659</b>	<b>375,629</b>
<b>Total of Undisclosed</b>										<b>98</b>	<b>172,691,586</b>	<b>53,028,982</b>
<b>Grand Total</b>										<b>769</b>	<b>491,559,092</b>	<b>613,450,181</b>

**Iraq Stock Exchange not trading companies of Tuesday 24/3/2026**

Company Names	Code	Previous Average Price	Closing Price
<b>Banks Sector</b>			
Economy Bank	BEFI	0.220	0.220
Kurdistan International Bank	BKUI	1.100	1.100
National Islamic Bank	BNAI	0.800	0.800
Union Bank of Iraq	BUOI	0.170	0.170
Asia Al Iraq Islamic Bank	BAIB	0.780	0.780
Cihan Bank for Islamic Investment&Finan	BCIH	2.200	2.200
Al-Taif Islamic Bank	BTIB	0.670	0.670
<b>Service Sector</b>			
Al-Mosul for funfairs	SMOF	6.800	6.800
Rehab Karbalaa	HKAR	0.660	0.660
AL-Nukhba for Construction	SNUC	0.770	0.770
<b>Industrial Sector</b>			
Iraqi Engineering Works	IIEW	5.500	5.500
Al -Khazer Construction Materials	IKHC	1.300	1.280
Al-Kindi of Veterinary Vaccines	IKLV	2.450	2.450
Metallic Industries and Bicycles	IMIB	2.040	2.050
Ready Made Clothes	IRMC	2.300	2.300
<b>Hotels Sector</b>			
Al-Sadeer Hotel	HSAD	22.950	23.000
<b>Agricultural Sector</b>			
Middle East for Production- Fish	AMEF	5.990	5.990
Iraqi Agricultural Products	AIRP	10.000	10.000
Company Names	Code	Previous Average Price	Closing Price
<b>Banks Sector</b>			
Region Trade Bank	BRTB	1.000	1.010
Arab Islamic Bank	BAAI	1.000	1.000
Al-Rajih Islamic Bank	BRAJ	1.000	1.000
Erbil Investment & FinanceBank	BERI	0.110	0.110
AL-Anssari Islamic Bank	BANS	0.050	0.050
Al-Mustashar Islamic Bank for Investmen	BMUI	1.000	1.000
Al-Qabidh Islamic Bank	BQAB	0.090	0.090
Trust International Islamic Bank	BTRU	0.750	0.750
World Islamic Bank for Investment	BWOR	1.000	1.000
Al janoob Islamic Bank	BJAB	0.940	0.940
Ameen Al-Iraq Islamic Bank	BAME	1.000	1.000
Iraq Noor Islamic Bank for Investment	BINI	0.250	0.250
Trans Iraq Bank Investment	BTRI	0.310	0.310
<b>Insurance Sector</b>			
Alahliya For Insurance	NAHF	0.850	0.850
<b>Investment Sector</b>			
Al-Ameen for Financial Investment	VAMF	1.200	1.200
<b>Industrial Sector</b>			
Modern chemical industries	IMCI	100.000	100.000
Baghdad for Packing Materials	IBPM	2.850	2.850
National Furniture Industries	IHFI	0.990	0.990
<b>Service Sector</b>			
Ibdaa Al-sharq Alwast General Contractin	SIBD	1.000	1.000
<b>Agricultural Sector</b>			
AL-Rebass for Poultry&feed	AREB	-	-
Company Names	Code	Previous Average Price	Closing Price
<b>Banks Sector</b>			
Al-Qurtas Islamic Bank	BQUR	1.000	1.000
<b>Industrial Sector</b>			
Electronic Industry	IELI	1.800	1.790

## OTC Platform Trading Bulletin No (51)

Company Name	Code	highest price	lowest price	Average price	No.of Trades	Traded Volume	Traded Value
<b>Banks Sector</b>							
Al-Warka Bank	BWAI	0.200	0.180	0.180	33	72,766,039	13,415,782
Total Of Money Service Sector					33	72,766,039	13,415,782
<b>Money Service Sector</b>							
Karmal Brokerage	FKSX	10.000	10.000	10.000	1	250,000	2,500,000
Total Of Money Service Sector					1	250,000	2,500,000
<b>Total</b>					<b>34</b>	<b>73,016,039</b>	<b>15,915,782</b>

## Not Trading OTC Companies

Company Name	Code	Previous Average price
<b>Banks Sector</b>		
Hammurabi Commercial Bank	BHAM	—
Al-Sanam Islamic Bank	BSAN	3.000
<b>Industrial Sector</b>		
Kirkuk producing constructional materials	IKFP	2.380
<b>Money Service Sector</b>		
Iraqi Deposit Insurance Corporation	FIDI	1.000
Rabee Securities	FRSE	9.500
Ishtar Gate for e-Paymant	FISH	1.000
Sama Baghdad Exchange	FSBE	—
<b>Insurance Sector</b>		
Al Badia Insurance	NBAD	—
Kurdistan Insurance	NKUI	0.500
Shatt Al Arab Insurance	NSHA	1.000
Elaf Insurance	NELF	—
Dilina Insurance Company	NDIL	—

Iraq Stock Exchange

Tuesday 24/3/2026



سوق العراق للاوراق المالية  
IRAQ STOCK EXCHANGE

## Not Trading Bonds Bulletin

Bond type	Publish type	Code	last trading price	immortilize date
Banaa Bonds /Million ID	Second	CB20	964,981	19/12/2025
Eamar Bonds /Million ID	First	CB30	1,001,095	—
Eamar Bonds /Million ID	Second	CB40	—	—
Eamar Bonds /500 Thousand ID	Third	CB45	—	—
Eamar Bonds /Million ID	Third	CB50	—	—
Injaz Bonds /500 Thousand ID	First	CB55	—	—
Injaz Bonds /Million ID	First	CB60	—	—
Injaz Bonds /500 Thousand ID	Second	CB65	503,793	—
Injaz Bonds /Million ID	Second	CB70	1,026,082	—
Injaz Bonds /500 Thousand ID	Third	CB75	—	—
Injaz Bonds /Million ID	Third	CB80	978,182	—
National Bonds/Million ID	First	CB90	—	—
National Bonds/500 Thousand ID	Second	CB95	—	—
National Bonds/Million ID	Second	CB100	—	—