Iraq Stock Exchange

Bulletin No (210)

ISX Trading Indices of Tuesday 24/11/2026

Traded Volume and OTC	876,632,997

Traded Value and OTC	717,758,738

Traders	1201

ISX Index 60	885.01
Previous ISX Index60	888.39
Change %	-0.38
Change	-3.38

ISX Index 15	1126.63
Previous ISX Index15	1132.07
Change %	-0.48
Change	-5.44

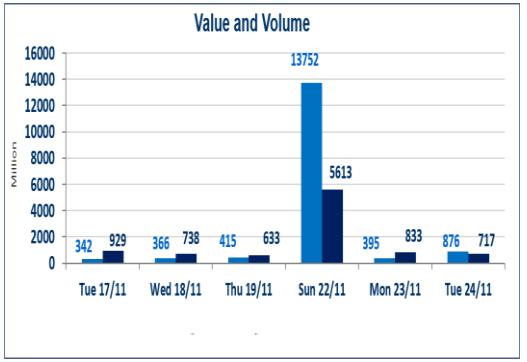

Listed Companies	105	OTC	28
Traded Listed Companies	47	OTC	4
GAM Companies			3
Suspended Companies			9

Non Traded listed	46	OTC	24
Higher Companies			10
Lower Companies			13

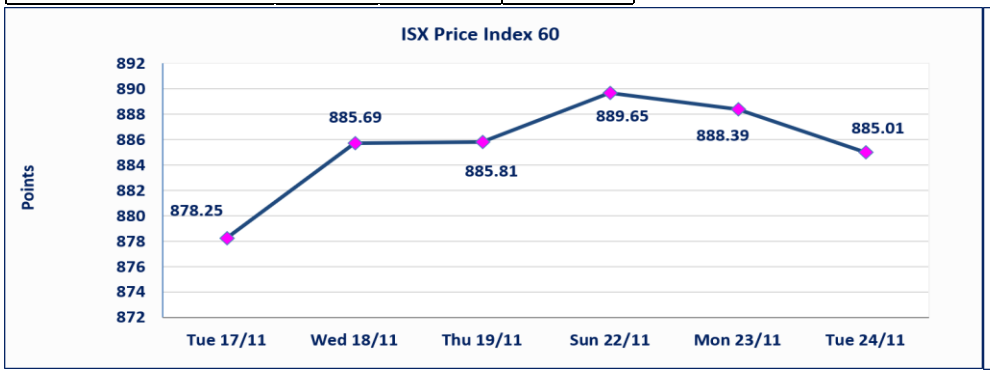

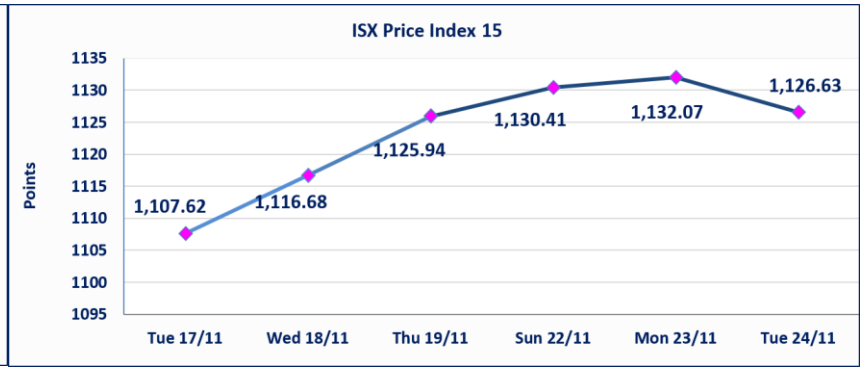

Upper and Lower Price Change Limits	The lower price movement limits for shares range from (5% to 10%), while the upper limits range from (10% to 25%) on the regular and secondary trading platforms. For the Non-Disclosing Companies Platform, the price change limits are set at (5%) upward and downward from the last traded price of the share, except for the ISX-OTC Platform.

Al-Alwiya P.O . 3607 Mobile: 07711211522 - 07270094594 - 07834000034 E-mail: info-isx@isx-iq.net Web site:www.isx-iq.net

ISX top ganing and losing companies

Tuesday 24/11/2026

Gainers

Company Name	Closing Price	Change (%)	Traded Volume
Investment Bank of Iraq	0.390	8.33	16,240,480
AL-Badia for General Trans	1.470	5.00	686,135
Iraqi for Seed Production	5.400	4.85	52,790,466
Credit Bank Of Iraq	0.470	4.44	10,869,519
Modern for Animal Production	0.300	3.45	6,932

Losers

Company Name	Closing Price	Change (%)	Traded Volume
Kharkh Tour Amuzement City	4.400	-7.37	63,455
Mansour Hotel	52.000	-5.45	18,617
Al -Khazer Construction Materia	1.050	-4.55	11,000,000
Ashur International Bank	0.240	-4.00	2,000,673
Amwaj International Real Estate	121.000	-2.42	121,246

The most active companies in term of traded volume and value

Traded Volume

Company Name	Closing Price	Change (%)	Traded Volume
United Bank	0.050	0.00	526,250,000
Al -Mansour Bank	1.850	-0.54	126,196,355
Iraqi for Seed Production	5.400	4.85	52,790,466
Middle East Bank	0.060	0.00	18,538,629
Investment Bank of Iraq	0.390	8.33	16,240,480

Traded Value

Company Name	Closing Price	Change (%)	Traded Value
Iraqi for Seed Production	5.400	4.85	277,572,292
Al -Mansour Bank	1.850	-0.54	232,223,943
Asia Cell Telecommunication	14.150	-1.05	46,996,123
United Bank	0.050	0.00	26,312,500
National Bank of Iraq	3.010	-0.33	23,228,345

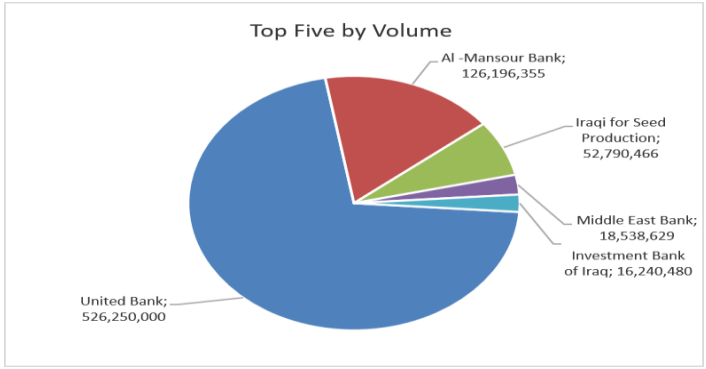

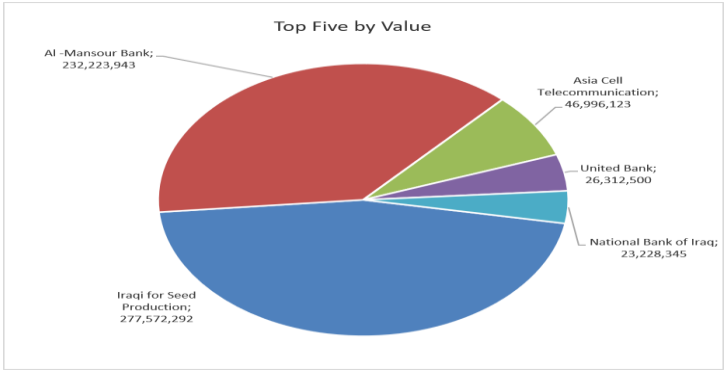

Regular Market Bulletin No (210)

Company Name	Code	opening Price	highest price	lowest price	Average price	Prev Average price	Closing Price	prev closing price	change (%)	No.of Trades	Traded Volume	Traded Value
Banks Sector												
Ashur International Bank	BASH	0.250	0.250	0.240	0.240	0.250	0.240	0.250	-4.00	6	2,000,673	480,169
Bank of Baghdad	BBOB	2.580	2.580	2.550	2.560	2.580	2.550	2.580	-1.16	23	1,685,089	4,305,804
Commercial Islamic Bank of Irac	BCOI	0.470	0.490	0.470	0.490	0.490	0.490	0.490	0.00	22	13,837,440	6,775,183
Economy Bank	BEFI	0.210	0.210	0.210	0.210	0.210	0.210	0.210	0.00	2	2,000,000	420,000
Elaf Islamic Bank	BELF	0.310	0.310	0.310	0.310	0.310	0.310	0.310	0.00	2	586,861	181,927
Gulf Commercial Bank	BGUC	0.290	0.290	0.290	0.290	0.290	0.290	0.290	0.00	6	14,038,644	4,071,207
Investment Bank of Iraq	BIBI	0.390	0.390	0.390	0.390	0.360	0.390	0.360	8.33	25	16,240,480	6,333,787
Iraqi Islamic Bank	BIIB	0.880	0.880	0.880	0.880	0.880	0.880	0.880	0.00	2	525,000	462,000
Middle East Bank	BIME	0.060	0.060	0.060	0.060	0.060	0.060	0.060	0.00	8	18,538,629	1,112,318
Al -Mansour Bank	BMNS	1.860	1.860	1.830	1.840	1.880	1.850	1.860	-0.54	152	126,196,355	232,223,943
National Bank of Iraq	BNOI	3.020	3.020	2.990	3.000	3.000	3.010	3.020	-0.33	69	7,740,719	23,228,345
United Bank	BUND	0.050	0.050	0.050	0.050	0.050	0.050	0.050	0.00	171	526,250,000	26,312,500
Union Bank of Iraq	BUOI	0.110	0.110	0.110	0.110	0.110	0.110	0.110	0.00	1	100	11
Total of Banks Sector										489	729,639,990	305,907,194
Telecommunication Sector												
Asia Cell Telecommunication	TASC	14.300	14.410	14.000	14.150	14.300	14.150	14.300	-1.05	127	3,322,266	46,996,123
Al-Khatam Telecom	TZNI	3.420	3.420	3.380	3.390	3.410	3.390	3.420	-0.88	8	250,966	851,019
Total of Telecommunication Sector										135	3,573,232	47,847,142
Insurance Sector												
Al-Ameen for Insurance	NAME	0.840	0.840	0.830	0.840	0.830	0.830	0.830	0.00	3	25,411	21,341
Insurance Sector										3	25,411	21,341
Service Sector												
Baghdad -Iraq Transportation	SBPT	18.500	18.900	17.750	18.190	18.110	18.500	18.000	2.78	15	181,000	3,293,125
Kharkh Tour Amuzement City	SKTA	4.590	4.590	4.400	4.440	4.730	4.400	4.750	-7.37	3	63,455	281,758
Mamoura Realestate	SMRI	2.500	2.500	2.320	2.450	2.500	2.500	2.500	0.00	32	3,226,928	7,897,808
Rehab Karbalaa	HKAR	0.450	0.450	0.450	0.450	0.450	0.450	0.450	0.00	1	250	113
Total of Service Sector										51	3,471,633	11,472,804
Holding Companies Sector												
Amwaj International Real Estat	OMWJ	124.000	124.000	120.010	122.710	124.230	121.000	124.000	-2.42	59	121,246	14,877,888
Total of Holding Companies Sector										59	121,246	14,877,888
Industrial Sector												
Baghdad Soft Drinks	IBSD	5.530	5.550	5.530	5.540	5.540	5.530	5.530	0.00	55	1,140,334	6,315,319
Iraqi For Tufted Carpets	IITC	16.500	16.500	16.500	16.500	16.500	16.500	16.500	0.00	5	104,946	1,731,609
Al -Khazer Construction Materi	IKHC	1.100	1.100	0.990	1.010	1.100	1.050	1.100	-4.55	5	11,000,000	11,131,500
Al-Mansour Pharmaceuticals In	IMAP	2.190	2.200	2.170	2.190	2.210	2.200	2.210	-0.45	9	3,839,036	8,421,887
Modren Sweing	IMOS	5.550	5.750	5.550	5.590	5.550	5.600	5.550	0.90	3	150,000	838,750
Total of Industrial Sector										77	16,234,316	28,439,065
Hotels Sector												
Baghdad Hotel	HBAG	12.980	13.000	12.980	13.000	12.760	13.000	13.000	0.00	7	76,204	990,552
Mansour Hotel	HMAN	52.000	52.000	52.000	52.000	55.000	52.000	55.000	-5.45	1	18,617	968,084
Total of Hotels Sector										8	94,821	1,958,636
Animal Production												
Middle East for Production- Fis	AMEF	5.400	5.400	5.400	5.400	5.400	5.400	5.400	0.00	1	100	540
Total of Agricultural Sector										1	100	540
Total Of Regular										823	753,160,749	410,524,609

Second Platform Market Bulletin No (210)

Company Name	Code	opening Price	highest price	lowest price	Average price	Prev Average price	Closing Price	prev closing price	change (%)	No.of Trades	Traded Volume	Traded Value
Banks Sector												
Erbil Bank	BERI	0.370	0.370	0.370	0.370	0.370	0.370	0.370	0.00	2	110,000	40,700
Credit Bank Of Iraq	BROI	0.460	0.470	0.460	0.470	0.450	0.470	0.450	4.44	42	10,869,519	5,088,659
Total of Banks Sector										44	10,979,519	5,129,359
Service Sector												
Al-Ameen Estate Investment	SAEI	1.100	1.100	1.100	1.100	1.040	1.100	1.100	0.00	3	100,228	110,251
Total of Service Sector										3	100,228	110,251
Insurance Sector												
Alahliya For Insurance	NAHF	0.600	0.600	0.600	0.600	0.600	0.600	0.600	0.00	18	471,000	282,600
Al-Hamraa for Insurance	NHAM	2.990	2.990	2.990	2.990	2.910	2.990	2.900	3.10	2	16,822	50,298
Total of Insurance Sector										20	487,822	332,898
Industrial Sector												
Fallujah for construction Mater	IFCM	2.690	2.690	2.690	2.690	2.610	2.690	2.680	0.37	1	70,000	188,300
Total of Industrial Sector										1	70,000	188,300
Hotels Sector												
Ashour Hotel	HASH	23.000	24.040	23.000	23.000	23.000	23.000	23.000	0.00	16	301,580	6,936,943
Total of Hotels Sector										16	301,580	6,936,943
Total of Non Regular										84	11,939,149	12,697,751

Non-Disclosing Platform Companies Bulletin No (210)

Company Name	Code	opening Price	highest price	lowest price	Average price	Prev Average price	Closing Price	prev closing price	change (%)	No.of Trades	Traded Volume	Traded Value
Service Sector												
Sumer Commercial Bank	BSUC	0.200	0.210	0.200	0.200	0.200	0.210	0.210	0.00	65	14,500,000	2,927,500
Total of Banks Sector										65	14,500,000	2,927,500
Service Sector												
AL-Badia for General Trans	SBAG	1.400	1.470	1.400	1.470	1.400	1.470	1.400	5.00	2	686,135	1,008,519
Total of Service Sector										2	686,135	1,008,519
Industrial Sector												
Iraqi Carton Manufactories	IICM	1.590	1.590	1.590	1.590	1.590	1.590	1.590	0.00	1	25,000	39,750
Iraqi Date Processing and Mark	IIDP	1.750	1.780	1.750	1.760	1.790	1.780	1.790	-0.56	4	112,105	197,027
National Chemical &Plastic	INCP	1.940	1.940	1.850	1.860	1.860	1.850	1.850	0.00	6	63,952	119,211
The Light Industries	ITLI	1.200	1.200	1.200	1.200	1.170	1.200	1.190	0.84	2	10,216	12,259
Total of Industrial Sector										13	211,273	368,247
Hotels Sector												
Ishtar Hotels	HISH	9.310	9.310	9.300	9.310	9.390	9.300	9.400	-1.06	4	63,633	592,287
Palestine Hotel	HPAL	20.000	20.000	20.000	20.000	20.090	20.000	20.000	0.00	23	233,500	4,670,000
Total of Hotels Sector										27	297,133	5,262,287
Animal Production												
Babil Animal & Vegetable Prodı	ABAP	8.000	8.000	8.000	8.000	8.000	8.000	8.000	0.00	6	108,887	871,096
Iraqi for Seed Production	AISP	5.150	5.400	5.150	5.260	5.230	5.400	5.150	4.85	115	52,790,466	277,572,292
Modern for Animal Production	AMAP	0.300	0.300	0.300	0.300	0.290	0.300	0.290	3.45	2	6,932	2,080
Total of Agricultural Sector										123	52,906,285	278,445,468
Total of Undisclosed										230	68,600,826	288,012,021
Grand Total										1,137	833,700,724	711,234,381

Iraq Stock Exchange not trading companies of Tuesday 24/11/2026

Company Names	Code	Previous Average Price	Closing Price
Banks Sector			
First Iraq Bank	BFIB	ـــــ	ـــــ
Kurdistan International Bank	BKUI	1.000	1.000
Cihan Bank for Islamic Investment&Finar	BCIH	1.130	1.130
Asia Al Iraq Islamic Bank for Investment	BAIB	0.960	0.960
National Islamic Bank	BNAI	1.000	1.000
Insurance Sector			
Gulf Insurance	NGIR	0.490	0.490
Service Sector			
Al-Mosul for funfairs	SMOF	6.880	6.800
AL-Nukhba for Construction	SNUC	0.590	0.590
Industrial Sector			
Al-Kindi of Veterinary Vaccines	IKLV	2.500	2.500
Ready Made Clothes	IRMC	2.250	2.250
Iraqi Engineering Works	IIEW	4.990	4.990
Metallic Industries and Bicycles	IMIB	1.850	1.850
Al-Hilal Industries	IHLI	1.390	1.400
Hotels Sector			
Babylon Hotel	HBAY	112.000	112.000
Tourist Village of Mosul dam	HTVM	12.000	12.000
Agricultural Sector			
Al-Ahlyia agricultural production	AAHP	2.000	2.000
Agricultural Products Meat	AIPM	4.150	4.150
Iraqi Agricultural Products	AIRP	10.700	10.700
Company Names	Code	Previous Average Price	Closing Price
Banks Sector			
Al-Qurtas Islamic Bank	BQUR	1.040	1.040
AL- Mal Islamic Bank	BMAL	1.000	1.000
Al janoob Islamic Bank	BJAB	0.960	0.960
Al-Mustashar Islamic Bank for Investmer	BMUI	1.000	1.000
Al-Rajih Islamic Bank	BRAJ	1.000	1.000
AL-Anssari Islamic Bank	BANS	0.050	0.050
Al-Qabidh Islamic Bank	BQAB	0.070	0.070
Ameen Al-Iraq Islamic Bank	BAME	1.000	1.000
Trans Iraq Bank Investment	BTRI	0.250	0.250
Arab Islamic Bank	BAAI	1.000	1.000
Region Trade Bank	BRTB	1.010	1.010
International Development Bank	BIDB	1.050	1.050
Iraq Noor Islamic Bank for Investment	BINI	0.210	0.210
International Islamic Bank	BINT	0.120	0.120
Al-Ataa Islamic Bank	BLAD	0.070	0.070
Al-Mashreq Al-Arabi Islamic Bank	BAMS	0.860	0.860
Investment Sector			
AL-Wiaam for Financial Investment	VWIF	0.680	0.680
Al-Ameen for Financial Investment	VAMF	1.260	1.260
Service Sector			
Ibdaa Al-sharq Alwast General Contracti	SIBD	1.000	1.000
Industrial Sector			
National Furniture Industries	IHFI	0.880	0.880
Modern chemical industries	IMCI	100.000	100.000
Baghdad for Packing Materials	IBPM	3.000	3.000
Company Names	Code	Previous Average Price	Closing Price
Banks Sector			
Mosul Bank For Investment	BMFI	0.110	0.110
World Islamic Bank for Investment	BWOR	1.000	1.000
General Transportation	SIGT	1.100	1.100
Industrial Sector			
Electronic Industry	IELI	1.300	1.300
Modern Construction Materials	IMCM	0.820	0.820
Hotels Sector			
National for Tourist Investment	HNTI	8.500	8.500

Iraq Stock Exchange
Non Iraqis' Bulletin Tuesday Nov 24 2026
Regular Market



Non Iraqi Trading of Regular Market (Buy)

Company Names	Code	No.of trades	Traded Shares	Trading Volume
Banks Sector				
National Bank Of Iraq	BNOI	1	50,000	150,500
Total Bank sector		1	50,000	150,500
Grand Total		1	50,000	150,500

Iraq Stock Exchange
Tuesday 24/11/2026

سوق العراق للاوراق المالية
IRAQ STOCK EXCHANGE

OTC Platform Trading Bulletin No (210)

Company Name	Code	highest price	lowest price	Average price	No.of Trades	Traded Volume	Traded Value
Banks Sector							
Al-Warka Bank	BWAI	0.100	0.100	0.100	47	37,796,232	3,779,623
Total Of Banks Sector					47	37,796,232	3,779,623
Money Service Sector							
Rabee Securities	FRSE	9.500	9.500	9.500	1	1,041	9,890
Total Of Money Service Sector					1	1,041	9,890
Industry Sector							
Kirkuk producing construction	IKFP	1.830	1.830	1.830	1	10,000	18,300
National Food Industries Comp	INFF	0.540	0.530	0.530	15	5,125,000	2,716,544
Total Of Industry Sector					16	5,135,000	2,734,844
Total					64	42,932,273	6,524,357

Not Trading OTC Companies Tuesday 24/11/2026

Company Name	Code	Previous Average price
Banks Sector		
Hammurabi Commercial Bank	BHAM	——
Al-Sanam Islamic Bank	BSAN	3.000
Money Service Sector		
Ishtar Gate for e-Paymant	FISH	1.000
Iraqi Deposit Insurance Corporation	FIDI	1.000
Karmal Brokerage	FKSX	10.000
Services Sector		
Blue Yam General Trading Company	SYAM	——
Insurance Sector		
Al-Qabas Insurance Company	NQAB	——
Al-Sadiq Insurance Company	NSDQ	——
International Insurance Company	NGIO	——
Al Badia Insurance	NBAD	——
International Union Insurance Company	NUNI	——
Al-Khair Insurance Company	NKHA	——
Almaseer Insurance Company	NMAS	——
Batek Insurance Company	NBAT	——
Zain Insurance Company	NZA	——
Dar Altheqa Insurance Company	NDAR	——
Shatt Al Arab Insurance	NSHA	1.000
Kurdistan Insurance	NKUI	0.500
Dilina Insurance Company	NDIL	——
Asia Gate Insurance Company	NGAT	——
Shariq Insurance Company	NSHQ	——
Asia Insurance Company	NSIA	——
Elaf Insurance	NELF	1.000

Iraq Stock Exchange

Tuesday 24/11/2026

Not Trading Bonds Bulletin

Bond type	Publish type	Code	last trading price	immortilize date
Banaa Bonds /Million ID	Second	CB20	964,981	19/12/2025
Eamar Bonds /Million ID	First	CB30	1,001,095	—
Eamar Bonds /Million ID	Second	CB40	—	—
Eamar Bonds /500 Thousand ID	Third	CB45	—	—
Eamar Bonds /Million ID	Third	CB50	—	—
Injaz Bonds /500 Thousand ID	First	CB55	—	—
Injaz Bonds /500 Thousand ID	Second	CB65	515,493	—
Injaz Bonds /Million ID	First	CB60	951,110	—
Injaz Bonds /Million ID	Second	CB70	965,050	—
Injaz Bonds /500 Thousand ID	Third	CB75	—	—
Injaz Bonds /Million ID	Third	CB80	978,182	—
National Bonds/Million ID	First	CB90	—	—
National Bonds/500 Thousand ID	Second	CB95	—	—
National Bonds/Million ID	Second	CB100	—	—