

Iraq Stock Exchange

Bulletin No (108)



سوق العراق للاوراق المالية
IRAQ STOCK EXCHANGE

ISX Trading Indices of Tuesday 23/6/2026

Traded Volume and OTC	843,613,794
-----------------------	-------------

Traded Value and OTC	1,545,311,993
----------------------	---------------

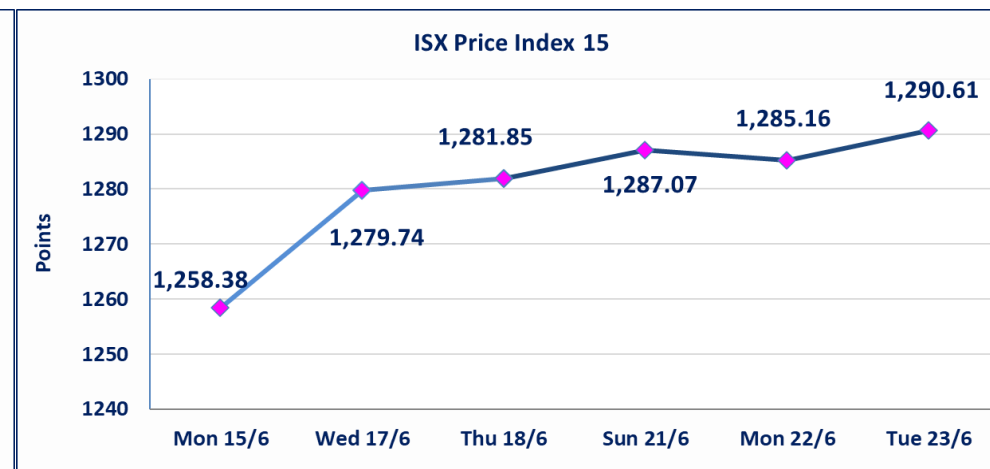
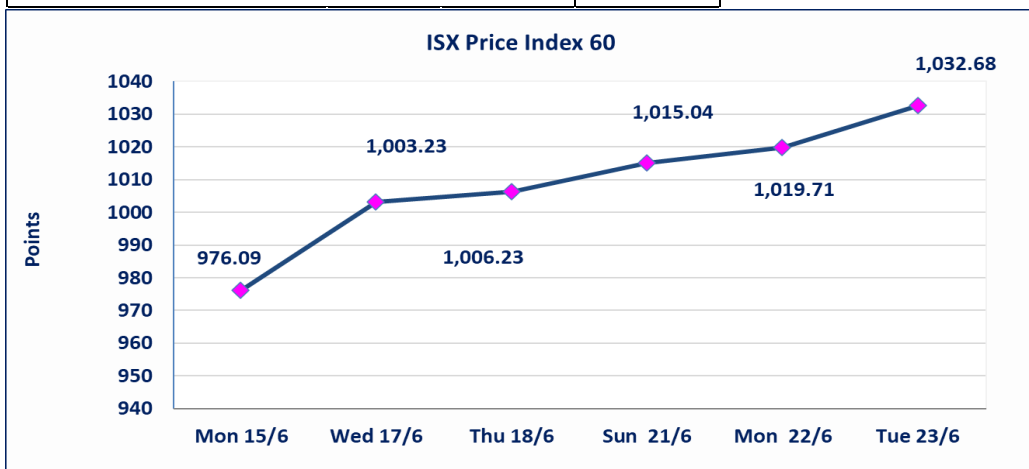
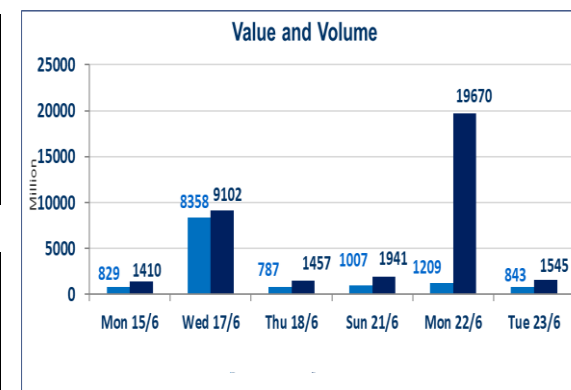
Traders	1509
---------	------

ISX Index 60	1032.68
Previous ISX Index60	1019.71
Change %	1.27
Change	12.97

ISX Index 15	1290.61
Previous ISX Index15	1285.16
Change %	0.42
Change	5.45

Listed Companies	103	OTC	15
Traded Listed Companies	54	OTC	1
GAM Companies	4		
Suspended Companies	8		

Non Traded listed	37	OTC	14
Higher Companies	10		
Lower Companies	19		



ISX top gaining and losing companies

Tuesday 23/6/2026

Gainers

Company Name	Closing Price	Change (%)	Traded Volume
Middle East Bank	0.090	12.50	5,994,935
Baghdad Hotel	12.480	4.00	1,082,375
Investment Bank of Iraq	0.280	3.70	34,604,001
Gulf Commercial Bank	0.360	2.86	89,323,955
AL-Badia for General Trans	1.450	2.84	2,100,000

Losers

Company Name	Closing Price	Change (%)	Traded Volume
National Furniture Industries	0.900	-10.00	300,261
Mosul Bank For Investment	0.130	-7.14	100,000
Babil Animal & Vegetable Produc	7.510	-6.12	734,614
Union Bank of Iraq	0.160	-5.88	1,000
Mansour Hotel	62.000	-4.63	65,404

The most active companies in term of traded volume and value

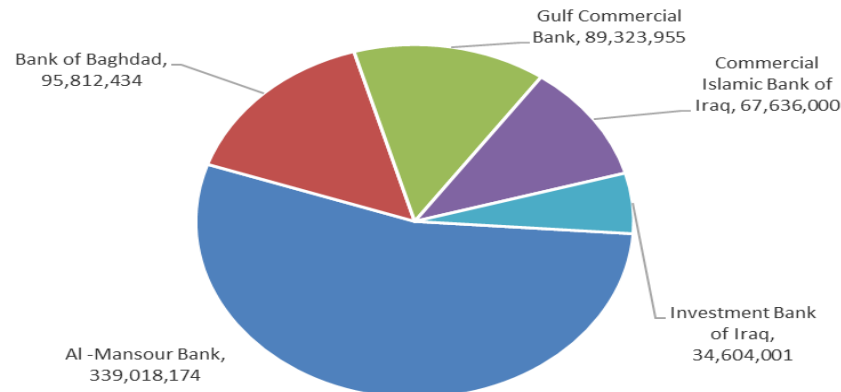
Traded Volume

Company Name	Closing Price	Change (%)	Traded Volume
Al -Mansour Bank	1.960	1.03	339,018,174
Bank of Baghdad	3.100	2.65	95,812,434
Gulf Commercial Bank	0.360	2.86	89,323,955
Commercial Islamic Bank of Iraq	0.680	-1.45	67,636,000
Investment Bank of Iraq	0.280	3.70	34,604,001

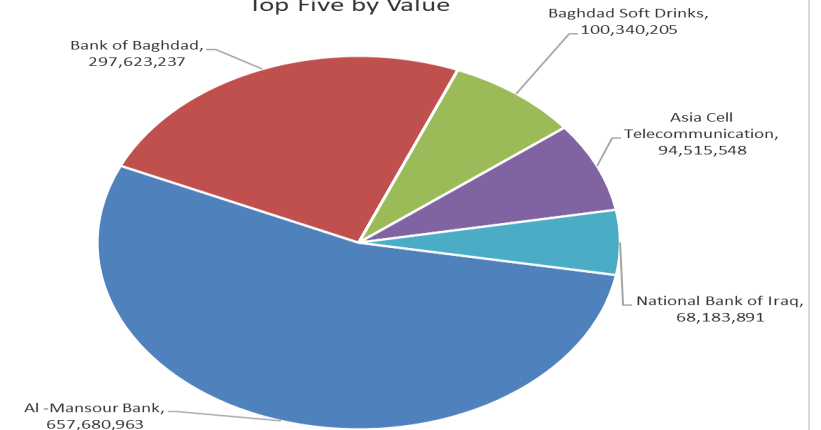
Traded Value

Company Name	Closing Price	Change (%)	Traded Value
Al -Mansour Bank	1.960	1.03	657,680,963
Bank of Baghdad	3.100	2.65	297,623,237
Baghdad Soft Drinks	6.740	2.12	100,340,205
Asia Cell Telecommunication	16.840	-0.65	94,515,548
National Bank of Iraq	4.020	-0.25	68,183,891

Top Five by Volume



Top Five by Value



Regular Market Bulletin No (108)



Company Name	Code	opening Price	highest price	lowest price	Average price	Prev Average price	Closing Price	prev closing price	change (%)	No.of Trades	Traded Volume	Traded Value
Banks Sector												
Ashur International Bank	BASH	0.280	0.280	0.280	0.280	0.290	0.280	0.280	0.00	13	17,188,156	4,812,684
Bank of Baghdad	BBOB	3.020	3.150	3.020	3.110	2.970	3.100	3.020	2.65	258	95,812,434	297,623,237
Commercial Islamic Bank of Iraq	BCOI	0.690	0.690	0.680	0.690	0.690	0.680	0.690	-1.45	16	67,636,000	46,642,530
Economy Bank	BEFI	0.230	0.230	0.230	0.230	0.230	0.230	0.230	0.00	4	7,237,704	1,664,672
Gulf Commercial Bank	BGUC	0.360	0.360	0.360	0.360	0.360	0.360	0.350	2.86	38	89,323,955	32,156,624
Investment Bank of Iraq	BIBI	0.270	0.280	0.270	0.270	0.270	0.280	0.270	3.70	4	34,604,001	9,348,080
Iraqi Islamic Bank	BIIB	1.090	1.090	1.080	1.080	1.080	1.090	1.080	0.93	20	6,852,981	7,434,121
Middle East Bank	BIME	0.090	0.090	0.090	0.090	0.080	0.090	0.080	12.50	4	5,994,935	539,544
Kurdistan International Bank	BKUI	1.200	1.200	1.200	1.200	1.240	1.200	1.200	0.00	9	4,500,000	5,400,000
Mosul Bank For Investment	BMFI	0.130	0.130	0.130	0.130	0.140	0.130	0.140	-7.14	1	100,000	13,000
Al -Mansour Bank	BMNS	1.940	1.960	1.920	1.940	1.930	1.960	1.940	1.03	219	339,018,174	657,680,963
National Bank of Iraq	BNOI	4.030	4.030	4.000	4.000	3.990	4.020	4.030	-0.25	135	17,029,370	68,183,891
Sumer Commercial Bank	BSUC	0.200	0.200	0.190	0.190	0.200	0.200	0.200	0.00	9	30,248,617	5,799,723
Al-Taif Islamic Bank	BTIB	0.850	0.900	0.850	0.880	0.870	0.900	0.900	0.00	10	437,946	384,954
United Bank	BUND	0.060	0.060	0.060	0.060	0.050	0.060	0.060	0.00	5	5,811,617	348,697
Union Bank of Iraq	BUOI	0.160	0.160	0.160	0.160	0.170	0.160	0.170	-5.88	1	1,000	160
Total of Banks Sector										746	721,796,890	1,138,032,879
Telecommunication Sector												
Asia Cell Telecommunication	TASC	16.950	16.950	16.830	16.870	17.000	16.840	16.950	-0.65	166	5,602,146	94,515,548
Al-Khatam Telecom	TZNI	4.200	4.200	4.010	4.100	4.200	4.010	4.200	-4.52	48	634,445	2,602,386
Total of Telecommunication Sector										214	6,236,591	97,117,934
Insurance Sector												
Gulf Insurance	NGIR	0.440	0.440	0.440	0.440	0.450	0.440	0.450	-2.22	2	1,546,277	680,362
Total of Insurance Sector										2	1,546,277	680,362
Service Sector												
Baghdad -Iraq Transportation	SBPT	22.390	22.400	22.390	22.400	22.400	22.400	22.400	0.00	8	282,098	6,318,595
Al-Mosul for funfairs	SMOF	7.000	7.000	7.000	7.000	7.010	7.000	7.010	-0.14	4	700,000	4,900,000
Mamoura Realestate	SMRI	3.870	3.910	3.850	3.880	3.910	3.850	3.870	-0.52	42	4,201,282	16,300,365
Rehab Karbalaa	HKAR	0.660	0.660	0.650	0.650	0.660	0.650	0.660	-1.52	6	9,412	6,122
Total of Service Sector										60	5,192,792	27,525,082
Industrial Sector												
Baghdad Soft Drinks	IBSD	6.600	6.750	6.580	6.680	6.640	6.740	6.600	2.12	115	15,020,251	100,340,205
Iraqi For Tufted Carpets	IITC	22.500	22.500	22.500	22.500	22.900	22.500	22.510	-0.04	3	101,000	2,272,500
Al -Khazer Construction Material	IKHC	1.200	1.200	1.200	1.200	1.200	1.200	1.200	0.00	1	38,150	45,780
Al-Kindi of Veterinary Vaccines	IKLV	2.790	2.800	2.770	2.800	2.800	2.770	2.790	-0.72	5	236,149	660,135
Al-Mansour Pharmaceuticals Ind	IMAP	2.620	2.620	2.610	2.620	2.620	2.620	2.620	0.00	98	6,750,000	17,682,500
Modern Sewing	IMOS	5.400	5.400	5.400	5.400	5.410	5.400	5.400	0.00	7	5,154,000	27,831,600
Total of Industrial Sector										229	27,299,550	148,832,720
Hotels Sector												
Baghdad Hotel	HBAG	12.400	12.500	12.250	12.470	12.140	12.480	12.000	4.00	23	1,082,375	13,501,723
Ishtar Hotels	HISH	9.100	9.110	9.100	9.110	9.110	9.110	9.110	0.00	15	892,764	8,130,330
Mansour Hotel	HMAN	65.010	65.010	62.000	62.110	65.070	62.000	65.010	-4.63	13	65,404	4,061,944
Tourist Village of Mosul dam	HTVM	14.000	14.000	14.000	14.000	14.070	14.000	14.000	0.00	20	174,077	2,437,078
Total of Hotels Sector										71	2,214,620	28,131,075
Agricultural Sector												
Babil Animal & Vegetable Produ	ABAP	8.000	8.000	7.490	7.650	8.000	7.510	8.000	-6.12	21	734,614	5,617,867
Agricultural Products Meat	AIPM	5.300	5.300	5.250	5.250	5.300	5.250	5.300	-0.94	4	352,812	1,852,404
Modern for Animal Production	AMAP	0.360	0.360	0.360	0.360	0.360	0.360	0.360	0.00	5	1,200,500	432,180
Total of Agricultural Sector										30	2,287,926	7,902,450
Total Of Regular										1,352	766,574,646	1,448,222,502

Second Platform Market Bulletin No (108)



Company Name	Code	opening Price	highest price	lowest price	Average price	Prev Average price	Closing Price	prev closing price	change (%)	No.of Trades	Traded Volume	Traded Value
Banks Sector												
Iraq Noor Islamic Bank for Inves	BINI	0.230	0.230	0.230	0.230	0.230	0.230	0.230	0.00	2	561,846	129,225
International Islamic Bank	BINT	0.200	0.200	0.200	0.200	0.200	0.200	0.200	0.00	2	24,850	4,970
Al-Ataa Islamic Bank	BLAD	0.100	0.100	0.100	0.100	0.100	0.100	0.100	0.00	3	204	20
Credit Bank Of Iraq	BROI	0.560	0.560	0.560	0.560	0.570	0.560	0.570	-1.75	4	2,746,513	1,538,047
Trans Iraq Bank Investment	BTRI	0.300	0.300	0.300	0.300	0.300	0.300	0.300	0.00	1	159,045	47,714
Total of Banks Sector										12	3,492,458	1,719,976
Service Sector												
Al-Ameen Estate Investment	SAEI	1.660	1.660	1.660	1.660	1.670	1.660	1.680	-1.19	3	56,199	93,290
Total of Industrial Sector										3	56,199	93,290
Industrial Sector												
Fallujah for construction Materi	IFCM	2.800	2.850	2.800	2.810	2.820	2.800	2.800	0.00	20	1,631,000	4,587,800
National Furniture Industries	IHFI	0.900	0.900	0.900	0.900	1.000	0.900	1.000	-10.00	5	300,261	270,235
Total of Industrial Sector										25	1,931,261	4,858,035
Hotels Sector												
Ashour Hotel	HASH	27.300	27.300	27.300	27.300	27.300	27.300	27.300	0.00	2	2,948	80,480
Total of Hotels Sector										2	2,948	80,480
Total of Non Regular										42	5,482,866	6,751,781

Undisclosed Platform Companies Bulletin No (108)



Company Name	Code	opening Price	highest price	lowest price	Average price	Prev Average price	Closing Price	prev closing price	change (%)	No.of Trades	Traded Volume	Traded Value
Service Sector												
AL-Badia for General Trans	SBAG	1.450	1.450	1.450	1.450	1.410	1.450	1.410	2.84	5	2,100,000	3,045,000
General Transportation	SIGT	1.750	1.750	1.750	1.750	1.740	1.750	1.750	0.00	1	312	546
Total of Industrial Sector										6	2,100,312	3,045,546
Industrial Sector												
Electronic Industry	IELI	1.630	1.700	1.610	1.640	1.630	1.630	1.630	0.00	17	800,456	1,314,705
Modern Construction Materials	IMCM	1.650	1.650	1.650	1.650	1.650	1.650	1.650	0.00	2	4,217	6,958
National Chemical &Plastic	INCP	1.900	1.900	1.900	1.900	1.900	1.900	1.900	0.00	5	2,000,200	3,800,380
The Light Industries	ITLI	1.330	1.330	1.330	1.330	1.340	1.330	1.330	0.00	10	3,625,230	4,821,556
Total of Industrial Sector										34	6,430,103	9,943,599
Hotels Sector												
Palestine Hotel	HPAL	18.600	19.000	18.500	18.570	18.620	18.510	18.500	0.05	10	398,222	7,396,791
Al-Sadeer Hotel	HSAD	23.000	23.000	23.000	23.000	23.000	23.000	23.000	0.00	1	10,000	230,000
Total of Hotels Sector										11	408,222	7,626,791
Agricultural Sector												
Iraqi for Seed Production	AISP	6.840	6.900	6.800	6.840	6.720	6.820	6.840	-0.29	50	9,093,975	62,228,370
Total of Agricultural Sector										50	9093975	62,228,370
Total of Undisclosed										101	18,032,612	82,844,306
Grand Total										1,495	790,090,124	1,537,818,589

Iraq Stock Exchange not trading companies of Tuesday 23/6/2026

Company Names	Code	Previous Average Price	Closing Price
Banks Sector			
Elaf Islamic Bank	BELF	0.240	0.240
National Islamic Bank	BNAI	1.100	1.100
Asia Al Iraq Islamic Bank	BAIB	0.950	0.950
Cihan Bank for Islamic Investment&Finan	BCIH	2.200	2.200
Insurance Sector			
Al-Ameen for Insurance	NAME	0.850	0.850
Dar Al-Salam for Insurance	NDSA	0.780	0.780
Service Sector			
AL-Nukhba for Construction	SNUC	0.710	0.710
Kharkh Tour Amuzement City	SKTA	4.550	4.750
Industrial Sector			
Ready Made Clothes	IRMC	2.350	2.350
Iraqi Engineering Works	IIEW	5.600	5.600
Metallic Industries and Bicycles	IMIB	2.000	2.000
Hotels Sector			
National for Tourist Investment	HNTI	9.000	9.000
Babylon Hotel	HBAY	103.000	103.000
Agricultural Sector			
Iraqi Agricultural Products	AIRP	10.000	10.000
Middle East for Production- Fish	AMEF	5.990	5.990
Al-Ahlyia agricultural production	AAHP	2.110	2.110
Company Names	Code	Previous Average Price	Closing Price
Banks Sector			
International Development Bank	BIDB	1.050	1.050
Al-Qabidh Islamic Bank	BQAB	0.090	0.090
AL- Mal Islamic Bank	BMAL	1.000	1.000
Al-Mashreq Al-Arabi Islamic Bank	BAMS	0.850	0.850
Arab Islamic Bank	BAAI	1.000	1.000
Al-Rajih Islamic Bank	BRAJ	1.000	1.000
Al-Mustashar Islamic Bank for Investmen	BMUI	1.000	1.000
Trust International Islamic Bank	BTRU	0.750	0.750
World Islamic Bank for Investment	BWOR	1.000	1.000
Al janoob Islamic Bank	BJAB	0.940	0.940
Ameen Al-Iraq Islamic Bank	BAME	1.000	1.000
Al-Qurtas Islamic Bank	BQUR	1.000	1.000
Insurance Sector			
Al-Hamraa for Insurance	NHAM	5.200	5.200
Alahliya For Insurance	NAHF	0.820	0.820
Investment Sector			
Al-Ameen for Financial Investment	VAMF	0.690	0.690
AL-Wiaam for Financial Investment	VWIF	1.260	1.260
Industrial Sector			
Modern chemical industries	IMCI	100.000	100.000
Baghdad for Packing Materials	IBPM	2.860	2.860
Company Names	Code	Previous Average Price	Closing Price
Industrial Sector			
Iraqi Carton Manufactories	IICM	2.460	2.470
Iraqi Date Processing and Marketing	IIDP	2.400	2.400
Al-Hilal Industries	IHLI	1.700	1.700

Iraq Stock Exchange
Non Iraqis' Bulletin Tuesday June 23 2026
Regular Market



Non Iraqi Trading of Regular Market (Buy)

Company Names	Code	No.of trades	Traded Shares	Trading Volume
Banks Sector				
Bank Of Baghdad	BBOB	41	37,000,000	114,674,293
Iraqi Islamic Bank	BIIB	1	102,496	111,721
Ashur International Bank	BASH	1	300,000	84,000
Al-Mansour Bank	BMNS	10	150,000,000	291,000,000
Total Bank sector		53	187,402,496	405,870,014
Industry Sector				
Al-Mansour Pharmaceuticals Indu	IMAP	5	100,000	262,000
Total Industry sector		5	100,000	262,000
Grand Total		58	187,502,496	406,132,014

Non Iraqi Trading of Regular Market (Sell)

Company Names	Code	No.of trades	Traded Shares	Trading Volume
Banks Sector				
Bank Of Baghdad	BBOB	1	6,161,250	19,038,263
Al-Mansour Bank	BMNS	10	13,146,067	25,371,909
Total Bank sector		11	19,307,317	44,410,172
Telecommunication Sector				
Asia cell	TASC	24	1,500,000	25,347,241
Al-Khatem Telecoms	TZNI	9	40,021	166,270
Total Telecommunication sector		33	1,540,021	25,513,510
Grand Total		44	20,847,338	69,923,682

Iraq Stock Exchange

Tuesday 23/6/2026

OTC Platform Trading Bulletin No (108)

Company Name	Code	highest price	lowest price	Average price	No.of Trades	Traded Volume	Traded Value
Banks Sector							
Al-Warka Bank	BWAI	0.150	0.140	0.140	14	53,523,670	7,493,403
Total Of Money Service Sector					14	53,523,670	7,493,403
Total					14	53,523,670	7,493,403

Not Trading OTC Companies

Company Name	Code	Previous Average price
Banks Sector		
Hammurabi Commercial Bank	BHAM	—
Al-Sanam Islamic Bank	BSAN	3.000
Industrial Sector		
Kirkuk producing constructional materials	IKFP	2.800
Money Service Sector		
Rabee Securities	FRSE	9.050
Karmal Brokerage	FKSX	10.000
Iraqi Deposit Insurance Corporation	FIDI	1.000
Ishtar Gate for e-Paymant	FISH	1.000
Sama Baghdad Exchange	FSBE	—
Insurance Sector		
Almaseer Insurance Company	NMAS	—
Shatt Al Arab Insurance	NSHA	1.000
Al Badia Insurance	NBAD	—
Kurdistan Insurance	NKUI	0.500
Elaf Insurance	NELF	—
Dilina Insurance Company	NDIL	—

Iraq Stock Exchange

Tuesday 23/6/2026



سوق العراق للأوراق المالية
IRAQ STOCK EXCHANGE

Not Trading Bonds Bulletin

Bond type	Publish type	Code	last trading price	immortilize date
Banaa Bonds /Million ID	Second	CB20	964,981	19/12/2025
Eamar Bonds /Million ID	First	CB30	1,001,095	—
Eamar Bonds /Million ID	Second	CB40	—	—
Eamar Bonds /500 Thousand ID	Third	CB45	—	—
Eamar Bonds /Million ID	Third	CB50	—	—
Injaz Bonds /500 Thousand ID	First	CB55	—	—
Injaz Bonds /Million ID	First	CB60	951,110	—
Injaz Bonds /500 Thousand ID	Second	CB65	511,000	—
Injaz Bonds /Million ID	Second	CB70	965,050	—
Injaz Bonds /500 Thousand ID	Third	CB75	—	—
Injaz Bonds /Million ID	Third	CB80	978,182	—
National Bonds/Million ID	First	CB90	—	—
National Bonds/500 Thousand ID	Second	CB95	—	—
National Bonds/Million ID	Second	CB100	—	—