

Iraq Stock Exchange

Bulletin No (107)



سوق العراق للاوراق المالية
IRAQ STOCK EXCHANGE

ISX Trading Indices of Monday 22/6/2026

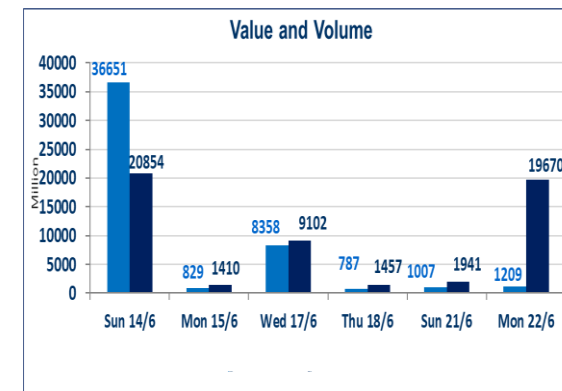
Traded Volume and OTC	1,209,575,835
-----------------------	---------------

Traded Value and OTC	19,670,886,383
----------------------	----------------

Traders	1908
---------	------

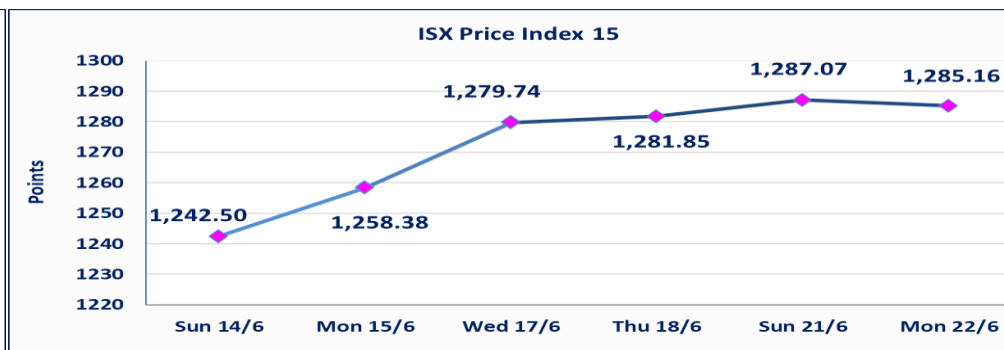
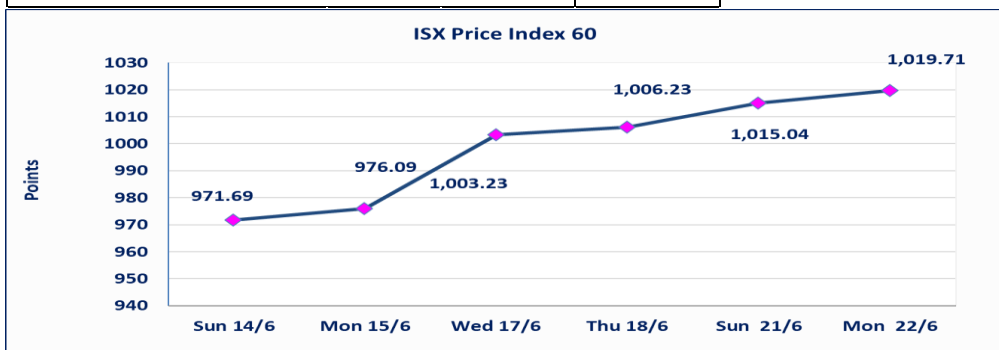
ISX Index 60	1019.71
Previous ISX Index60	1015.04
Change %	0.46
Change	4.67

ISX Index 15	1285.16
Previous ISX Index15	1287.07
Change %	-0.15
Change	-1.91



Listed Companies	103	OTC	14
Traded Listed Companies	45	OTC	1
GAM Companies			3
Suspended Companies			11

Non Traded listed	44	OTC	13
Higher Companies			9
Lower Companies			18



special orders	Al-Karmel Brokerage Company executed a deliberate cross order on the shares of Palestine Hotel Company with a number of shares (316,167,559) shares, and a value of (5,887,039,948) dinars, during the additional session time (after 1 pm) in accordance with the procedures for executing large transactions.
special orders	Al-Karmel Brokerage Company executed a deliberate cross order on the shares of Al-Mansour Hotels Company with a number of shares (186,000,000) shares, and a value of (12,103,020,000) dinars, during the additional session time (after 1 pm) in accordance with the procedures for executing large transactions.

ISX top gaining and losing companies

Monday 22/6/2026

Gainers

Company Name	Closing Price	Change (%)	Traded Volume
Rehab Karbalaa	0.660	20.00	20,000
Kurdistan International Bank	1.200	9.09	6,713
Mansour Hotel	65.010	8.35	186,135,435
National for Tourist Investment	9.000	4.65	10,000
Bank of Baghdad	3.020	3.78	43,905,145

Losers

Company Name	Closing Price	Change (%)	Traded Volume
Iraq Noor Islamic Bank for Investr	0.230	-4.17	151,381
Ashur International Bank	0.280	-3.45	3,674,959
Baghdad Hotel	12.000	-3.23	3,648,775
Al-Hamraa for Insurance	5.200	-2.80	1,312
Gulf Commercial Bank	0.350	-2.78	25,080,765

The most active companies in term of traded volume and value

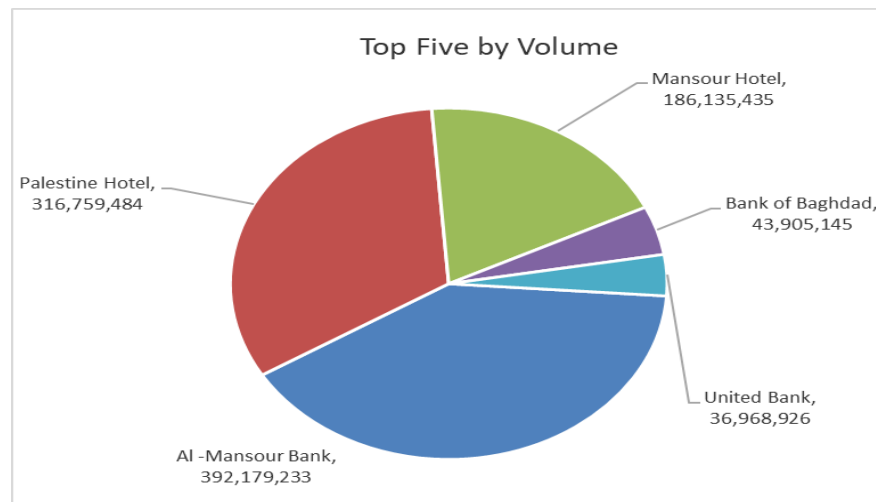
Traded Volume

Company Name	Closing Price	Change (%)	Traded Volume
Al -Mansour Bank	1.940	0.52	392,179,233
Palestine Hotel	18.500	-0.80	316,759,484
Mansour Hotel	65.010	8.35	186,135,435
Bank of Baghdad	3.020	3.78	43,905,145
United Bank	0.060	0.00	36,968,926

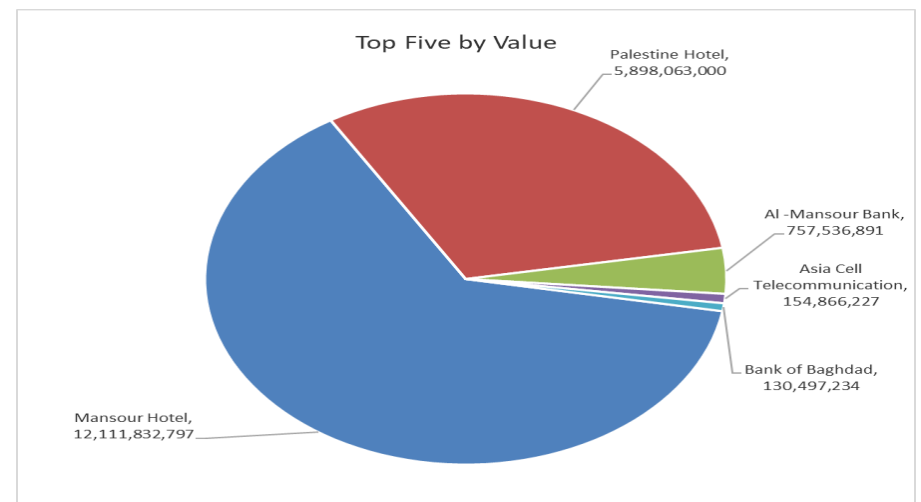
Traded Value

Company Name	Closing Price	Change (%)	Traded Value
Mansour Hotel	65.010	8.35	12,111,832,797
Palestine Hotel	18.500	-0.80	5,898,063,000
Al -Mansour Bank	1.940	0.52	757,536,891
Asia Cell Telecommunication	16.950	-0.18	154,866,227
Bank of Baghdad	3.020	3.78	130,497,234

Top Five by Volume



Top Five by Value



Regular Market Bulletin No (107)



Company Name	Code	opening Price	highest price	lowest price	Average price	Prev Average price	Closing Price	prev closing price	change (%)	No.of Trades	Traded Volume	Traded Value
Banks Sector												
Ashur International Bank	BASH	0.300	0.300	0.280	0.290	0.280	0.280	0.290	-3.45	12	3,674,959	1,061,331
Bank of Baghdad	BBOB	2.910	3.040	2.910	2.970	2.860	3.020	2.910	3.78	173	43,905,145	130,497,234
Commercial Islamic Bank of Iraq	BCOI	0.700	0.700	0.690	0.690	0.690	0.690	0.700	-1.43	30	25,924,001	17,975,941
Economy Bank	BEFI	0.230	0.230	0.230	0.230	0.230	0.230	0.230	0.00	2	2,082,608	479,000
Gulf Commercial Bank	BGUC	0.360	0.360	0.350	0.360	0.360	0.350	0.360	-2.78	12	25,080,765	8,979,058
Iraqi Islamic Bank	BIIB	1.070	1.080	1.070	1.080	1.080	1.080	1.080	0.00	24	20,095,983	21,603,662
Middle East Bank	BIIME	0.080	0.080	0.080	0.080	0.080	0.080	0.080	0.00	2	30,414	2,433
Kurdistan International Bank	BKUI	1.300	1.300	1.200	1.240	1.100	1.200	1.100	9.09	5	6,713	8,313
Mosul Bank For Investment	BMFI	0.140	0.140	0.140	0.140	0.140	0.140	0.140	0.00	5	8,177,506	1,144,851
Al -Mansour Bank	BMNS	1.930	1.940	1.910	1.930	1.890	1.940	1.930	0.52	186	392,179,233	757,536,891
National Bank of Iraq	BNOI	4.010	4.030	3.950	3.990	4.030	4.030	4.010	0.50	146	23,994,649	95,652,164
Sumer Commercial Bank	BSUC	0.200	0.200	0.200	0.200	0.200	0.200	0.200	0.00	7	5,000,000	1,000,000
Al-Taif Islamic Bank	BTIB	0.850	0.900	0.850	0.870	0.900	0.900	0.900	0.00	6	423,050	369,304
United Bank	BUND	0.050	0.060	0.050	0.050	0.060	0.060	0.060	0.00	54	36,968,926	1,853,946
Total of Banks Sector										664	587,543,952	1,038,164,127
Telecommunication Sector												
Asia Cell Telecommunication	TASC	16.980	17.200	16.950	17.000	16.990	16.950	16.980	-0.18	134	9,111,622	154,866,227
Al-Khatam Telecom	TZNI	4.240	4.240	4.190	4.200	4.240	4.200	4.250	-1.18	29	1,305,916	5,486,602
Total of Telecommunication Sector										163	10,417,538	160,352,829
Insurance Sector												
Al-Ameen for Insurance	NAME	0.850	0.850	0.850	0.850	0.860	0.850	0.850	0.00	5	361,081	306,919
Total of Insurance Sector										5	361,081	306,919
Service Sector												
Baghdad -Iraq Transportation	SBPT	22.400	22.400	22.400	22.400	22.400	22.400	22.400	0.00	7	80,000	1,792,000
Kharkh Tour Amuzement City	SKTA	4.450	4.800	4.450	4.550	4.800	4.750	4.800	-1.04	35	3,150,000	14,325,000
Mamoura Realestate	SMRI	3.890	3.980	3.830	3.910	3.790	3.870	3.850	0.52	110	16,175,464	63,261,862
Rehab Karbalaa	HKAR	0.660	0.660	0.660	0.660	0.550	0.660	0.550	20.00	2	20,000	13,200
Total of Service Sector										154	19,425,464	79,392,062
Industrial Sector												
Baghdad Soft Drinks	IBSD	6.750	6.750	6.600	6.640	6.790	6.600	6.750	-2.22	175	18,770,488	124,580,453
Iraqi For Tufted Carpets	IITC	22.900	22.970	22.510	22.900	21.420	22.510	22.990	-2.09	3	33,000	755,800
Al-Kindi of Veterinary Vaccines	IKLV	2.800	2.800	2.790	2.800	2.800	2.790	2.800	-0.36	2	82,914	232,040
Al-Mansour Pharmaceuticals Ind	IMAP	2.620	2.630	2.600	2.620	2.610	2.620	2.620	0.00	453	27,890,398	72,982,911
Modern Sewing	IMOS	5.410	5.410	5.400	5.410	5.410	5.400	5.410	-0.18	10	5,176,291	28,003,158
Total of Industrial Sector										643	51,953,091	226,554,363
Hotels Sector												
Baghdad Hotel	HBAG	12.400	12.850	12.000	12.140	12.390	12.000	12.400	-3.23	51	3,648,775	44,310,367
Ishtar Hotels	HISH	9.100	9.110	9.100	9.110	9.150	9.110	9.120	-0.11	16	1,375,000	12,525,650
Mansour Hotel	HMAN	60.000	68.000	60.000	65.070	60.290	65.010	60.000	8.35	12	186,135,435	12,111,832,797
National for Tourist Investment	HNTI	9.000	9.000	9.000	9.000	8.600	9.000	8.600	4.65	1	10,000	90,000
Tourist Village of Mosul dam	HTVM	14.100	14.250	14.000	14.070	14.250	14.000	14.250	-1.75	5	52,291	735,824
Total of Hotels Sector										85	191,221,501	12,169,494,638
Agricultural Sector												
Babil Animal & Vegetable Produ	ABAP	8.000	8.000	8.000	8.000	8.060	8.000	8.000	0.00	7	26,386	211,088
Agricultural Products Meat	AIPM	5.300	5.300	5.300	5.300	5.300	5.300	5.300	0.00	4	10,908	57,812
Iraqi Agricultural Products	AIRP	10.000	10.000	10.000	10.000	10.000	10.000	10.000	0.00	1	900	9,000
Total of Agricultural Sector										12	38,194	277,900
Total Of Regular										1,726	860,960,821	13,674,542,838

Second Platform Market Bulletin No (107)



Company Name	Code	opening Price	highest price	lowest price	Average price	Prev Average price	Closing Price	prev closing price	change (%)	No.of Trades	Traded Volume	Traded Value
Banks Sector												
Iraq Noor Islamic Bank for Inves	BINI	0.230	0.230	0.230	0.230	0.240	0.230	0.240	-4.17	2	151,381	34,818
Credit Bank Of Iraq	BROI	0.570	0.570	0.570	0.570	0.570	0.570	0.570	0.00	2	1,253,487	714,488
Total of Banks Sector										4	1,404,868	749,305
Insurance Sector												
Al-Hamraa for Insurance	NHAM	5.200	5.200	5.200	5.200	5.350	5.200	5.350	-2.80	2	1,312	6,822
Total of Insurance Sector										2	1,312	6,822
Industrial Sector												
Fallujah for construction Materi	IFCM	2.850	2.900	2.800	2.820	2.860	2.800	2.860	-2.10	42	4,248,092	11,990,749
Total of Industrial Sector										42	4,248,092	11,990,749
Hotels Sector												
Ashour Hotel	HASH	27.300	27.300	27.300	27.300	27.300	27.300	27.300	0.00	1	182	4,969
Total of Hotels Sector										1	182	4,969
Total of Non Regular										49	5,654,454	12,751,846

Undisclosed Platform Companies Bulletin No (107)



Company Name	Code	opening Price	highest price	lowest price	Average price	Prev Average price	Closing Price	prev closing price	change (%)	No.of Trades	Traded Volume	Traded Value
Service Sector												
AL-Badia for General Trans	SBAG	1.410	1.410	1.410	1.410	1.410	1.410	1.410	0.00	2	94,832	133,713
Total of Industrial Sector										2	94,832	133,713
Industrial Sector												
Electronic Industry	IELI	1.630	1.630	1.630	1.630	1.640	1.630	1.630	0.00	1	1,219	1,987
National Chemical &Plastic	INCP	1.900	1.900	1.900	1.900	1.900	1.900	1.900	0.00	1	999,800	1,899,620
The Light Industries	ITLI	1.350	1.450	1.330	1.340	1.330	1.330	1.340	-0.75	16	6,283,000	8,448,150
Total of Industrial Sector										18	7,284,019	10,349,757
Hotels Sector												
Palestine Hotel	HPAL	18.700	18.800	18.500	18.620	18.640	18.500	18.650	-0.80	35	316,759,484	5,898,063,000
Total of Hotels Sector										35	316,759,484	5,898,063,000
Agricultural Sector												
Iraqi for Seed Production	AISP	6.690	6.840	6.680	6.720	6.610	6.840	6.690	2.24	60	10,984,774	73,869,612
Total of Agricultural Sector										60	10984774	73,869,612
Total of Undisclosed										115	335,123,109	5,982,416,082
Grand Total										1,890	1,201,738,384	19,669,710,766

Iraq Stock Exchange not trading companies of Monday 22/6/2026

Company Names	Code	Previous Average Price	Closing Price
Banks Sector			
Investment Bank of Iraq	BIBI	0.270	0.270
Elaf Islamic Bank	BELF	0.240	0.240
Union Bank of Iraq	BUOI	0.170	0.017
National Islamic Bank	BNAI	1.100	1.100
Asia Al Iraq Islamic Bank	BAIB	0.950	0.950
Cihan Bank for Islamic Investment&Finan	BCIH	2.200	2.200
Insurance Sector			
Gulf Insurance	NGIR	0.450	0.450
Dar Al-Salam for Insurance	NDSA	0.780	0.780
Service Sector			
AL-Nukhba for Construction	SNUC	0.710	0.710
Al-Mosul for funfairs	SMOF	7.010	7.010
Industrial Sector			
Ready Made Clothes	IRMC	2.350	2.350
Al -Khazer Construction Materials	IKHC	1.200	1.200
Iraqi Engineering Works	IIEW	5.600	5.600
Metallic Industries and Bicycles	IMIB	2.000	2.000
Hotels Sector			
Babylon Hotel	HBAY	103.000	103.000
Agricultural Sector			
Modern for Animal Production	AMAP	0.360	0.360
Middle East for Production- Fish	AMEF	5.990	5.990
Al-Ahlyia agricultural production	AAHP	2.110	2.110
Company Names	Code	Previous Average Price	Closing Price
Banks Sector			
International Islamic Bank	BINT	0.200	0.200
Region Trade Bank	BRTB	1.010	1.010
Trans Iraq Bank Investment	BTRI	0.300	0.300
International Development Bank	BIDB	1.050	1.050
Al-Qabidh Islamic Bank	BQAB	0.090	0.090
AL- Mal Islamic Bank	BMAL	1.000	1.000
Al-Mashreq Al-Arabi Islamic Bank	BAMS	0.850	0.850
Arab Islamic Bank	BAAI	1.000	1.000
Al-Rajih Islamic Bank	BRAJ	1.000	1.000
Al-Mustashar Islamic Bank for Investmen	BMUI	1.000	1.000
Trust International Islamic Bank	BTRU	0.750	0.750
World Islamic Bank for Investment	BWOR	1.000	1.000
Al janoob Islamic Bank	BJAB	0.940	0.940
Ameen Al-Iraq Islamic Bank	BAME	1.000	1.000
Al-Ataa Islamic Bank	BLAD	0.100	0.100
Al-Qurtas Islamic Bank	BQUR	1.000	1.000
Insurance Sector			
Alahliya For Insurance	NAHF	0.820	0.820
Service Sector			
Al-Ameen Estate Investment	SAEI	1.670	1.680
Investment Sector			
Al-Ameen for Financial Investment	VAMF	0.690	0.690
AL-Wiaam for Financial Investment	VWIF	1.260	1.260
Industrial Sector			
Modern chemical industries	IMCI	100.000	100.000
National Furniture Industries	IHFI	1.000	1.000
Baghdad for Packing Materials	IBPM	2.860	2.860
Company Names	Code	Previous Average Price	Closing Price
Service Sector			
General Transportation	SIGT	1.740	1.750
Industrial Sector			
Al-Hilal Industries	IHLI	1.700	1.700
Modern Construction Materials	IMCM	1.650	1.650

Iraq Stock Exchange
Non Iraqis' Bulletin Monday Jun 22 2026
Regular Market



Non Iraqi Trading of Regular Market (Buy)

Company Names	Code	No.of trades	Traded Shares	Trading Volume
Banks Sector				
Bank Of Baghdad	BBOB	1	50,000	148,500
Iraqi Islamic Bank	BIIB	4	4,090,983	4,418,262
Al-Mansour Bank	BMNS	26	150,046,380	290,044,418
Total Bank sector		31	154,187,363	294,611,179
Grand Total		31	154,187,363	294,611,179

Non Iraqi Trading of Regular Market (Sell)

Company Names	Code	No.of trades	Traded Shares	Trading Volume
Telecommunication Sector				
Asia cell	TASC	38	1,500,000	25,470,562
Total Telecommunication sector		38	1,500,000	25,470,562
Grand Total		38	1,500,000	25,470,562

Iraq Stock Exchange

Monday 22/6/2026

OTC Platform Trading Bulletin No (107)

Company Name	Code	highest price	lowest price	Average price	No.of Trades	Traded Volume	Traded Value
Banks Sector							
Al-Warka Bank	BWAI	0.150	0.150	0.150	18	7,837,451	1,175,618
Total Of Money Service Sector					18	7,837,451	1,175,618
Total					18	7,837,451	1,175,618

Not Trading OTC Companies

Company Name	Code	Previous Average price
Banks Sector		
Hammurabi Commercial Bank	BHAM	—
Al-Sanam Islamic Bank	BSAN	3.000
Industrial Sector		
Kirkuk producing constructional materials	IKFP	2.800
Money Service Sector		
Rabee Securities	FRSE	9.050
Karmal Brokerage	FKSX	10.000
Iraqi Deposit Insurance Corporation	FIDI	1.000
Ishtar Gate for e-Paymant	FISH	1.000
Sama Baghdad Exchange	FSBE	—
Insurance Sector		
Shatt Al Arab Insurance	NSHA	1.000
Al Badia Insurance	NBAD	—
Kurdistan Insurance	NKUI	0.500
Elaf Insurance	NELF	—
Dilina Insurance Company	NDIL	—

Iraq Stock Exchange

Monday 22/6/2026



سوق العراق للاوراق المالية
IRAQ STOCK EXCHANGE

Not Trading Bonds Bulletin

Bond type	Publish type	Code	last trading price	immortilize date
Banaa Bonds /Million ID	Second	CB20	964,981	19/12/2025
Eamar Bonds /Million ID	First	CB30	1,001,095	—
Eamar Bonds /Million ID	Second	CB40	—	—
Eamar Bonds /500 Thousand ID	Third	CB45	—	—
Eamar Bonds /Million ID	Third	CB50	—	—
Injaz Bonds /500 Thousand ID	First	CB55	—	—
Injaz Bonds /Million ID	First	CB60	951,110	—
Injaz Bonds /500 Thousand ID	Second	CB65	511,000	—
Injaz Bonds /Million ID	Second	CB70	965,050	—
Injaz Bonds /500 Thousand ID	Third	CB75	—	—
Injaz Bonds /Million ID	Third	CB80	978,182	—
National Bonds/Million ID	First	CB90	—	—
National Bonds/500 Thousand ID	Second	CB95	—	—
National Bonds/Million ID	Second	CB100	—	—