

# Iraq Stock Exchange



Trading Session Monday 22/4/2024 -

Traded Volume 1,062,653,415

ISX Index 60 970.71

Previous ISX Index60 973.24

Change % -0.26

Change -2.53

Listed Companies 103

Traded Companies 47

General Assembly Co. 4

Suspended Co. 2

Bulletin No (75) of 2024

Traded Value 1,634,835,379 Trades 903

ISX Index 15 1081.99

Previous ISX Index15 1080.28

Change % 0.16

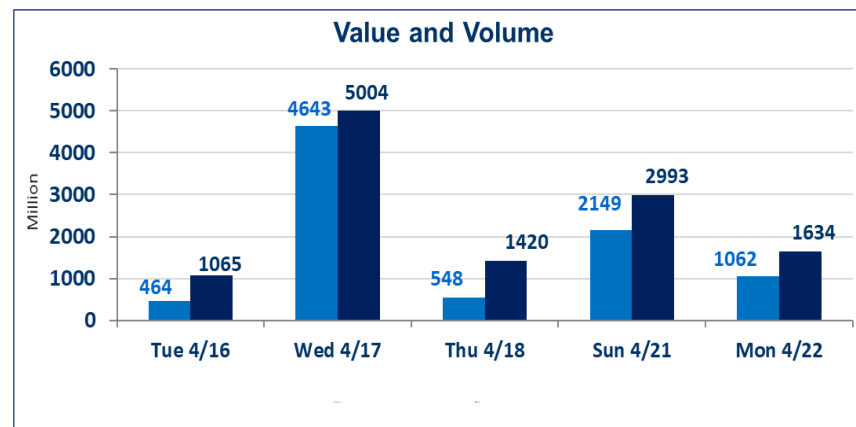
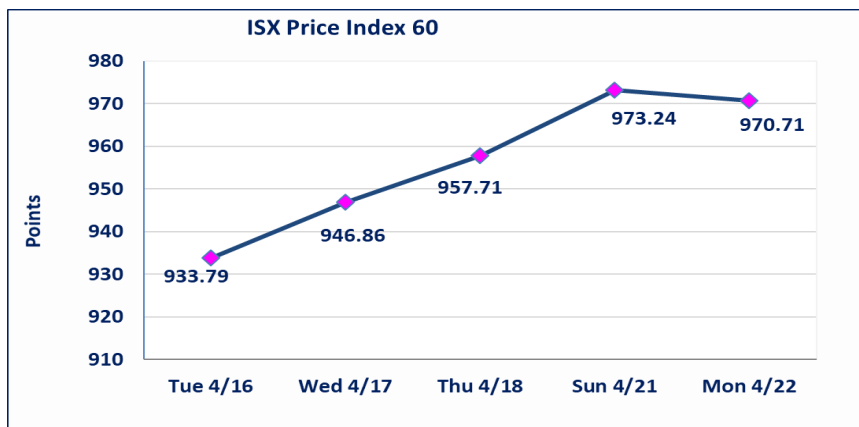
Change 1.71

Non Traded Co. 50

High Companies 16

Low Companies 10

Un Listed Companies OTC 2



### Gainers

Company Name	Closing Price	Change (%)	Traded Volume
Trans Iraq Bank for Investment	0.740	13.85	160,364
Kurdistan International Bank	0.850	10.39	200,000
Metallic Industries and Bicycles	1.900	8.57	2,542,494
Dar Al-Salam for Insurance	0.830	5.06	11,590,208
Palestine Hotel	23.000	4.55	3,100,000

### Losers

Company Name	Closing Price	Change (%)	Traded Volume
Al -Khazer Road for Construction	2.600	-13.33	1,146
Ashur International Bank	0.310	-3.12	12,000,000
Al -Mansour Bank	1.430	-2.05	241,232,406
Iraqi Islamic Bank	1.110	-1.77	55,426,504
Al-Ameen Estate Investment	2.850	-1.72	1,936,465

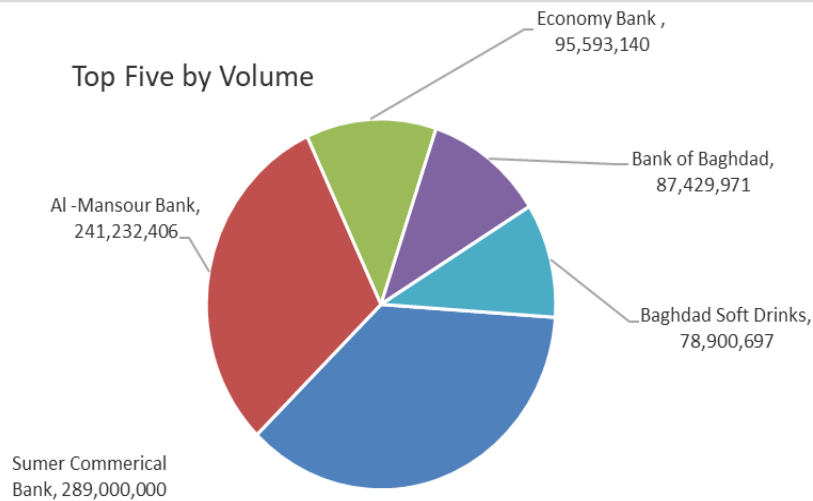
### Traded Volume

Company Name	Closing Price	Change (%)	Traded Volume
Sumer Commerical Bank	0.100	0.00	289,000,000
Al -Mansour Bank	1.430	-2.05	241,232,406
Economy Bank	0.200	0.00	95,593,140
Bank of Baghdad	3.990	0.25	87,429,971
Baghdad Soft Drinks	4.450	0.23	78,900,697

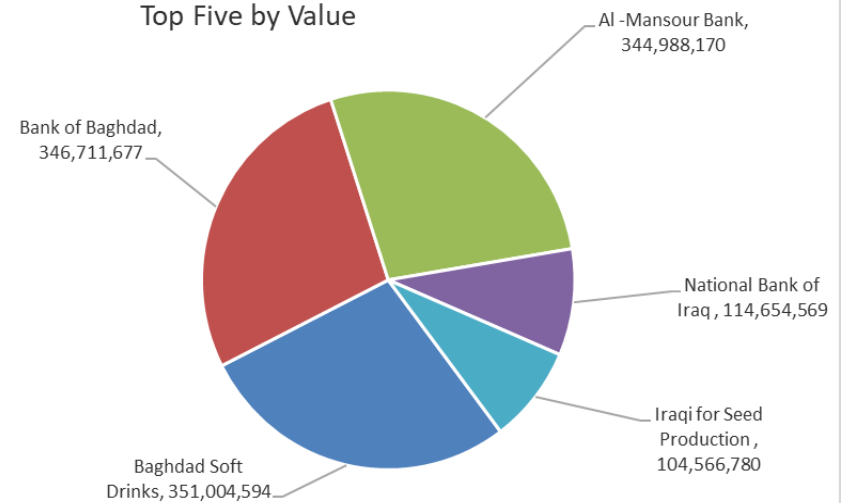
### Traded Value

Company Name	Closing Price	Change (%)	Traded Value
Baghdad Soft Drinks	4.450	0.23	351,004,594
Bank of Baghdad	3.990	0.25	346,711,677
Al -Mansour Bank	1.430	-2.05	344,988,170
National Bank of Iraq	3.030	-0.66	114,654,569
Iraqi for Seed Production	8.500	0.00	104,566,780

Top Five by Volume



Top Five by Value



## Regular Market Bulletin No (75)



Company Name	Code	opening Price	highest price	lowest price	Average price	Prev Average price	Closing Price	prev closing price	change (%)	No.of Trades	Traded Volume	Traded Value
<b>Banks Sector</b>												
Ashur International Bank	BASH	0.310	0.310	0.310	0.310	0.320	0.310	0.320	-3.12	11	12,000,000	3,720,000
Bank of Baghdad	BBOB	3.980	3.990	3.950	3.970	3.960	3.990	3.980	0.25	122	87,429,971	346,711,677
Commercial Bank of Iraq	BCOI	0.820	0.820	0.820	0.820	0.820	0.820	0.820	0.00	2	1,000,000	820,000
Economy Bank	BEFI	0.200	0.200	0.200	0.200	0.200	0.200	0.200	0.00	10	95,593,140	19,118,628
Gulf Commercial Bank	BGUC	0.190	0.190	0.190	0.190	0.190	0.190	0.190	0.00	2	120,000	22,800
Investment Bank of Iraq	BIBI	0.370	0.370	0.370	0.370	0.370	0.370	0.370	0.00	18	5,940,199	2,197,874
Iraqi Islamic Bank	BIIB	1.160	1.160	1.100	1.120	1.140	1.110	1.130	-1.77	72	55,426,504	62,095,998
Middle East Bank	BIME	0.110	0.110	0.110	0.110	0.110	0.110	0.110	0.00	12	31,501,000	3,465,110
Kurdistan International Bank	BKUI	0.850	0.850	0.850	0.850	0.760	0.850	0.770	10.39	1	200,000	170,000
Mosul Bank For Investment	BMFI	0.200	0.200	0.200	0.200	0.200	0.200	0.200	0.00	1	1,000	200
Al -Mansour Bank	BMNS	1.460	1.470	1.410	1.430	1.450	1.430	1.460	-2.05	129	241,232,406	344,988,170
National Islamic Bank	BNAI	0.600	0.600	0.600	0.600	0.600	0.600	0.600	0.00	7	8,000,000	4,800,000
National Bank of Iraq	BNOI	3.070	3.080	3.030	3.050	3.050	3.040	3.050	-0.32	98	37,562,666	114,654,569
Sumer Commerical Bank	BSUC	0.100	0.110	0.100	0.100	0.100	0.100	0.100	0.00	12	289,000,000	29,200,000
Al-Taif Islamic Bank	BTIB	0.700	0.700	0.690	0.690	0.710	0.690	0.700	-1.43	3	14,138	9,768
United Bank	BUND	0.080	0.080	0.080	0.080	0.080	0.080	0.080	0.00	3	30,001,000	2,400,080
<b>Total Of Banks Sector</b>										<b>503</b>	<b>895,022,024</b>	<b>934,374,874</b>
<b>Telecommunication Sector</b>												
Asia Cell Telecommunication	TASC	9.800	9.900	9.800	9.860	9.770	9.890	9.830	0.61	33	2,716,464	26,778,742
<b>Total Of Telecommunication</b>										<b>33</b>	<b>2,716,464</b>	<b>26,778,742</b>
<b>Insurance Sector</b>												
Dar Al-Salam for Insurance	NDSA	0.790	0.830	0.790	0.830	0.790	0.830	0.790	5.06	2	11,590,208	9,596,264
Gulf Insurance	NGIR	0.350	0.350	0.350	0.350	0.340	0.350	0.340	2.94	1	50,000	17,500
<b>Total Of Insurance Sector</b>										<b>3</b>	<b>11,640,208</b>	<b>9,613,764</b>
<b>Services Sector</b>												
Baghdad -Iraq Transportatio	SBPT	37.000	37.500	37.000	37.060	37.010	37.000	37.000	0.00	8	160,000	5,929,250
Kharkh Tour Amuzement Cit	SKTA	4.700	4.750	4.700	4.710	4.610	4.750	4.610	3.04	32	2,261,000	10,639,750
Al-Mosul for funfairs	SMOF	8.900	8.900	8.900	8.900	9.000	8.900	9.000	-1.11	1	1,000	8,900
Mamoura Realstate Invest	SMRI	7.050	7.100	7.050	7.090	7.050	7.100	7.050	0.71	7	342,902	2,432,484
<b>Total Of Services Sector</b>										<b>48</b>	<b>2,764,902</b>	<b>19,010,384</b>
<b>Industry Sector</b>												
Baghdad Soft Drinks	IBSD	4.440	4.490	4.420	4.450	4.390	4.450	4.440	0.23	60	78,900,697	351,004,594
Iraqi Marketing Date	IIDP	1.630	1.630	1.630	1.630	1.630	1.630	1.630	0.00	2	100,000	163,000
Al -Khazer Road for Constr	IKHC	2.600	2.600	2.600	2.600	3.000	2.600	3.000	-13.33	1	1,146	2,980
Al-Mansour Pharmaceutical	IMAP	1.930	1.950	1.930	1.950	1.930	1.950	1.930	1.04	6	1,001,000	1,951,947
Metallic Industries and Bicy	IMIB	1.720	1.900	1.720	1.790	1.770	1.900	1.750	8.57	8	2,542,494	4,544,805
Ready Made Clothes	IRMC	3.900	3.900	3.900	3.900	3.900	3.900	3.900	0.00	1	1,000	3,900
<b>Total Of Industry Sector</b>										<b>78</b>	<b>82,546,337</b>	<b>357,671,225</b>
<b>Hotels Sector</b>												
Baghdad Hotel	HBAG	11.250	11.250	11.250	11.250	11.250	11.250	11.250	0.00	2	550,000	6,187,500
Ishtar Hotel	HISH	9.390	9.390	9.260	9.260	9.310	9.270	9.400	-1.38	21	4,200,000	38,894,130
Tourist Village of Mosul dan	HTVM	11.000	11.000	11.000	11.000	11.000	11.000	11.000	0.00	4	70,000	770,000
<b>Total Of Hotels Sector</b>										<b>27</b>	<b>4,820,000</b>	<b>45,851,630</b>

Agriculture Sector												
Agricultural Products Meat	AIPM	5.000	5.000	5.000	5.000	5.000	5.000	5.000	0.00	3	101,000	505,000
Iraqi for Seed Production	AISP	8.500	8.510	8.450	8.500	8.510	8.500	8.500	0.00	98	12,304,680	104,566,780
Total Of Agriculture Sector										101	12,405,680	105,071,780
Total Of Regular										793	1,011,915,615	1,498,372,399

### Non Regular Market Bulletin No (75)

Company Name	Code	opening Price	highest price	lowest price	Average price	Prev Average price	Closing Price	prev closing price	change (%)	No.of Trades	Traded Volume	Traded Value
Banks Sector												
International Islamic Bank	BINT	0.510	0.510	0.500	0.510	0.530	0.510	0.510	0.00	17	4,000,000	2,035,000
Credit Bank	BROI	1.050	1.070	1.050	1.060	1.040	1.070	1.050	1.90	17	9,302,000	9,873,120
Trans Iraq Bank for Investm	BTRI	0.740	0.740	0.740	0.740	0.650	0.740	0.650	13.85	2	160,364	118,669
Total Of Banks Sector										36	13,462,364	12,026,789
Services Sector												
Al-Ameen Estate Investmen	SAEI	2.860	2.860	2.850	2.850	2.900	2.850	2.900	-1.72	6	1,936,465	5,523,925
Total Of Services Sector										6	1,936,465	5,523,925
Industry Sector												
Baghdad for Packing Materi	IBPM	2.850	2.850	2.850	2.850	2.800	2.850	2.800	1.79	1	238,568	679,919
Fallujah for construction Ma	IFCM	3.700	3.700	3.650	3.660	3.700	3.650	3.700	-1.35	13	4,900,244	17,935,903
Total Of Industry Sector										14	5,138,812	18,615,822
Total Of Non Regular										56	20,537,641	36,166,536

### Undisclosed Platform Companies Bulletin (75)

Company Name	Code	opening Price	highest price	lowest price	Average price	Prev Average price	Closing Price	prev closing price	change (%)	No.of Trades	Traded Volume	Traded Value
Industry Sector												
Al-Hilal Industries	IHLI	0.990	0.990	0.990	0.990	0.980	0.990	0.980	1.02	4	228,800	226,512
Iraqi Carton Manufacturies	IICM	1.170	1.170	1.160	1.170	1.170	1.170	1.170	0.00	32	21,530,000	25,174,800
Modern Construction Mater	IMCM	0.630	0.630	0.630	0.630	0.630	0.630	0.630	0.00	1	109	69
National Chemical &Plastic	INCP	1.810	1.850	1.810	1.840	1.820	1.850	1.820	1.65	4	2,681,250	4,933,063
The Light Industries	ITLI	0.700	0.700	0.700	0.700	0.700	0.700	0.700	0.00	3	660,000	462,000
Total Of Industry Sector										44	25,100,159	30,796,443
Services Sector												
AL-Badia for General Trans	SBAG	0.600	0.600	0.600	0.600	0.600	0.600	0.600	0.00	2	2,000,000	1,200,000
Total Of Services Sector										2	2,000,000	1,200,000
Hotels Sector												
Palestine Hotel	HPAL	22.000	23.000	22.000	22.030	22.000	23.000	22.000	4.55	8	3,100,000	68,300,000
Total Of Hotels Sector										8	3,100,000	68,300,000
Total of un disclosed										54	30,200,159	100,296,443
Grand Total										903	1,062,653,415	1,634,835,379



## Not Trading Bonds Bulletin

Bond type	Publish type	Code	last trading price	immortilize date
Banaa Bonds / million ID	First	CB10	1030000	10/12/2025
Banaa Bonds / million ID	second	CB20	964981	19/12/2025
Amara Bonds /500 thousand	First	CB25	—	9/10/2025
Amara Bonds /Million ID	First	CB30	984000	9/10/2027
Amara Bonds /500 thousand	Second	CB35	—	—
Amara Bonds /Million ID	Second	CB40	—	—
Amara Bonds /Third publish	according to ISC and BOG decision list and trade Amara Third publish , start deposit from 28/3/2024 and first trading will be on Wednesday 21/4/2024			

# Iraq Stock Exchange



Trading Session Monday 22/4/2024

## Not Trading OTC

Company Name	Code	Previous Average price
Rabee Securities	FRSE	—
Karmal Brokerage	FKSX	10.000

Iraq Stock Exchange  
 Non Iraqis' Bulletin Monday April 22 2024  
 Regular Market



Non Iraqi Trading of Regular Market (Buy)

Company Names	Code	No.of trades	Traded Shares	Trading Volume
<b>Banks Sector</b>				
Bank Of Baghdad	BBOB	5	6,300,000	25,079,500
National Bank Of Iraq	BNOI	3	200,000	613,000
Gulf Commercial Bank	BGUC	1	100,000	19,000
Al-Mansour Bank	BMNS	1	100,000	141,000
<b>Total Bank sector</b>		<b>10</b>	<b>6,700,000</b>	<b>25,852,500</b>
<b>Grand Total</b>		<b>10</b>	<b>6,700,000</b>	<b>25,852,500</b>

Non Iraqi Trading of Regular Market (Sell)

Company Names	Code	No.of trades	Traded Shares	Trading Volume
<b>Banks Sector</b>				
Bank Of Baghdad	BBOB	1	2,000,000	7,940,000
Kurdistan International Bank	BKUI	1	200,000	170,000
<b>Total Bank sector</b>		<b>2</b>	<b>2,200,000</b>	<b>8,110,000</b>
<b>Grand Total</b>		<b>2</b>	<b>2,200,000</b>	<b>8,110,000</b>

Non Iraqi Trading of Undisclosed Platform (Sell)

Company Names	Code	No.of trades	Traded Shares	Trading Volume
<b>Hotel Sector</b>				
Palestine Hotel	HPAL	1	100,000	2,300,000
<b>Total Hotel Sector</b>		<b>1</b>	<b>100,000</b>	<b>2,300,000</b>
<b>Grand Total</b>		<b>1</b>	<b>100,000</b>	<b>2,300,000</b>

## Iraq Stock Exchange non trading companies on Monday 22/4/2024

Company Names	Code	Previous Average Price	Closing Price
<b>Banking Sector</b>			
Cihan Islamic Bank	BCIH	2.200	2.200
Union Bank of Iraq	BUOI	0.220	0.220
Elaf Islamic Bank	BELF	0.550	0.550
Asia Al Iraq Islamic Bank	BAIB	0.900	0.900
<b>Telecommunication Sector</b>			
Al-Khatem Telecoms	TZNI	2.430	2.430
<b>Insurance Sector</b>			
Al-Ameen for Insurance	NAME	0.710	0.700
<b>Services Sector</b>			
Rehab Karbala	HKAR	0.820	0.820
		9.000	9.000
Al-Nukhba for construction	SNUC	0.670	0.670
<b>Industry Sector</b>			
Iraqi Engineering Works	IIEW	4.500	4.500
Modern Sewing	IMOS	10.000	10.000
Iraqi For Tufted Carpets	IITC	14.520	14.520
Al-Kindi of Veterinary Vaccines	IKLV	1.700	1.700
<b>Hotels Sector</b>			
Babylon Hotel	HBAY	110.000	110.000
Al-Mansour Hotel	HMAN	44.470	44.000
<b>Agriculture Sector</b>			
		5.000	5.000
Middle East for Production- Fish	AMEF	7.300	7.300
Iraqi Agricultural Products	AIRP	19.500	19.500
Modern for Animal Production	AMAP	0.550	0.550
Al-Ahlyia agricultural production	AAHP	0.950	0.950
Company Names	Code	Previous Average Price	Closing Price
<b>Banks Sector</b>			
World Islamic Bank	BWOR	1.000	1.000
Zain Al-Iraq Islamic Bank	BZII	0.340	0.340
Al-Qurtas Islamic Bank	BQUR	1.000	1.000
Arabiya Islamic Bank	BAAI	1.000	1.000
Al Janoob Islamic Bank Investment	BJAB	1.000	1.000
Region Trade Bank	BRTB	1.000	1.000
Erbil Bank	BERI	0.110	0.110
Ameen Al Iraq Islamic Bank	BAME	1.000	1.000
International Development Bank	BIDB	1.000	1.000
Al- Qabidh Islamic Bank	BQAB	0.240	0.240
Al Anssari Islamic Bank	BANS	1.000	1.000
Iraq Noor Islamic Bank	BINI	1.050	1.050
AL- Mashreq al-Arabi Islamic Bank	BAMS	-	-
Erbil Bank	BERI	0.110	0.110
Trust International Islamic Bank	BTRU	0.750	0.750
Al Attaa Islamic Bank	BLAD	0.130	0.130
Al Mustashar Bank	BMUI	1.000	1.000
<b>Insurance Sector</b>			
Alahliya For Insurance	NAHF	0.330	0.330
Al -Hamraa Insurance	NHAM	0.700	0.700
<b>Investment Sector</b>			
Al-Zawraa for Financial Investment	VZAF	0.180	0.180
AL-Wiaam for Financial Investment	VWIF	0.350	0.350
Bain Al-Nahrain Financial Investment	VMES	0.900	0.900
Al-Ameen for Financial Investment	VAMF	1.000	1.000



Services Sector			
Ibdaa Al-Sharq Al-Awsat	SIBD	1.000	1.000
Industry Sector			
National Furniture Industries	IHFI	2.610	2.610
Modern chemical industries	IMCI	100.000	100.000
Hotels Sector			
Ashour Hotel	HASH	17.600	17.600
Agriculture Sector			
Al-Ribas for Poultry and Fodder	AREB	-	-
Company Names	Code	Previous Average Price	Closing Price
Banks Sector			
Babylon Bank	BBAY	0.070	0.070
Services Sector			
General Transportation	SIGT	0.990	0.990
IndustrySector			
Electronic Industries	IELI	0.760	0.760
The Light Industries	ITLI	0.700	0.700
Investment Sector			
AL- Batek Investment	VBAT	0.370	0.370
Alkhair for financial Investment	VKHF	0.190	0.190
Hotels Sector			
Al-Sadeer Hotel	HSAD	27.000	27.000

### Iraq Stock Exchange Suspended Companies

Al-Rajih Islamic Bank (BRAJ)	9/19/2021	The trading suspended for not produce the Annual disclosure for 2020 at closing price (1.000) ID.
North Bank (BNOR)	31/10/2022	The trading suspended by ISC decision at closing price (0.070) ID.

## Iraq Stock Exchange News of listed companies Monday 22/4/2024

### Companies News

Credit Bank (BROI)	General Assembly Meeting will be hold on Thursday 2/5/2024 at the company to discuss financial statement of 2023 , cash dividend , increasing in company capital according to first , second /55, elect new board of Administration council . Trading has been suspend on Thursday 25/4/2024 .
AL- Mashreq al-Arabi Islamic Bank(BA)	General Assembly Meeting will be hold on Sunday 5/5/2024 at the trananing and development hall to discuss financial statement of 2023 , cash dividend . Trading has been suspend on Monday 29/4/2024 .
Iraqi Agricultural Products (AIRP)	General Assembly Meeting will be hold on Monday 6/5/2024 at the company to discuss financial statement of 2021 , cash dividend . Trading has been suspend on Tuesday 30/4/2024 .
Region Trade Bank (BRTB)	General Assembly Meeting will be hold on Wednesday 8/5/2024 at the company in erbil to discuss financial statement of 2023 , cash dividend , increasing in company capital from 300 billion to 350 billion when the bank will be get the approval of GAM . Trading has been suspend on Sunday 5/5/2024 .
out of trading	
Babil Animal&vegetable Products (ABAP)	General Assembly Meeting will be hold on Monday 11/12/2023 at theAl Jadriya to discuss financial statement of 2021,2022 , cash dividend , discuss the deficit Trading has been suspend on Thursday 7/12/2023 .
Iraqi Land Transport (SILT)	General Assembly Meeting will be hold on Wednesday 6/3/2024 at the Trade Ministry VIP Hall to resign the current board of Administration and elect new five board of Administration .Trading has been suspend on Sunday 3/3/2024.
Arabiya Islamic Bank (BAAI)	General Assembly Meeting will be hold on Satruday 19/4/2024 at Erbil Hotel to cancel the previous decision concern the increaing in company capital from (250) billion to (300) billion . Trading has been suspend on Tuesday 16/4/2024 .
National for Tourist Investment( HNTI)	General Assembly Meeting will be hold on Sunday 21/4/2024 at the company to discuss financial statement of 2022 , cash dividend. Trading has been suspend on Tuesday 16/4/2024 .