

Iraq Stock Exchange

Bulletin No (69)



سوق العراق للاوراق المالية
IRAQ STOCK EXCHANGE

ISX Trading Indices of Wednesday 22/4/2026

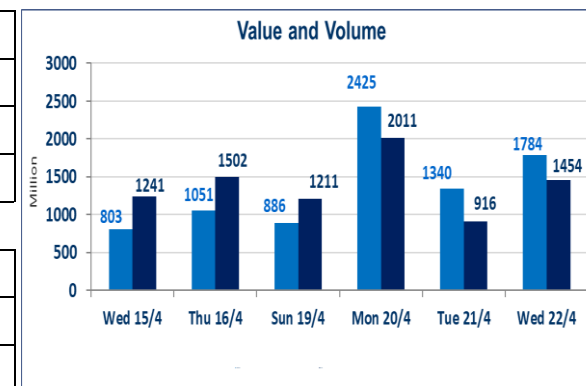
Traded Volume and OTC	1,784,322,457
-----------------------	----------------------

Traded Value and OTC	1,454,566,600
----------------------	----------------------

Traders	1164
---------	-------------

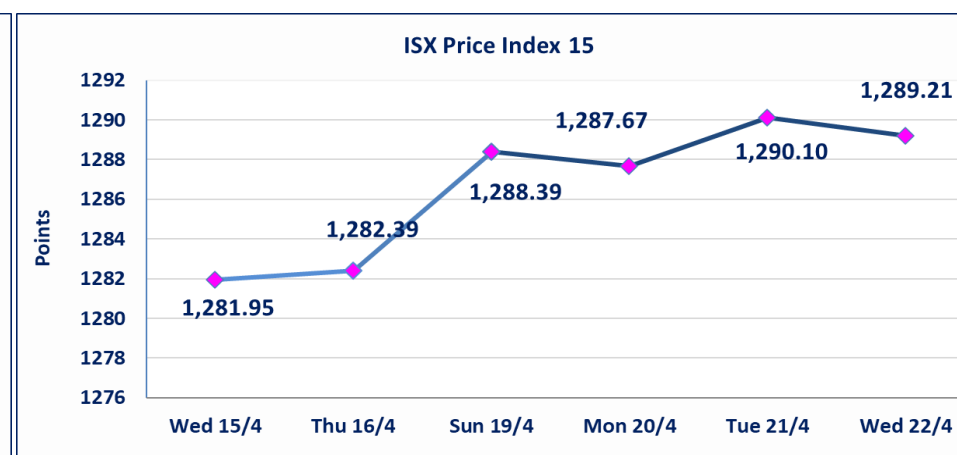
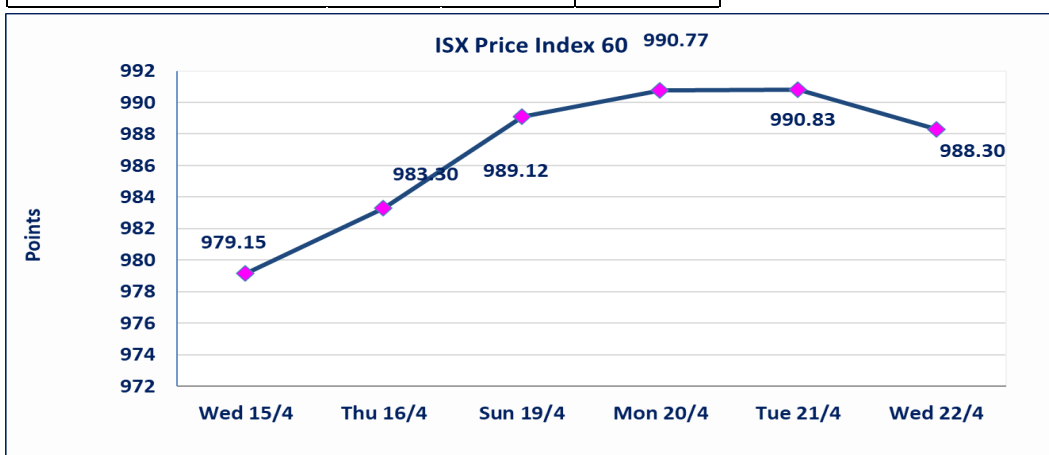
ISX Index 60	988.30
Previous ISX Index60	990.83
Change %	-0.26
Change	-2.53

ISX Index 15	1289.21
Previous ISX Index15	1290.10
Change %	-0.07
Change	-0.89



Listed Companies	104	OTC	14
Traded Listed Companies	52	OTC	2
GAM Companies			1
Suspended Companies			8

Non Traded listed	43	OTC	12
Higher Companies			12
Lower Companies			16



ISX top gaining and losing companies

Wednesday 22/4/2026

Gainers

Company Name	Closing Price	Change (%)	Traded Volume
AL-Badia for General Trans	1.200	4.35	526,708
Al-Hilal Industries	1.410	2.92	364,085
Kharkh Tour Amuzement City	4.500	2.27	20,755,000
Babil Animal & Vegetable Produc	10.100	1.81	774,496
Al-Khatam Telecom	3.700	1.37	110,331

Losers

Company Name	Closing Price	Change (%)	Traded Volume
Middle East Bank	0.100	-9.09	235,105,304
Sumer Commercial Bank	0.180	-5.26	732,972,005
Investment Bank of Iraq	0.210	-4.55	7,905,389
Gulf Commercial Bank	0.370	-2.63	60,092,393
Fallujah for construction Material	2.830	-2.08	15,443,910

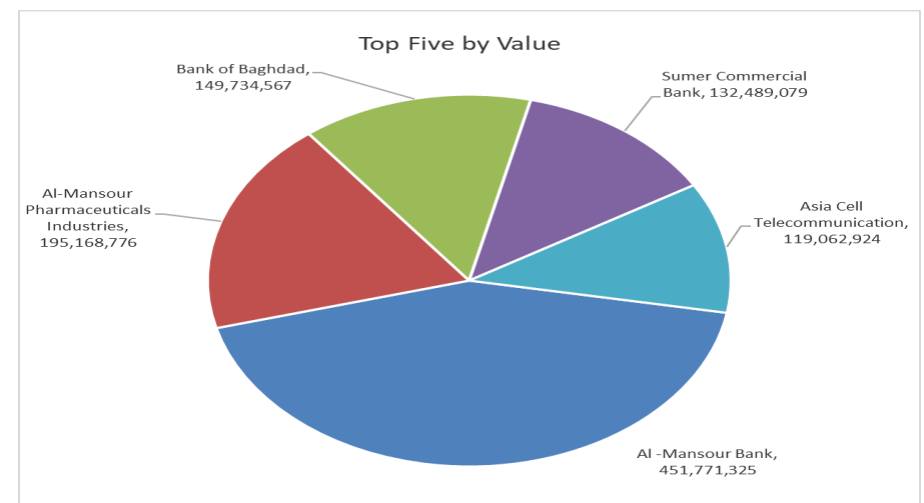
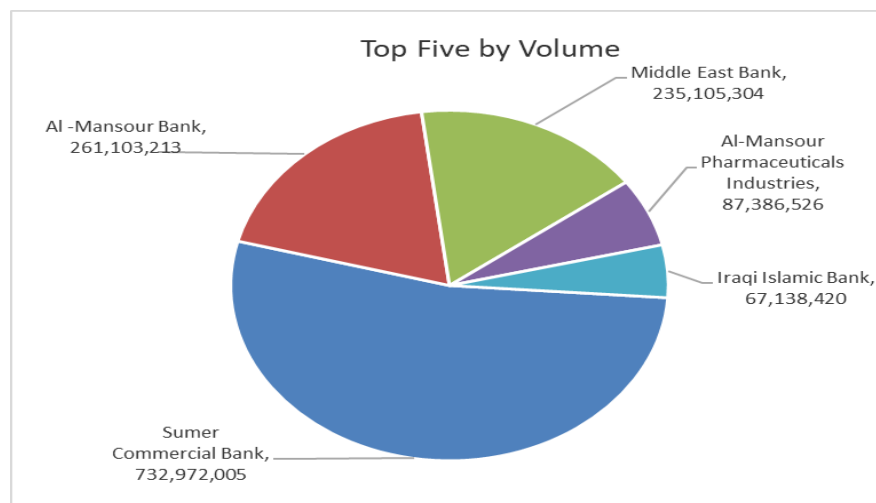
The most active companies in term of traded volume and value

Traded Volume

Company Name	Closing Price	Change (%)	Traded Volume
Sumer Commercial Bank	0.180	-5.26	732,972,005
Al -Mansour Bank	1.740	0.00	261,103,213
Middle East Bank	0.100	-9.09	235,105,304
Al-Mansour Pharmaceuticals Indu	2.250	0.90	87,386,526
Iraqi Islamic Bank	1.070	-0.93	67,138,420

Traded Value

Company Name	Closing Price	Change (%)	Traded Value
Al -Mansour Bank	1.740	0.00	451,771,325
Al-Mansour Pharmaceuticals Indu	2.250	0.90	195,168,776
Bank of Baghdad	3.320	0.30	149,734,567
Sumer Commercial Bank	0.180	-5.26	132,489,079
Asia Cell Telecommunication	16.500	-0.30	119,062,924



Regular Market Bulletin No (69)



Company Name	Code	opening Price	highest price	lowest price	Average price	Prev Average price	Closing Price	prev closing price	change (%)	No.of Trades	Traded Volume	Traded Value
Banks Sector												
Ashur International Bank	BASH	0.250	0.260	0.250	0.250	0.250	0.250	0.250	0.00	10	26,052,000	6,513,260
Bank of Baghdad	BBOB	3.310	3.360	3.310	3.340	3.310	3.320	3.310	0.30	137	44,788,374	149,734,567
Commercial Islamic Bank of Iraq	BCOI	0.660	0.670	0.660	0.660	0.670	0.670	0.670	0.00	12	10,426,676	6,881,734
Economy Bank	BEFI	0.220	0.220	0.220	0.220	0.220	0.220	0.220	0.00	5	10,600,000	2,332,000
Gulf Commercial Bank	BGUC	0.380	0.380	0.370	0.370	0.370	0.370	0.380	-2.63	28	60,092,393	22,234,839
Investment Bank of Iraq	BIBI	0.220	0.220	0.210	0.210	0.210	0.210	0.220	-4.55	4	7,905,389	1,666,186
Iraqi Islamic Bank	BIIB	1.080	1.120	1.060	1.090	1.060	1.070	1.080	-0.93	116	67,138,420	73,156,069
Middle East Bank	BIME	0.110	0.110	0.100	0.100	0.110	0.100	0.110	-9.09	40	235,105,304	23,714,469
Mosul Bank For Investment	BMFI	0.150	0.150	0.140	0.140	0.140	0.140	0.140	0.00	6	14,452,192	2,024,939
Al -Mansour Bank	BMNS	1.730	1.750	1.720	1.730	1.730	1.740	1.740	0.00	165	261,103,213	451,771,325
Sumer Commercial Bank	BSUC	0.190	0.190	0.180	0.180	0.190	0.180	0.190	-5.26	74	732,972,005	132,489,079
Al-Taif Islamic Bank	BTIB	0.670	0.670	0.670	0.670	0.670	0.670	0.670	0.00	1	741	496
United Bank	BUND	0.050	0.050	0.050	0.050	0.050	0.050	0.050	0.00	14	386,679	19,334
Total of Banks Sector										612	1,471,023,386	872,538,298
Telecommunication Sector												
Asia Cell Telecommunication	TASC	16.560	16.690	16.460	16.570	16.490	16.500	16.550	-0.30	155	7,185,583	119,062,924
Al-Khatam Telecom	TZNI	3.700	3.700	3.700	3.700	3.680	3.700	3.650	1.37	5	110,331	408,225
Total of Telecommunication Sector										160	7,295,914	119,471,149
Insurance Sector												
Al-Ameen for Insurance	NAME	0.910	0.910	0.900	0.910	0.910	0.910	0.910	0.00	4	976,541	888,392
Total of Insurance Sector										4	976,541	888,392
Service Sector												
Baghdad -Iraq Transportation	SBPT	23.250	23.300	23.200	23.280	23.070	23.200	23.120	0.35	4	75,106	1,748,470
Kharkh Tour Amuzement City	SKTA	4.400	4.620	4.400	4.470	4.400	4.500	4.400	2.27	44	20,755,000	92,681,429
Al-Mosul for funfairs	SMOF	7.000	7.000	7.000	7.000	7.000	7.000	7.000	0.00	3	236,441	1,655,087
Mamoura Realestate	SMRI	3.200	3.240	3.200	3.210	3.200	3.240	3.200	1.25	10	813,565	2,611,951
Rehab Karbalaa	HKAR	0.600	0.600	0.600	0.600	0.600	0.600	0.600	0.00	1	1,000	600
Total of Service Sector										62	21,881,112	98,697,536
Industrial Sector												
Baghdad Soft Drinks	IBSD	6.250	6.250	6.150	6.230	6.250	6.230	6.240	-0.16	62	8,636,437	53,803,283
Iraqi Date Processing and Marke	IIDP	2.450	2.450	2.450	2.450	2.400	2.450	2.450	0.00	3	401,217	982,982
Al -Khazer Construction Materia	IKHC	1.220	1.220	1.220	1.220	1.240	1.220	1.240	-1.61	7	778,914	950,275
Al-Kindi of Veterinary Vaccines	IKLV	2.400	2.400	2.400	2.400	2.400	2.400	2.400	0.00	3	3,180	7,632
Al-Mansour Pharmaceuticals Inc	IMAP	2.230	2.250	2.230	2.230	2.220	2.250	2.230	0.90	43	87,386,526	195,168,776
Modern Sewing	IMOS	5.500	5.500	5.500	5.500	5.580	5.500	5.500	0.00	2	2,123	11,677
Ready Made Clothes	IRMC	2.290	2.290	2.290	2.290	2.300	2.290	2.300	-0.43	2	40,000	91,600
Total of Industrial Sector										122	97,248,397	251,016,224
Hotels Sector												
Baghdad Hotel	HBAG	11.750	11.750	11.750	11.750	11.760	11.750	11.750	0.00	4	90,979	1,069,003
Ishtar Hotels	HISH	9.140	9.140	9.140	9.140	9.140	9.140	9.140	0.00	2	2,718	24,843
Mansour Hotel	HMAN	50.000	50.000	50.000	50.000	50.000	50.000	50.000	0.00	6	814	40,700
Tourist Village of Mosul dam	HTVM	14.500	14.500	14.250	14.270	14.340	14.250	14.500	-1.72	6	13,099	186,924
Total of Hotels Sector										18	107,610	1,321,469
Agricultural Sector												
Babil Animal & Vegetable Produ	ABAP	9.920	10.100	9.430	9.860	9.830	10.100	9.920	1.81	40	774,496	7,636,394
Modern for Animal Production	AMAP	0.370	0.370	0.370	0.370	0.350	0.370	0.370	0.00	3	28,208	10,437
Total of Agricultural Sector										43	802,704	7,646,831
Total Of Regular										1,021	1,599,335,664	1,351,579,899

Second Platform Market Bulletin No (69)



Company Name	Code	opening Price	highest price	lowest price	Average price	Prev Average price	Closing Price	prev closing price	change (%)	No.of Trades	Traded Volume	Traded Value
Banks Sector												
Al-Ataa Islamic Bank	BLAD	0.100	0.100	0.100	0.100	0.100	0.100	0.100	0.00	1	100,000	10,000
Credit Bank Of Iraq	BROI	0.600	0.600	0.590	0.600	0.600	0.590	0.600	-1.67	6	2,500,000	1,490,000
Trans Iraq Bank Investment	BTRI	0.310	0.310	0.310	0.310	0.310	0.310	0.310	0.00	2	4,000	1,240
Total of Banks Sector										9	2,604,000	1,501,240
Insurance Sector												
Al-Hamraa for Insurance	NHAM	4.340	4.340	4.340	4.340	4.360	4.340	4.350	-0.23	1	114	495
Total of Insurance Sector										1	114	495
Industrial Sector												
Al-Ameen Estate Investment	SAEI	1.740	1.740	1.740	1.740	1.740	1.740	1.740	0.00	5	105,000	182,700
Total of Industrial Sector										5	105,000	182,700
Industrial Sector												
Baghdad for Packing Materials	IBPM	2.860	2.860	2.860	2.860	2.850	2.860	2.850	0.35	2	40,000	114,400
Fallujah for construction Materi	IFCM	2.890	2.900	2.830	2.890	2.880	2.830	2.890	-2.08	47	15,443,910	44,602,306
National Furniture Industries	IHFI	0.900	0.900	0.900	0.900	0.900	0.900	0.900	0.00	1	6,626	5,963
Total of Industrial Sector										50	15,490,536	44,722,670
Hotels Sector												
Ashour Hotel	HASH	32.150	32.150	32.150	32.150	32.150	32.150	32.150	0.00	2	1,154	37,101
Total of Hotels Sector										2	1,154	37,101
Total of Non Regular										67	18,200,804	46,444,206

Undisclosed Platform Companies Bulletin No (69)



Company Name	Code	opening Price	highest price	lowest price	Average price	Prev Average price	Closing Price	prev closing price	change (%)	No.of Trades	Traded Volume	Traded Value
Industrial Sector												
AL-Badia for General Trans	SBAG	1.150	1.200	1.150	1.200	1.150	1.200	1.150	4.35	4	526,708	632,042
General Transportation	SIGT	1.700	1.700	1.700	1.700	1.700	1.700	1.700	0.00	1	277	471
Total of Industrial Sector										5	526,985	632,513
Industrial Sector												
Electronic Industry	IELI	1.610	1.610	1.600	1.610	1.620	1.600	1.620	-1.23	3	430,000	691,800
Al-Hilal Industries	IHLI	1.370	1.410	1.370	1.410	1.360	1.410	1.370	2.92	4	364,085	512,796
Iraqi Carton Manufactories	IICM	2.600	2.610	2.600	2.600	2.600	2.610	2.590	0.77	6	896,067	2,333,274
National Chemical &Plastic	INCP	1.880	1.880	1.880	1.880	1.850	1.880	1.860	1.08	8	1,139,067	2,141,446
The Light Industries	ITLI	1.230	1.240	1.210	1.210	1.210	1.210	1.210	0.00	10	6,364,369	7,701,284
Total of Industrial Sector										31	9,193,588	13,380,600
Hotels Sector												
Palestine Hotel	HPAL	18.350	18.350	18.340	18.340	18.350	18.340	18.350	-0.05	4	4,114	75,462
Total of Hotels Sector										4	4,114	75,462
Agricultural Sector												
Iraqi for Seed Production	AISP	4.860	4.870	4.860	4.860	4.900	4.870	4.900	-0.61	20	2,593,000	12,603,980
Total of Agricultural Sector										20	2593000	12,603,980
Total of Undisclosed										60	12,317,687	26,692,555
Grand Total										1,148	1,629,854,155	1,424,716,660

Iraq Stock Exchange not trading companies of Wednesday 22/4/2026

Company Names	Code	Previous Average Price	Closing Price
Banks Sector			
Kurdistan International Bank	BKUI	1.100	1.100
Elaf Islamic Bank	BELF	0.250	0.250
National Islamic Bank	BNAI	1.000	1.000
Union Bank of Iraq	BUOI	0.170	0.170
Asia Al Iraq Islamic Bank	BAIB	0.780	0.780
Cihan Bank for Islamic Investment&Finan	BCIH	2.200	2.200
Insurance Sector			
Dar Al-Salam for Insurance	NDSA	0.760	0.760
Gulf Insurance	NGIR	0.430	0.430
Service Sector			
AL-Nukhba for Construction	SNUC	0.710	0.710
Industrial Sector			
Iraqi For Tufted Carpets	IITC	19.000	2.450
Iraqi Engineering Works	IIEW	5.770	5.770
Metallic Industries and Bicycles	IMIB	1.900	1.900
Hotels Sector			
Al-Sadeer Hotel	HSAD	22.980	22.980
Babylon Hotel	HBAY	102.000	102.000
National for Tourist Investment	HNTI	9.250	9.250
Agricultural Sector			
Al-Ahlyia agricultural production	AAHP	2.110	2.110
Agricultural Products Meat	AIPM	4.300	4.300
Iraqi Agricultural Products	AIRP	10.000	10.000
Middle East for Production- Fish	AMEF	5.990	5.990
Company Names	Code	Previous Average Price	Closing Price
Banks Sector			
International Islamic Bank	BINT	0.200	0.200
AL- Mal Islamic Bank	BMAL	1.000	1.000
Erbil Investment & FinanceBank	BERI	0.110	0.110
International Development Bank	BIDB	1.050	1.050
Al-Mashreq Al-Arabi Islamic Bank	BAMS	0.850	0.850
Iraq Noor Islamic Bank for Investment	BINI	0.250	0.250
Region Trade Bank	BRTB	1.000	1.010
Arab Islamic Bank	BAAI	1.000	1.000
Al-Rajih Islamic Bank	BRAJ	1.000	1.000
AL-Anssari Islamic Bank	BANS	0.050	0.050
Al-Mustashar Islamic Bank for Investmen	BMUI	1.000	1.000
Al-Qabidh Islamic Bank	BQAB	0.090	0.090
Trust International Islamic Bank	BTRU	0.750	0.750
World Islamic Bank for Investment	BWOR	1.000	1.000
Al janoob Islamic Bank	BJAB	0.940	0.940
Ameen Al-Iraq Islamic Bank	BAME	1.000	1.000
Investment Sector			
AL-Wiaam for Financial Investment	VWIF	0.690	0.690
Al-Ameen for Financial Investment	VAMF	1.200	1.200
Insurance Sector			
Alahliya For Insurance	NAHF	0.850	0.850
Industrial Sector			
Modern chemical industries	IMCI	100.000	100.000
Service Sector			
Ibdaa Al-sharq Alwast General Contractin	SIBD	1.000	1.000
Agricultural Sector			
AL-Rebass for Poultry&feed	AREB	-	-
Company Names	Code	Previous Average Price	Closing Price
Banks Sector			
Al-Qurtas Islamic Bank	BQUR	1.000	1.000
Industrial Sector			
Modern Construction Materials	IMCM	1.300	1.300

Iraq Stock Exchange
Non Iraqis' Bulletin Wednesday April 22 2026
Regular Market



Non Iraqi Trading of Regular Market (Sell)

Company Names	Code	No.of trades	Traded Shares	Trading Volume
Banks Sector				
Al-Mansour Bank	BMNS	6	2,000,000	3,470,000
Total Bank sector		6	2,000,000	3,470,000
Grand Total		6	2,000,000	3,470,000

OTC Platform Trading Bulletin No (69)

Company Name	Code	highest price	lowest price	Average price	No.of Trades	Traded Volume	Traded Value
Banks Sector							
Al-Warka Bank	BWAI	0.200	0.190	0.190	13	154,461,398	29,832,280
Total Of Money Service Sector					13	154,461,398	29,832,280
Industrial Sector							
Kirkuk producing construction	IKFP	2.610	2.500	2.560	3	6,904	17,661
Total Of Industrial Sector					3	6,904	17,661
Total					16	154,468,302	29,849,940

Not Trading OTC Companies

Company Name	Code	Previous Average price
Banks Sector		
Hammurabi Commercial Bank	BHAM	—
Al-Sanam Islamic Bank	BSAN	3.000
Money Service Sector		
Karmal Brokerage	FKSX	10.000
Iraqi Deposit Insurance Corporation	FIDI	1.000
Rabee Securities	FRSE	9.500
Ishtar Gate for e-Paymant	FISH	1.000
Sama Baghdad Exchange	FSBE	—
Insurance Sector		
Shatt Al Arab Insurance	NSHA	1.000
Al Badia Insurance	NBAD	—
Kurdistan Insurance	NKUI	0.500
Elaf Insurance	NELF	—
Dilina Insurance Company	NDIL	—

Iraq Stock Exchange
Non Iraqis' Bulletin Wednesday April 22 2026
Regular Market



Non Iraqi Trading of OTC (Sell)

Company Names	Code	No.of trades	Traded Shares	Trading Volume
Banks Sector				
Warka Bank for inv.&Finance	BWAI	4	100,000,000	19,000,000
Total Bank sector		4	100,000,000	19,000,000
Grand Total		4	100,000,000	19,000,000

Iraq Stock Exchange

Wednesday 22/4/2026



سوق العراق للاوراق المالية
IRAQ STOCK EXCHANGE

Not Trading Bonds Bulletin

Bond type	Publish type	Code	last trading price	immortilize date
Banaa Bonds /Million ID	Second	CB20	964,981	19/12/2025
Eamar Bonds /Million ID	First	CB30	1,001,095	—
Eamar Bonds /Million ID	Second	CB40	—	—
Eamar Bonds /500 Thousand ID	Third	CB45	—	—
Eamar Bonds /Million ID	Third	CB50	—	—
Injaz Bonds /500 Thousand ID	First	CB55	—	—
Injaz Bonds /Million ID	First	CB60	951,110	—
Injaz Bonds /500 Thousand ID	Second	CB65	507,301	—
Injaz Bonds /Million ID	Second	CB70	965,050	—
Injaz Bonds /500 Thousand ID	Third	CB75	—	—
Injaz Bonds /Million ID	Third	CB80	978,182	—
National Bonds/Million ID	First	CB90	—	—
National Bonds/500 Thousand ID	Second	CB95	—	—
National Bonds/Million ID	Second	CB100	—	—