Iraq Stock Exchange

Bulletin No (208)

سوق العراق للاوراق المالية
IRAQ STOCK EXCHANGE

ISX Trading Indices of Sunday 22/11/2026

Traded Volume and OTC	13,752,291,900

Traded Value and OTC	5,613,678,176

Traders	974

ISX Index 60	889.65
Previous ISX Index60	885.81
Change %	0.43
Change	3.84

ISX Index 15	1130.41
Previous ISX Index15	1125.94
Change %	0.40
Change	4.47

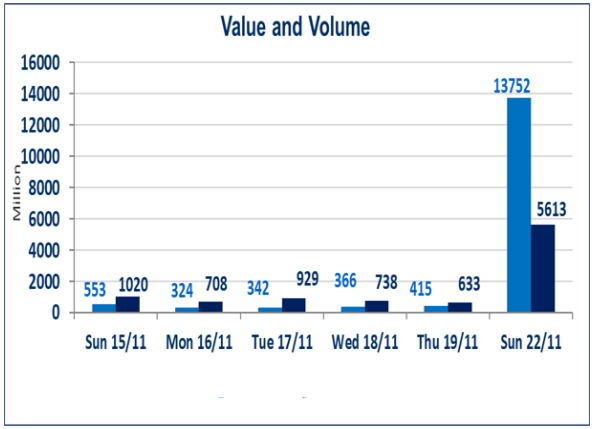

Listed Companies	105	OTC	28
Traded Listed Companies	44	OTC	2
GAM Companies			3
Suspended Companies			9

Non Traded listed	49	OTC	26
Higher Companies			17
Lower Companies			4

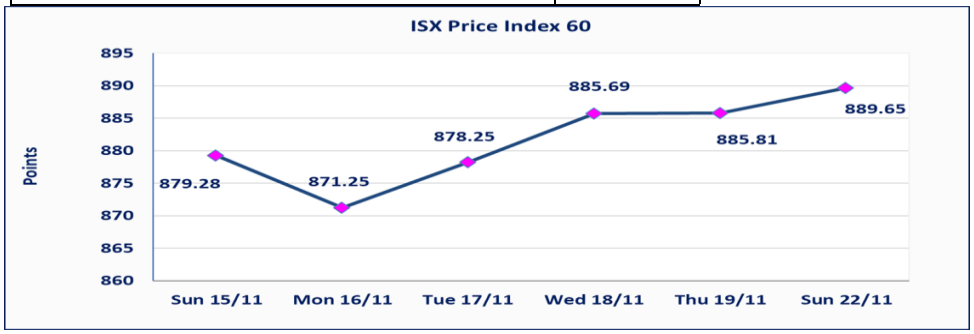

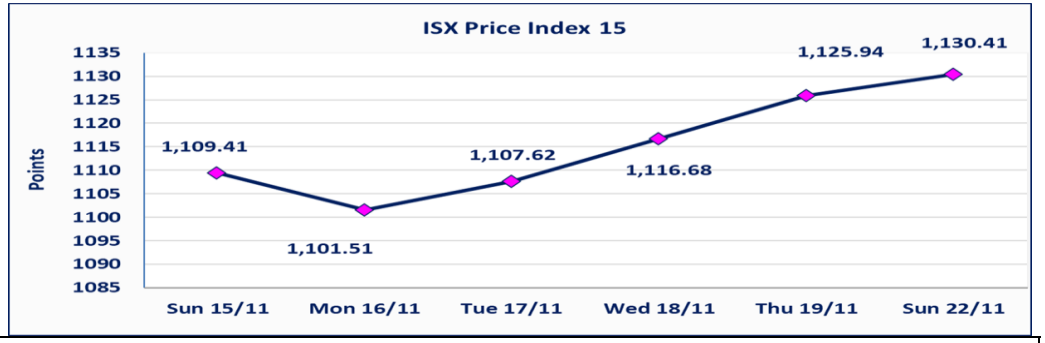

special orders	Noor Al wamidh Brokerage Company executed an intentional cross order on the shares of Erbil Bank, involving 13,513,513,513 shares, with a total value of IQD 4,999,999,999, during the additional trading session (after 1:00 p.m.), in accordance with the procedures for executing block trades.
Upper and Lower Price Change Limits	The lower price movement limits for shares range from (5% to 10%), while the upper limits range from (10% to 25%) on the regular and secondary trading platforms. For the Non-Disclosing Companies Platform, the price change limits are set at (5%) upward and downward from the last traded price of the share, except for the ISX-OTC Platform.

Al-Alwiya P.O . 3607 Mobile: 07711211522 - 07270094594 - 07834000034 E-mail: info-isx@isx-iq.net Web site:www.isx-iq.net

ISX top ganing and losing companies

Thursday 19/11/2026

Gainers

Company Name	Closing Price	Change (%)	Traded Volume
Al-Ameen for Insurance	0.750	20.97	531,368
Al-Hilal Industries	1.400	15.70	132,000
Mosul Bank For Investment	0.110	10.00	5,000,000
Mamoura Realestate	2.450	6.52	609,293
Palestine Hotel	19.950	3.58	673,064

Losers

Company Name	Closing Price	Change (%)	Traded Volume
Modern Construction Materials	0.860	-1.15	1,000
Tourist Village of Mosul dam	12.000	-0.83	273
Amwaj International Real Estate	124.500	-0.69	36,593
National Chemical &Plastic	1.900	-0.52	10,781

The most active companies in term of traded volume and value

Traded Volume

Company Name	Closing Price	Change (%)	Traded Volume
Erbil Bank	0.370	0.00	13,513,523,513
Al-Mansour Pharmaceuticals Indu	2.210	0.45	50,100,741
Al -Mansour Bank	1.890	2.16	42,608,673
Bank of Baghdad	2.580	0.00	18,359,480
Iraqi for Seed Production	5.150	1.78	17,979,308

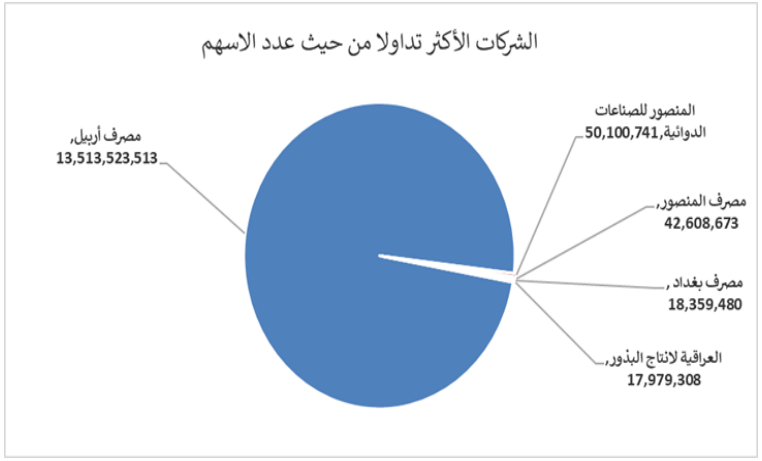

Traded Value

Company Name	Closing Price	Change (%)	Traded Value
Erbil Bank	0.370	0.00	5,000,003,700
Asia Cell Telecommunication	14.250	0.56	123,544,488
Al-Mansour Pharmaceuticals Indu	2.210	0.45	112,222,648
Iraqi for Seed Production	5.150	1.78	91,512,636
Al -Mansour Bank	1.890	2.16	80,558,375

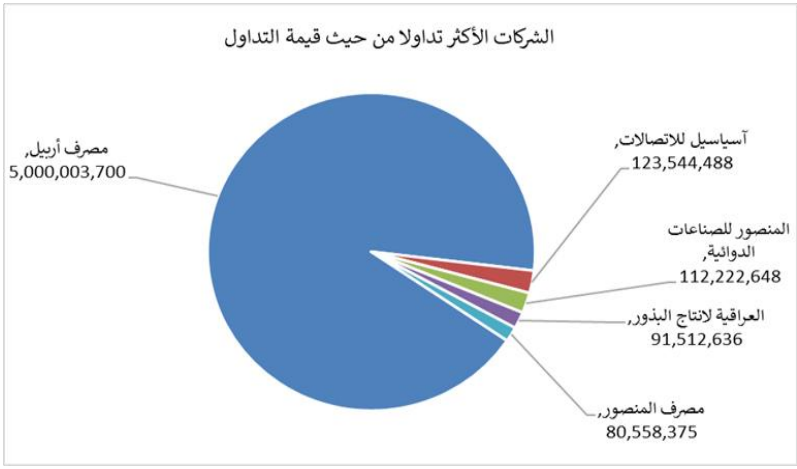

Regular Market Bulletin No (208)

Company Name	Code	opening Price	highest price	lowest price	Average price	Prev Average price	Closing Price	prev closing price	change (%)	No.of Trades	Traded Volume	Traded Value
Banks Sector												
Bank of Baghdad	BBOB	2.570	2.630	2.550	2.600	2.550	2.580	2.580	0.00	76	18,359,480	47,714,311
Commercial Islamic Bank of Iraq	BCOI	0.480	0.500	0.480	0.490	0.490	0.480	0.480	0.00	21	8,082,764	3,923,180
Elaf Islamic Bank	BELF	0.310	0.310	0.310	0.310	0.310	0.310	0.310	0.00	1	3,206	994
Gulf Commercial Bank	BGUC	0.290	0.290	0.290	0.290	0.290	0.290	0.290	0.00	5	8,198,283	2,377,502
Investment Bank of Iraq	BIBI	0.360	0.360	0.360	0.360	0.360	0.360	0.360	0.00	2	6,000,000	2,160,000
Iraqi Islamic Bank	BIIB	0.880	0.890	0.880	0.880	0.880	0.880	0.880	0.00	11	3,635,000	3,203,150
Middle East Bank	BIME	0.060	0.060	0.060	0.060	0.060	0.060	0.060	0.00	4	5,295,897	317,754
Al -Mansour Bank	BMNS	1.850	1.910	1.850	1.890	1.860	1.890	1.850	2.16	95	42,608,673	80,558,375
National Bank of Iraq	BNOI	3.000	3.040	3.000	3.020	3.010	3.030	3.000	1.00	85	14,793,960	44,708,931
United Bank	BUND	0.050	0.050	0.050	0.050	0.050	0.050	0.050	0.00	8	40,000	2,000
Total of Banks Sector										308	107,017,263	184,966,197
Telecommunication Sector												
Asia Cell Telecommunication	TASC	14.150	14.500	14.140	14.390	13.990	14.250	14.170	0.56	176	8,585,766	123,544,488
Al-Khatam Telecom	TZNI	3.400	3.420	3.400	3.410	3.400	3.420	3.400	0.59	9	93,817	319,709
Total of Telecommunication Sector										185	8,679,583	123,864,197
Insurance Sector												
Al-Ameen for Insurance	NAME	0.620	0.750	0.620	0.750	0.620	0.750	0.620	20.97	17	531,368	397,894
Insurance Sector										17	531368	397894.07
Service Sector												
Baghdad -Iraq Transportation	SBPT	17.750	17.750	17.750	17.750	17.500	17.750	17.500	1.43	4	10,783	191,398
Kharkh Tour Amuzement City	SKTA	4.500	4.590	4.250	4.490	4.500	4.500	4.500	0.00	63	2,165,773	9,724,848
Mamoura Realestate	SMRI	2.360	2.450	2.360	2.440	2.300	2.450	2.300	6.52	9	609,293	1,484,948
AL-Nukhba for Construction	SNUC	0.590	0.590	0.590	0.590	0.590	0.590	0.590	0.00	1	33,696	19,881
Rehab Karbalaa	HKAR	0.450	0.450	0.450	0.450	0.450	0.450	0.450	0.00	3	691	311
Total of Service Sector										80	2,820,236	11,421,386
Holding Companies Sector												
Amwaj International Real Estate	OMWJ	125.370	125.370	124.500	124.840	125.370	124.500	125.370	-0.69	22	36,593	4,568,211
Total of Holding Companies Sector										22	36,593	4,568,211
Industrial Sector												
Baghdad Soft Drinks	IBSD	5.550	5.650	5.530	5.560	5.520	5.550	5.550	0.00	85	7,997,190	44,446,860
Al-Hilal Industries	IHLI	1.240	1.400	1.240	1.390	1.210	1.400	1.210	15.70	5	132,000	182,880
Iraqi For Tufted Carpets	IITC	16.500	16.500	16.250	16.470	16.650	16.500	16.500	0.00	18	213,024	3,509,021
Al-Mansour Pharmaceuticals Inc	IMAP	2.200	2.240	2.200	2.240	2.200	2.210	2.200	0.45	10	50,100,741	112,222,648
Modren Sweing	IMOS	5.500	5.500	5.500	5.500	5.500	5.500	5.500	0.00	3	588	3,234
Total of Industrial Sector										121	58,443,543	160,364,643
Hotels Sector												
Tourist Village of Mosul dam	HTVM	12.000	12.000	12.000	12.000	12.110	12.000	12.100	-0.83	1	273	3,276
Total of Hotels Sector										1	273	3,276
Total Of Regular										734	177,528,859	485,585,804

Second Platform Market Bulletin No (208)

Company Name	Code	opening Price	highest price	lowest price	Average price	Prev Average price	Closing Price	prev closing price	change (%)	No.of Trades	Traded Volume	Traded Value
Banks Sector												
Erbil Bank	BERI	0.370	0.370	0.370	0.370	0.370	0.370	0.370	0.00	2	13,513,523,513	5,000,003,700
Credit Bank Of Iraq	BROI	0.450	0.460	0.450	0.460	0.450	0.450	0.450	0.00	4	1,827,805	832,512
Total of Banks Sector										6	13,515,351,318	5,000,836,212
Service Sector												
Al-Ameen Estate Investment	SAEI	1.140	1.140	1.140	1.140	1.140	1.140	1.140	0.00	3	26,258	29,934
Total of Service Sector										3	26,258	29,934
Insurance Sector												
Al-Hamraa for Insurance	NHAM	2.870	2.900	2.870	2.870	2.900	2.900	2.900	0.00	11	610,840	1,753,935
Total of Insurance Sector										11	610,840	1,753,935
Industrial Sector												
Fallujah for construction Materi	IFCM	2.550	2.550	2.550	2.550	2.500	2.550	2.500	2.00	8	1,110,000	2,830,500
National Furniture Industries	IHFI	0.880	0.880	0.880	0.880	0.880	0.880	0.880	0.00	1	50,000	44,000
Total of Industrial Sector										9	1,160,000	2,874,500
Total of Non Regular										29	13,517,148,416	5,005,494,581

Non-Disclosing Platform Companies Bulletin No (208)

Company Name	Code	opening Price	highest price	lowest price	Average price	Prev Average price	Closing Price	prev closing price	change (%)	No.of Trades	Traded Volume	Traded Value
Service Sector												
Mosul Bank For Investment	BMFI	0.110	0.110	0.110	0.110	0.100	0.110	0.100	10.00	1	5,000,000	550,000
Sumer Commercial Bank	BSUC	0.210	0.210	0.210	0.210	0.210	0.210	0.210	0.00	20	754,733	158,494
Total of Banks Sector										21	5,754,733	708,494
Service Sector												
General Transportation	SIGT	1.100	1.100	1.100	1.100	1.100	1.100	1.100	0.00	2	27,110	29,821
Total of Service Sector										2	27,110	29,821
Industrial Sector												
Electronic Industry	IELI	1.260	1.300	1.230	1.250	1.260	1.300	1.260	3.17	14	1,503,103	1,884,877
Iraqi Carton Manufactories	IICM	1.570	1.580	1.570	1.580	1.580	1.580	1.580	0.00	4	10,527	16,627
Iraqi Date Processing and Marke	IIDP	1.750	1.800	1.750	1.780	1.750	1.790	1.750	2.29	5	165,655	295,674
Modern Construction Materials	IMCM	0.860	0.860	0.860	0.860	0.870	0.860	0.870	-1.15	1	1,000	860
National Chemical &Plastic	INCP	1.910	1.910	1.820	1.900	1.910	1.900	1.910	-0.52	4	10,781	20,513
The Light Industries	ITLI	1.160	1.160	1.160	1.160	1.130	1.160	1.130	2.65	3	500,000	580,000
Total of Industrial Sector										31	2,191,066	2,798,551
Hotels Sector												
Ishtar Hotels	HISH	9.010	9.070	9.010	9.030	9.000	9.070	9.000	0.78	6	751,000	6,781,490
National for Tourist Investment	HNTI	8.500	8.500	8.500	8.500	8.510	8.500	8.500	0.00	1	11,344	96,424
Palestine Hotel	HPAL	19.260	20.000	19.260	19.970	19.260	19.950	19.260	3.58	64	673,064	13,438,964
Total of Hotels Sector										71	1,435,408	20,316,878
Animal Production												
Iraqi for Seed Production	AISP	5.060	5.150	5.060	5.090	5.070	5.150	5.060	1.78	56	17,979,308	91,512,636
Total of Agricultural Sector										56	17,979,308	91,512,636
Total of Undisclosed										181	27,387,625	115,366,380
Grand Total										944	13,722,064,900	5,606,446,766

Iraq Stock Exchange not trading companies of Sunday 22/11/2026

Company Names	Code	Previous Average Price	Closing Price
Banks Sector			
First Iraq Bank	BFIB	ـــــ	ـــــ
Union Bank of Iraq	BUOI	0.110	0.110
Kurdistan International Bank	BKUI	1.000	1.000
Cihan Bank for Islamic Investment&Finar	BCIH	1.130	1.130
Asia Al Iraq Islamic Bank for Investment	BAIB	0.960	0.960
National Islamic Bank	BNAI	1.000	1.000
Economy Bank	BEFI	0.210	0.210
Ashur International Bank	BASH	0.240	0.240
Insurance Sector			
Dar Al-Salam for Insurance	NDSA	0.650	0.650
Service Sector			
Gulf Insurance	NGIR	0.540	0.590
Al-Mosul for funfairs	SMOF	6.800	6.800
Industrial Sector			
Ready Made Clothes	IRMC	2.250	2.250
Iraqi Engineering Works	IIEW	4.990	4.990
Metallic Industries and Bicycles	IMIB	1.850	1.850
Al-Kindi of Veterinary Vaccines	IKLV	2.500	2.500
Hotels Sector			
Babylon Hotel	HBAY	112.000	112.000
Baghdad Hotel	HBAG	12.300	12.300
Mansour Hotel	HMAN	55.000	55.000
Agricultural Sector			
Agricultural Products Meat	AIPM	4.150	4.150
Middle East for Production- Fish	AMEF	5.600	5.600
Al-Ahlyia agricultural production	AAHP	2.000	2.000
Iraqi Agricultural Products	AIRP	10.700	10.700

Company Names	Code	Previous Average Price	Closing Price
Banks Sector			
Al-Qurtas Islamic Bank	BQUR	1.040	1.040
AL- Mal Islamic Bank	BMAL	1.000	1.000
Al janoob Islamic Bank	BJAB	0.960	0.960
Al-Mustashar Islamic Bank for Investmen	BMUI	1.000	1.000
Al-Rajih Islamic Bank	BRAJ	1.000	1.000
AL-Anssari Islamic Bank	BANS	0.050	0.050
Al-Qabidh Islamic Bank	BQAB	0.070	0.070
		0.370	0.370
Ameen Al-Iraq Islamic Bank	BAME	1.000	1.000
Trans Iraq Bank Investment	BTRI	0.250	0.250
Arab Islamic Bank	BAAI	1.000	1.000
Region Trade Bank	BRTB	1.010	1.010
International Development Bank	BIDB	1.050	1.050
Iraq Noor Islamic Bank for Investment	BINI	0.210	0.210
International Islamic Bank	BINT	0.120	0.120
Al-Ataa Islamic Bank	BLAD	0.070	0.070
Investment Sector			
AL-Wiaam for Financial Investment	VWIF	0.680	0.680
Al-Ameen for Financial Investment	VAMF	1.260	1.260
Insurance Sector			
Alahliya For Insurance	NAHF	0.650	0.650
Service Sector			
Ibdaa Al-sharq Alwast General Contractir	SIBD	1.000	1.000
Hotels Sector			
Ashour Hotel	HASH	22.000	22.000
Industrial Sector			
Modern chemical industries	IMCI	100.000	100.000
Baghdad for Packing Materials	IBPM	3.000	3.000

Company Names	Code	Previous Average Price	Closing Price
Banks Sector			
World Islamic Bank for Investment	BWOR	1.000	1.000
AL-Badia for General Trans	SBAG	1.400	1.400
Agricultural Sector			
Babil Animal & Vegetable Production	ABAP	8.000	8.000
Modern for Animal Production	AMAP	0.300	0.300

Iraq Stock Exchange
Non Iraqis' Bulletin Sunday Nov 22 2026
Regular Market



Non Iraqi Trading of Regular Market (Buy)

Company Names	Code	No.of trades	Traded Shares	Trading Volume
Telecommunication Sector				
Asia cell	TASC	1	34,346	496,987
Total Telecommunication sector		1	34,346	496,987
Grand Total		1	34,346	496,987

Non Iraqi Trading of Regular Market (Sell)

Company Names	Code	No.of trades	Traded Shares	Trading Volume
Telecommunication Sector				
Asia cell	TASC	27	1,987,155	28,355,583
Total Telecommunication sector		27	1,987,155	28,355,583
Grand Total		27	1,987,155	28,355,583

Iraq Stock Exchange
Sunday 22/11/2026

سوق العراق للاوراق المالية
IRAQ STOCK EXCHANGE

OTC Platform Trading Bulletin No (208)

Company Name	Code	highest price	lowest price	Average price	No.of Trades	Traded Volume	Traded Value
Banks Sector							
Al-Warka Bank	BWAI	0.100	0.100	0.100	6	20,230,000	2,023,000
					6	20,230,000	2,023,000
Industry Sector							
National Food Industries Comp	INFF	0.530	0.510	0.520	24	9,997,000	5,208,410
Total Of Industry Sector					24	9,997,000	5,208,410
Total					30	30,227,000	7,231,410

Not Trading OTC Companies Sunday 22/11/2026

Company Name	Code	Previous Average price
Banks Sector		
Hammurabi Commercial Bank	BHAM	——
Al-Sanam Islamic Bank	BSAN	3.000
Money Service Sector		
Ishtar Gate for e-Paymant	FISH	1.000
Iraqi Deposit Insurance Corporation	FIDI	1.000
Karmal Brokerage	FKSX	10.000
Rabee Securities	FRSE	9.500
Services Sector		
Blue Yam General Trading Company	SYAM	——
Insurance Sector		
Al-Qabas Insurance Company	NQAB	——
Al-Sadiq Insurance Company	NSDQ	——
International Insurance Company	NGIO	——
Al Badia Insurance	NBAD	——
International Union Insurance Company	NUNI	——
Al-Khair Insurance Company	NKHA	——
Almaseer Insurance Company	NMAS	——
Batek Insurance Company	NBAT	——
Zain Insurance Company	NZA	——
Dar Altheqa Insurance Company	NDAR	——
Shatt Al Arab Insurance	NSHA	1.000
Kurdistan Insurance	NKUI	0.500
Dilina Insurance Company	NDIL	——
Asia Gate Insurance Company	NGAT	——
Shariq Insurance Company	NSHQ	——
Asia Insurance Company	NSIA	
Elaf Insurance	NELF	1.000
Industry Sector		
Kirkuk producing constructional materia	IKFP	1.750

Iraq Stock Exchange

Sunday 22/11/2026

Not Trading Bonds Bulletin

Bond type	Publish type	Code	last trading price	immortilize date
Banaa Bonds /Million ID	Second	CB20	964,981	19/12/2025
Eamar Bonds /Million ID	First	CB30	1,001,095	—
Eamar Bonds /Million ID	Second	CB40	—	—
Eamar Bonds /500 Thousand ID	Third	CB45	—	—
Eamar Bonds /Million ID	Third	CB50	—	—
Injaz Bonds /500 Thousand ID	First	CB55	—	—
Injaz Bonds /500 Thousand ID	Second	CB65	515,493	—
Injaz Bonds /Million ID	First	CB60	951,110	—
Injaz Bonds /Million ID	Second	CB70	965,050	—
Injaz Bonds /500 Thousand ID	Third	CB75	—	—
Injaz Bonds /Million ID	Third	CB80	978,182	—
National Bonds/Million ID	First	CB90	—	—
National Bonds/500 Thousand ID	Second	CB95	—	—
National Bonds/Million ID	Second	CB100	—	—