

# Iraq Stock Exchange

Bulletin No (106)



سوق العراق للاوراق المالية  
IRAQ STOCK EXCHANGE

## ISX Trading Indices of Sunday 21/6/2026

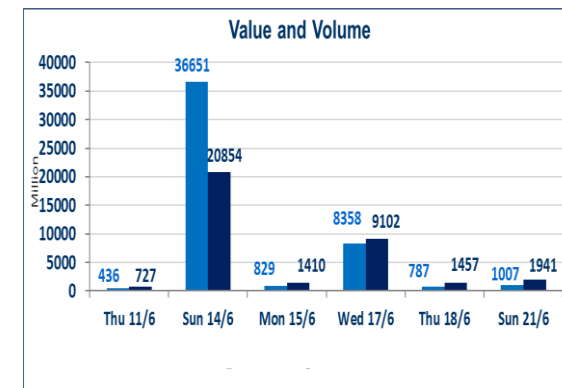
Traded Volume and OTC	1,007,065,548
-----------------------	---------------

Traded Value and OTC	1,941,003,769
----------------------	---------------

Traders	1484
---------	------

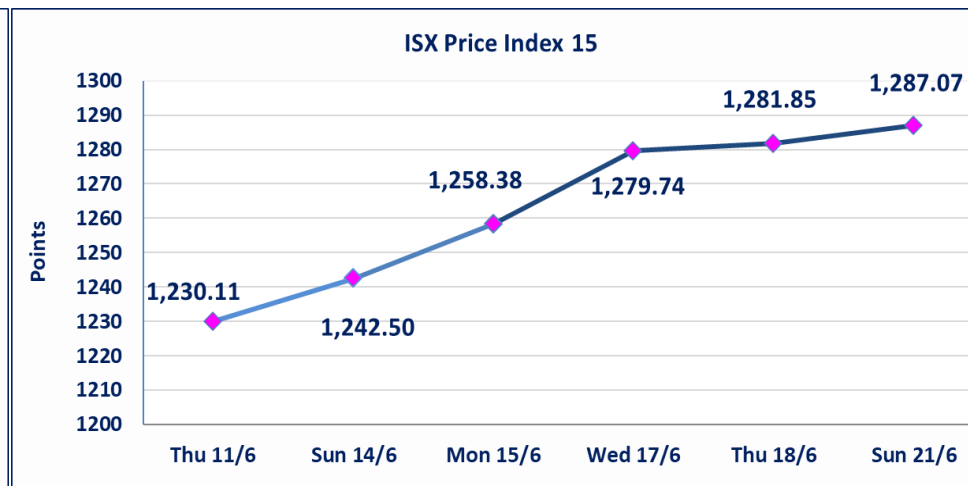
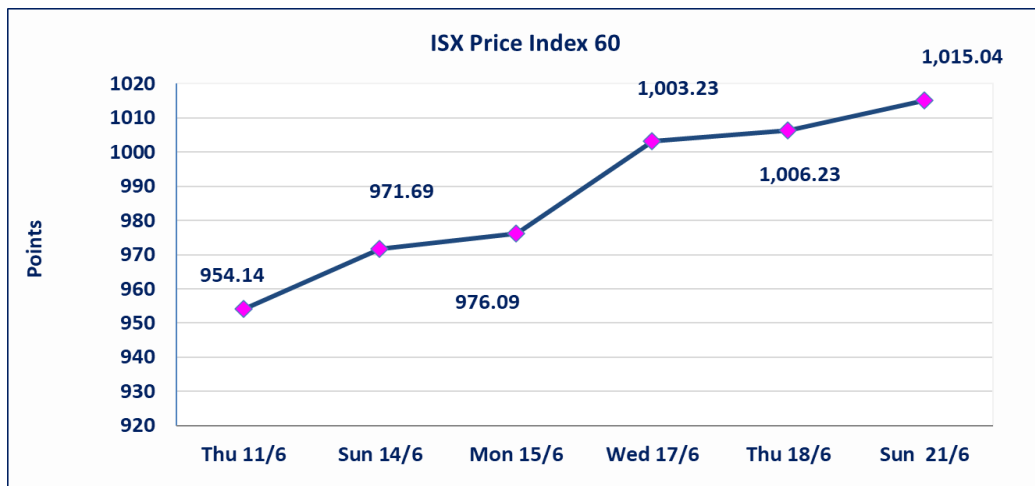
ISX Index 60	1015.04
Previous ISX Index60	1006.23
Change %	0.88
Change	8.81

ISX Index 15	1287.07
Previous ISX Index15	1281.85
Change %	0.41
Change	5.22



Listed Companies	103	OTC	14
Traded Listed Companies	44	OTC	1
GAM Companies	3		
Suspended Companies	11		

Non Traded listed	45	OTC	13
Higher Companies	19		
Lower Companies	7		



## ISX top gaining and losing companies

Sunday 21/6/2026

### Gainers

Company Name	Closing Price	Change (%)	Traded Volume
Ashur International Bank	0.290	16.00	54,031,559
Iraqi Agricultural Products	10.000	11.11	303
Investment Bank of Iraq	0.270	3.85	34,037,037
Al -Mansour Bank	1.930	3.76	514,800,525
Baghdad Hotel	12.400	3.33	353,000

### Losers

Company Name	Closing Price	Change (%)	Traded Volume
Al-Ameen for Insurance	0.850	-5.56	863,000
Fallujah for construction Material	2.860	-2.39	1,000,000
Baghdad Soft Drinks	6.750	-1.32	11,496,904
National Bank of Iraq	4.010	-1.23	4,047,827
Babil Animal & Vegetable Product	8.000	-1.23	451,255

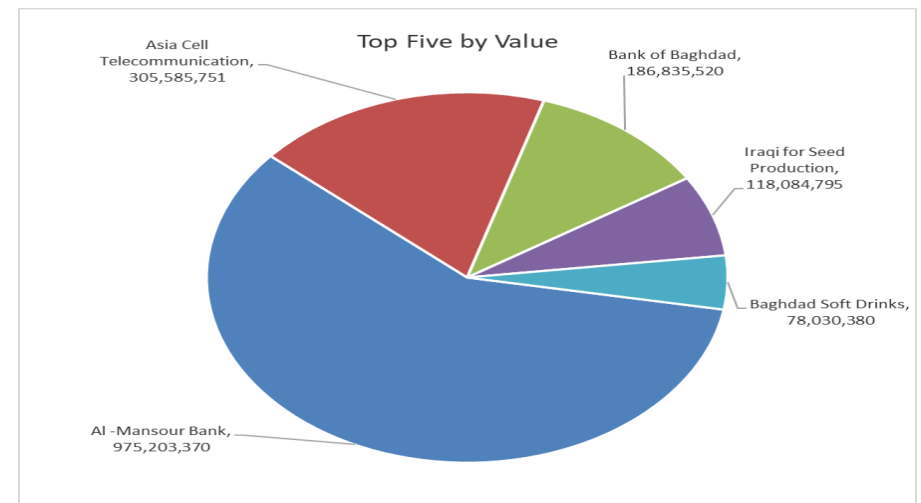
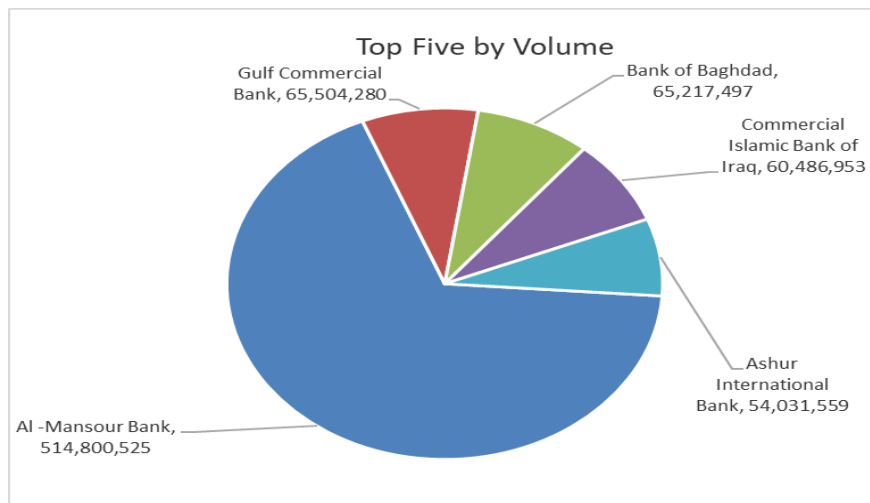
## The most active companies in term of traded volume and value

### Traded Volume

Company Name	Closing Price	Change (%)	Traded Volume
Al -Mansour Bank	1.930	3.76	514,800,525
Gulf Commercial Bank	0.360	0.00	65,504,280
Bank of Baghdad	2.910	1.75	65,217,497
Commercial Islamic Bank of Iraq	0.700	2.94	60,486,953
Ashur International Bank	0.290	16.00	54,031,559

### Traded Value

Company Name	Closing Price	Change (%)	Traded Value
Al -Mansour Bank	1.930	3.76	975,203,370
Asia Cell Telecommunication	16.980	0.47	305,585,751
Bank of Baghdad	2.910	1.75	186,835,520
Iraqi for Seed Production	6.690	1.52	118,084,795
Baghdad Soft Drinks	6.750	-1.32	78,030,380



## Regular Market Bulletin No (106)



Company Name	Code	opening Price	highest price	lowest price	Average price	Prev Average price	Closing Price	prev closing price	change (%)	No.of Trades	Traded Volume	Traded Value
<b>Banks Sector</b>												
Ashur International Bank	BASH	0.260	0.290	0.260	0.280	0.260	0.290	0.250	16.00	28	54,031,559	15,000,941
Bank of Baghdad	BBOB	2.850	2.930	2.800	2.860	2.880	2.910	2.860	1.75	206	65,217,497	186,835,520
Commercial Islamic Bank of Iraq	BCOI	0.680	0.700	0.680	0.690	0.680	0.700	0.680	2.94	58	60,486,953	41,821,767
Economy Bank	BEFI	0.230	0.240	0.230	0.230	0.230	0.230	0.230	0.00	15	32,207,090	7,509,702
Gulf Commercial Bank	BGUC	0.360	0.370	0.360	0.360	0.360	0.360	0.360	0.00	24	65,504,280	23,582,541
Investment Bank of Iraq	BIBI	0.260	0.280	0.260	0.270	0.260	0.270	0.260	3.85	9	34,037,037	9,060,000
Iraqi Islamic Bank	BIIB	1.080	1.080	1.070	1.080	1.070	1.080	1.070	0.93	21	6,016,729	6,469,937
Middle East Bank	BIME	0.080	0.080	0.080	0.080	0.080	0.080	0.080	0.00	1	203,740	16,299
Mosul Bank For Investment	BMFI	0.140	0.140	0.140	0.140	0.140	0.140	0.140	0.00	8	34,714,759	4,860,066
Al -Mansour Bank	BMNS	1.860	1.940	1.840	1.890	1.850	1.930	1.860	3.76	239	514,800,525	975,203,370
National Bank of Iraq	BNOI	4.060	4.060	4.010	4.030	4.050	4.010	4.060	-1.23	89	4,047,827	16,326,269
Sumer Commercial Bank	BSUC	0.200	0.200	0.200	0.200	0.190	0.200	0.200	0.00	17	5,687,000	1,137,400
United Bank	BUND	0.060	0.060	0.060	0.060	0.050	0.060	0.060	0.00	4	450,000	27,000
<b>Total of Banks Sector</b>										719	877,404,996	1,287,850,811
<b>Telecommunication Sector</b>												
Asia Cell Telecommunication	TASC	16.910	17.000	16.910	16.990	16.900	16.980	16.900	0.47	116	17,983,044	305,585,751
Al-Khatam Telecom	TZNI	4.160	4.250	4.160	4.240	4.140	4.250	4.160	2.16	19	685,110	2,905,241
<b>Total of Telecommunication Sector</b>										135	18,668,154	308,490,992
<b>Insurance Sector</b>												
Al-Ameen for Insurance	NAME	0.870	0.870	0.850	0.860	0.900	0.850	0.900	-5.56	19	863,000	743,550
<b>Total of Insurance Sector</b>										19	863,000	743,550
<b>Service Sector</b>												
Baghdad -Iraq Transportation	SBPT	22.400	22.400	22.400	22.400	22.460	22.400	22.400	0.00	13	221,139	4,953,514
Kharkh Tour Amuzement City	SKTA	4.800	4.800	4.800	4.800	4.800	4.800	4.800	0.00	20	3,054,836	14,663,213
Mamoura Realestate	SMRI	3.770	3.850	3.700	3.790	3.760	3.850	3.750	2.67	88	13,008,299	49,341,289
Rehab Karbalaa	HKAR	0.550	0.550	0.540	0.550	0.550	0.550	0.550	0.00	9	2,470,290	1,355,660
<b>Total of Service Sector</b>										130	18,754,564	70,313,675
<b>Industrial Sector</b>												
Baghdad Soft Drinks	IBSD	6.840	6.840	6.720	6.790	6.870	6.750	6.840	-1.32	130	11,496,904	78,030,380
Al-Kindi of Veterinary Vaccines	IKLV	2.800	2.800	2.800	2.800	2.750	2.800	2.740	2.19	2	200,100	560,280
Al-Mansour Pharmaceuticals Ind	IMAP	2.630	2.630	2.610	2.610	2.630	2.620	2.630	-0.38	48	6,637,295	17,349,886
Ready Made Clothes	IRMC	2.350	2.350	2.350	2.350	2.350	2.350	2.350	0.00	2	12,000	28,200
<b>Total of Industrial Sector</b>										182	18,346,299	95,968,746
<b>Hotels Sector</b>												
Baghdad Hotel	HBAG	12.400	12.400	12.300	12.390	12.080	12.400	12.000	3.33	12	353,000	4,372,241
Ishtar Hotels	HISH	9.200	9.200	9.110	9.150	9.210	9.120	9.180	-0.65	12	760,216	6,955,983
Tourist Village of Mosul dam	HTVM	14.250	14.250	14.240	14.250	14.090	14.250	14.000	1.79	7	9,100	129,645
<b>Total of Hotels Sector</b>										31	1,122,316	11,457,869
<b>Agricultural Sector</b>												
Babil Animal & Vegetable Produ	ABAP	8.100	8.100	8.000	8.060	8.110	8.000	8.100	-1.23	20	451,255	3,638,284
Iraqi Agricultural Products	AIRP	10.000	10.000	10.000	10.000	9.000	10.000	9.000	11.11	1	303	3,030
<b>Total of Agricultural Sector</b>										21	451,558	3,641,314
<b>Total Of Regular</b>										1,237	935,610,887	1,778,466,956

**Second Platform Market Bulletin No (106)**



Company Name	Code	opening Price	highest price	lowest price	Average price	Prev Average price	Closing Price	prev closing price	change (%)	No.of Trades	Traded Volume	Traded Value
<b>Banks Sector</b>												
Iraq Noor Islamic Bank for Inves	BINI	0.240	0.240	0.240	0.240	0.240	0.240	0.240	0.00	2	828	199
International Islamic Bank	BINT	0.200	0.200	0.200	0.200	0.200	0.200	0.200	0.00	1	1,572	314
Credit Bank Of Iraq	BROI	0.560	0.570	0.560	0.570	0.560	0.570	0.560	1.79	15	23,814,772	13,477,020
Region Trade Bank	BRTB	1.010	1.010	1.010	1.010	1.010	1.010	1.010	0.00	2	55,000	55,550
<b>Total of Banks Sector</b>										<b>20</b>	<b>23,872,172</b>	<b>13,533,083</b>
<b>Service Sector</b>												
Al-Ameen Estate Investment	SAEI	1.680	1.680	1.660	1.670	1.680	1.680	1.680	0.00	9	794,425	1,323,634
<b>Total of Industrial Sector</b>										<b>9</b>	<b>794,425</b>	<b>1,323,634</b>
<b>Industrial Sector</b>												
Fallujah for construction Materi	IFCM	2.870	2.870	2.860	2.860	2.940	2.860	2.930	-2.39	5	1,000,000	2,860,100
<b>Total of Industrial Sector</b>										<b>5</b>	<b>1,000,000</b>	<b>2,860,100</b>
<b>Hotels Sector</b>												
Ashour Hotel	HASH	27.300	27.300	27.300	27.300	27.300	27.300	27.300	0.00	2	10,000	273,000
<b>Total of Hotels Sector</b>										<b>2</b>	<b>10,000</b>	<b>273,000</b>
<b>Total of Non Regular</b>										<b>36</b>	<b>25,676,597</b>	<b>17,989,817</b>
<b>Undisclosed Platform Companies Bulletin No (106)</b>												
<b>Service Sector</b>												
AL-Badia for General Trans	SBAG	1.410	1.410	1.410	1.410	1.400	1.410	1.400	0.71	2	477,282	672,968
General Transportation	SIGT	1.720	1.750	1.720	1.740	1.720	1.750	1.720	1.74	7	61,813	107,851
<b>Total of Industrial Sector</b>										<b>9</b>	<b>539,095</b>	<b>780,818</b>
<b>Industrial Sector</b>												
Electronic Industry	IELI	1.700	1.700	1.630	1.640	1.600	1.630	1.600	1.88	4	249,469	408,384
Al-Hilal Industries	IHLI	1.700	1.700	1.700	1.700	1.680	1.700	1.700	0.00	1	100	170
Modern Construction Materials	IMCM	1.650	1.650	1.650	1.650	1.430	1.650	1.650	0.00	3	316,376	522,020
The Light Industries	ITLI	1.290	1.350	1.290	1.330	1.300	1.340	1.340	0.00	57	16,614,224	22,073,950
<b>Total of Industrial Sector</b>										<b>65</b>	<b>17,180,169</b>	<b>23,004,525</b>
<b>Hotels Sector</b>												
Palestine Hotel	HPAL	18.600	18.650	18.600	18.640	18.600	18.650	18.590	0.32	3	67,566	1,259,378
<b>Total of Hotels Sector</b>										<b>3</b>	<b>67,566</b>	<b>1,259,378</b>
<b>Agricultural Sector</b>												
Iraqi for Seed Production	AISP	6.600	6.700	6.590	6.610	6.550	6.690	6.590	1.52	126	17,866,735	118,084,795
<b>Total of Agricultural Sector</b>										<b>126</b>	<b>17,866,735</b>	<b>118,084,795</b>
<b>Total of Undisclosed</b>										<b>203</b>	<b>35,653,565</b>	<b>143,129,515</b>
<b>Grand Total</b>										<b>1,476</b>	<b>996,941,049</b>	<b>1,939,586,289</b>



**Iraq Stock Exchange not trading companies of Sunday 21/6/2026**

Company Names	Code	Previous Average Price	Closing Price
<b>Banks Sector</b>			
Kurdistan International Bank	BKUI	1.100	1.100
Elaf Islamic Bank	BELF	0.240	0.240
Al-Taif Islamic Bank	BTIB	0.900	0.900
Union Bank of Iraq	BUOI	0.170	0.017
National Islamic Bank	BNAI	1.100	1.100
Asia Al Iraq Islamic Bank	BAIB	0.950	0.950
Cihan Bank for Islamic Investment&Finan	BCIH	2.200	2.200
<b>Insurance Sector</b>			
Gulf Insurance	NGIR	0.450	0.450
Dar Al-Salam for Insurance	NDSA	0.780	0.780
<b>Service Sector</b>			
AL-Nukhba for Construction	SNUC	0.710	0.710
Al-Mosul for funfairs	SMOF	7.010	7.010
<b>Industrial Sector</b>			
Iraqi For Tufted Carpets	IITC	21.420	22.990
Al -Khazer Construction Materials	IKHC	1.200	1.200
Modern Sewing	IMOS	5.410	5.410
Iraqi Engineering Works	IIEW	5.600	5.600
Metallic Industries and Bicycles	IMIB	2.000	2.000
<b>Hotels Sector</b>			
Babylon Hotel	HBAY	103.000	103.000
Mansour Hotel	HMAN	60.290	60.000
National for Tourist Investment	HNTI	8.600	8.600
<b>Agricultural Sector</b>			
Agricultural Products Meat	AIPM	5.300	5.300
Modern for Animal Production	AMAP	0.360	0.360
Middle East for Production- Fish	AMEF	5.990	5.990
Al-Ahlyia agricultural production	AAHP	2.110	2.110
Company Names	Code	Previous Average Price	Closing Price
<b>Banks Sector</b>			
Trans Iraq Bank Investment	BTRI	0.300	0.300
International Development Bank	BIDB	1.050	1.050
Al-Qabidh Islamic Bank	BQAB	0.090	0.090
AL- Mal Islamic Bank	BMAL	1.000	1.000
Al-Mashreq Al-Arabi Islamic Bank	BAMS	0.850	0.850
Arab Islamic Bank	BAAI	1.000	1.000
Al-Rajih Islamic Bank	BRAJ	1.000	1.000
Al-Mustashar Islamic Bank for Investmen	BMUI	1.000	1.000
Trust International Islamic Bank	BTRU	0.750	0.750
World Islamic Bank for Investment	BWOR	1.000	1.000
Al janoob Islamic Bank	BJAB	0.940	0.940
Ameen Al-Iraq Islamic Bank	BAME	1.000	1.000
Al-Ataa Islamic Bank	BLAD	0.100	0.100
Al-Qurtas Islamic Bank	BQUR	1.000	1.000
<b>Insurance Sector</b>			
Al-Hamraa for Insurance	NHAM	5.350	5.350
Alahliya For Insurance	NAHF	0.820	0.820
<b>Investment Sector</b>			
Al-Ameen for Financial Investment	VAMF	0.690	0.690
AL-Wiaam for Financial Investment	VWIF	1.260	1.260
<b>Industrial Sector</b>			
Modern chemical industries	IMCI	100.000	100.000
National Furniture Industries	IHFI	1.000	1.000
Baghdad for Packing Materials	IBPM	2.860	2.860
Company Names	Code	Previous Average Price	Closing Price
<b>Industrial Sector</b>			
National Chemical &Plastic	INCP	1.900	1.650

**Iraq Stock Exchange**  
**Non Iraqis' Bulletin Sunday Jun 21 2026**  
**Regular Market**



**Non Iraqi Trading of Regular Market (Buy)**

Company Names	Code	No.of trades	Traded Shares	Trading Volume
<b>Banks Sector</b>				
Bank Of Baghdad	BBOB	1	34,877	99,399
Iraqi Islamic Bank	BIIB	1	806,521	862,977
National Bank Of Iraq	BNOI	1	25,000	101,000
Al-Mansour Bank	BMNS	34	145,176,448	277,434,751
<b>Total Bank sector</b>		<b>37</b>	<b>146,042,846</b>	<b>278,498,128</b>
<b>Telecommunication Sector</b>				
Asia cell	TASC	2	11,941	202,758
<b>Total Telecommunication sector</b>		<b>2</b>	<b>11,941</b>	<b>202,758</b>
<b>Grand Total</b>		<b>39</b>	<b>146,054,787</b>	<b>278,700,886</b>

**Non Iraqi Trading of Regular Market (Sell)**

Company Names	Code	No.of trades	Traded Shares	Trading Volume
<b>Industry Sector</b>				
Baghdad Soft Drinks	IBSD	2	72,157	490,668
<b>Total Industry sector</b>		<b>2</b>	<b>72,157</b>	<b>490,668</b>
<b>Telecommunication Sector</b>				
Al-Khatem Telecoms	TZNI	8	520,428	2,206,819
<b>Total Telecommunication sector</b>		<b>8</b>	<b>520,428</b>	<b>2,206,819</b>
<b>Grand Total</b>		<b>10</b>	<b>592,585</b>	<b>2,697,487</b>

# Iraq Stock Exchange

Sunday 21/6/2026

## OTC Platform Trading Bulletin No (106)

Company Name	Code	highest price	lowest price	Average price	No.of Trades	Traded Volume	Traded Value
<b>Banks Sector</b>							
Al-Warka Bank	BWAI	0.150	0.140	0.140	8	10,124,499	1,417,480
Total Of Money Service Sector					8	10,124,499	1,417,480
<b>Total</b>					<b>8</b>	<b>10,124,499</b>	<b>1,417,480</b>

## Not Trading OTC Companies

Company Name	Code	Previous Average price
<b>Banks Sector</b>		
Hammurabi Commercial Bank	BHAM	—
Al-Sanam Islamic Bank	BSAN	3.000
<b>Industrial Sector</b>		
Kirkuk producing constructional materials	IKFP	2.800
<b>Money Service Sector</b>		
Rabee Securities	FRSE	9.050
Karmal Brokerage	FKSX	10.000
Iraqi Deposit Insurance Corporation	FIDI	1.000
Ishtar Gate for e-Paymant	FISH	1.000
Sama Baghdad Exchange	FSBE	—
<b>Insurance Sector</b>		
Shatt Al Arab Insurance	NSHA	1.000
Al Badia Insurance	NBAD	—
Kurdistan Insurance	NKUI	0.500
Elaf Insurance	NELF	—
Dilina Insurance Company	NDIL	—

Iraq Stock Exchange

Sunday 21/6/2026



سوق العراق للاوراق المالية  
IRAQ STOCK EXCHANGE

## Not Trading Bonds Bulletin

Bond type	Publish type	Code	last trading price	immortilize date
Banaa Bonds /Million ID	Second	CB20	964,981	19/12/2025
Eamar Bonds /Million ID	First	CB30	1,001,095	—
Eamar Bonds /Million ID	Second	CB40	—	—
Eamar Bonds /500 Thousand ID	Third	CB45	—	—
Eamar Bonds /Million ID	Third	CB50	—	—
Injaz Bonds /500 Thousand ID	First	CB55	—	—
Injaz Bonds /Million ID	First	CB60	951,110	—
Injaz Bonds /500 Thousand ID	Second	CB65	511,000	—
Injaz Bonds /Million ID	Second	CB70	965,050	—
Injaz Bonds /500 Thousand ID	Third	CB75	—	—
Injaz Bonds /Million ID	Third	CB80	978,182	—
National Bonds/Million ID	First	CB90	—	—
National Bonds/500 Thousand ID	Second	CB95	—	—
National Bonds/Million ID	Second	CB100	—	—