

ISX Trading Indices of Thursday 21/5/2026

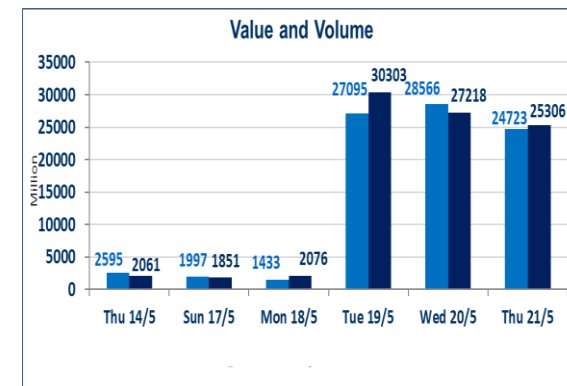
Traded Volume and OTC	24,723,303,157
-----------------------	----------------

Traded Value and OTC	25,306,662,175
----------------------	----------------

Traders	762
---------	-----

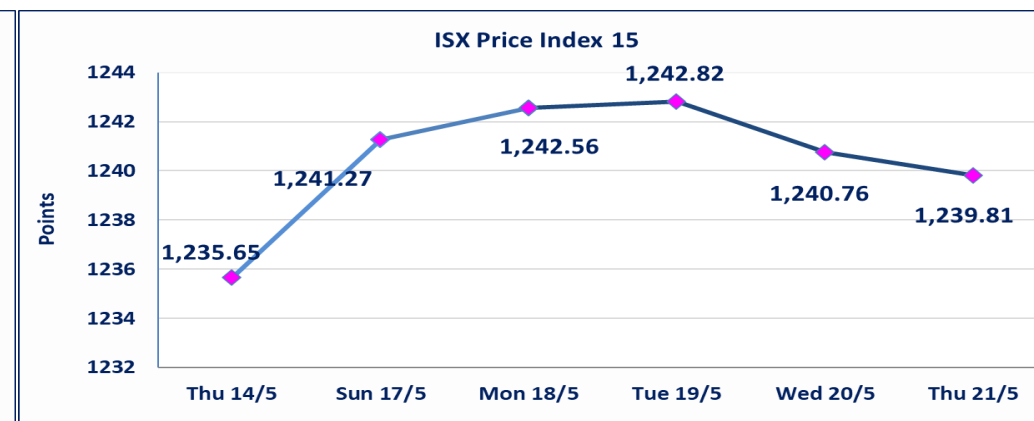
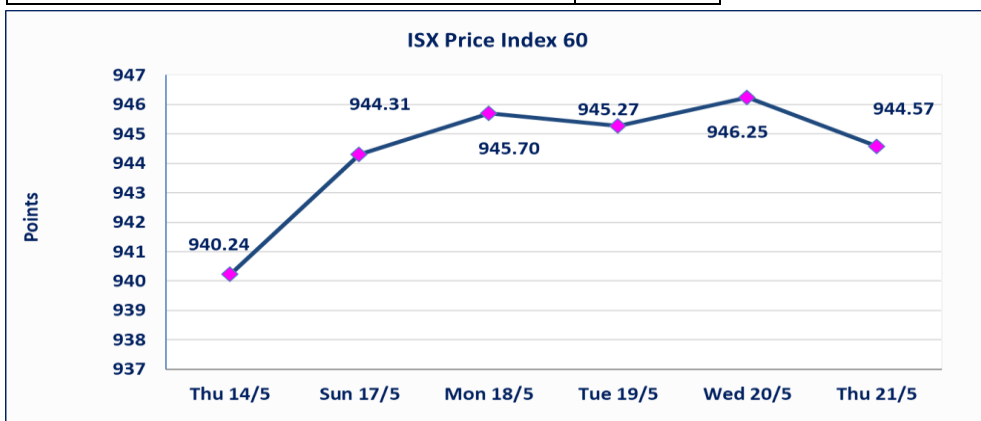
ISX Index 60	944.57
Previous ISX Index60	946.25
Change %	-0.18
Change	-1.68

ISX Index 15	1239.81
Previous ISX Index15	1240.76
Change %	-0.08
Change	-0.95



Listed Companies	104	OTC	14
Traded Listed Companies	48	OTC	1
GAM Companies	6		
Suspended Companies	8		

Non Traded listed	42	OTC	13
Higher Companies	9		
Lower Companies	14		



special orders

Elaf Brokerage Company executed a deliberate cross order on the shares of Al Qurtas Bank Company with a number of shares (24,000,000,000) shares with a value of (24,000,000,000) dinars, during the additional session time (after 1 pm) in accordance with the procedures for executing large transactions.

ISX top gaining and losing companies

Thursday 21/5/2026

Gainers

Company Name	Closing Price	Change (%)	Traded Volume
United Bank	0.060	20.00	593,167
Tourist Village of Mosul dam	14.050	4.07	25,910
Modern for Animal Production	0.380	2.70	1,000
Al-Ameen Estate Investment	1.700	1.80	64,711
Commercial Islamic Bank of Iraq	0.670	1.52	1,982,676

Losers

Company Name	Closing Price	Change (%)	Traded Volume
Sumer Commercial Bank	0.190	-5.00	11,044,731
AL-Badia for General Trans	1.330	-5.00	382,466
General Transportation	1.500	-3.85	2,000
National Furniture Industries	0.870	-3.33	306,626
Iraqi Agricultural Products	9.000	-2.17	124,450

The most active companies in term of traded volume and value

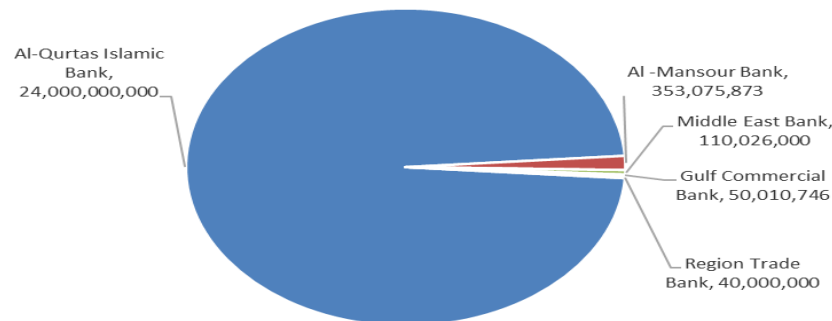
Traded Volume

Company Name	Closing Price	Change (%)	Traded Volume
Al-Qurtas Islamic Bank	1.000	0.00	24,000,000,000
Al -Mansour Bank	1.700	-0.58	353,075,873
Middle East Bank	0.090	0.00	110,026,000
Gulf Commercial Bank	0.370	0.00	50,010,746
Region Trade Bank	1.010	0.00	40,000,000


Traded Value

Company Name	Closing Price	Change (%)	Traded Value
Al-Qurtas Islamic Bank	1.000	0.00	24,000,000,000
Al -Mansour Bank	1.700	-0.58	600,409,283
Mansour Hotel	53.990	0.00	275,378,371
National Bank of Iraq	3.980	0.51	95,732,867
Iraqi for Seed Production	5.000	-0.79	80,562,872

Top Five by Volume



Top Five by Value



Regular Market Bulletin No (90)



Company Name	Code	opening Price	highest price	lowest price	Average price	Prev Average price	Closing Price	prev closing price	change (%)	No.of Trades	Traded Volume	Traded Value
Banks Sector												
Ashur International Bank	BASH	0.260	0.260	0.260	0.260	0.260	0.260	0.260	0.00	17	21,944,355	5,705,532
Bank of Baghdad	BBOB	2.720	2.720	2.710	2.710	2.730	2.710	2.720	-0.37	90	14,555,171	39,503,926
Commercial Islamic Bank of Iraq	BCOI	0.660	0.670	0.660	0.670	0.670	0.670	0.660	1.52	10	1,982,676	1,327,795
Economy Bank	BEFI	0.230	0.230	0.230	0.230	0.220	0.230	0.230	0.00	1	1,000,000	230,000
Gulf Commercial Bank	BGUC	0.370	0.370	0.370	0.370	0.360	0.370	0.370	0.00	17	50,010,746	18,503,976
Investment Bank of Iraq	BIBI	0.250	0.250	0.250	0.250	0.250	0.250	0.250	0.00	7	12,669,249	3,167,312
Iraqi Islamic Bank	BIIB	1.070	1.070	1.060	1.060	1.050	1.070	1.070	0.00	21	11,114,667	11,812,694
Middle East Bank	BIME	0.090	0.090	0.090	0.090	0.090	0.090	0.090	0.00	6	110,026,000	9,902,340
Mosul Bank For Investment	BMFI	0.140	0.140	0.140	0.140	0.140	0.140	0.140	0.00	1	100	14
Al -Mansour Bank	BMNS	1.710	1.710	1.690	1.700	1.700	1.700	1.710	-0.58	136	353,075,873	600,409,283
National Bank of Iraq	BNOI	3.960	3.990	3.950	3.980	3.980	3.980	3.960	0.51	67	24,063,663	95,732,867
Sumer Commercial Bank	BSUC	0.200	0.200	0.190	0.190	0.190	0.190	0.200	-5.00	36	11,044,731	2,098,946
United Bank	BUND	0.050	0.060	0.050	0.060	0.050	0.060	0.050	20.00	12	593,167	34,090
Total of Banks Sector										421	612,080,398	788,428,776
Telecommunication Sector												
Al-Khatam Telecom	TZNI	3.790	3.800	3.790	3.790	3.810	3.790	3.790	0.00	15	255,076	966,908
Total of Telecommunication Sector										15	255,076	966,908
Service Sector												
Baghdad -Iraq Transportation	SBPT	22.400	22.400	22.250	22.250	22.400	22.250	22.400	-0.67	22	480,039	10,681,674
Kharkh Tour Amuzement City	SKTA	4.500	4.500	4.500	4.500	4.450	4.500	4.500	0.00	8	8,000,000	36,000,000
Mamoura Realestate	SMRI	3.200	3.200	3.200	3.200	3.220	3.200	3.200	0.00	5	851,061	2,723,395
AL-Nukhba for Construction	SNUC	0.710	0.710	0.710	0.710	0.710	0.710	0.710	0.00	2	10,000	7,100
Rehab Karbalaa	HKAR	0.600	0.600	0.600	0.600	0.600	0.600	0.600	0.00	1	814	488
Total of Service Sector										38	9,341,914	49,412,657
Industrial Sector												
Baghdad Soft Drinks	IBSD	6.220	6.230	6.200	6.210	6.220	6.200	6.220	-0.32	57	4,408,186	27,366,678
Iraqi Carton Manufactories	IICM	2.470	2.470	2.470	2.470	2.480	2.470	2.480	-0.40	3	68,000	167,960
Al -Khazer Construction Material	IKHC	1.230	1.230	1.230	1.230	1.230	1.230	1.230	0.00	1	2,020	2,485
Al-Kindi of Veterinary Vaccines	IKLV	2.500	2.550	2.500	2.530	2.530	2.530	2.530	0.00	7	1,557,129	3,938,729
Al-Mansour Pharmaceuticals Inc	IMAP	2.410	2.410	2.410	2.410	2.460	2.410	2.450	-1.63	1	100,000	241,000
Metallic Industries and Bicycles	IMIB	1.910	1.910	1.910	1.910	1.910	1.910	1.910	0.00	1	1,557	2,974
Modern Sewing	IMOS	5.450	5.500	5.440	5.480	5.410	5.500	5.450	0.92	11	841,346	4,612,282
Ready Made Clothes	IRMC	2.250	2.250	2.250	2.250	2.250	2.250	2.250	0.00	1	6,626	14,909
Total of Industrial Sector										82	6,984,864	36,347,016
Hotels Sector												
Ishtar Hotels	HISH	9.000	9.020	9.000	9.000	9.000	9.020	9.000	0.22	14	832,761	7,495,049
Mansour Hotel	HMAN	53.990	53.990	53.990	53.990	53.000	53.990	53.990	0.00	9	5,100,544	275,378,371
National for Tourist Investment	HNTI	9.000	9.000	9.000	9.000	9.000	9.000	9.000	0.00	1	1,889	17,001
Tourist Village of Mosul dam	HTVM	13.500	14.050	13.500	14.030	13.500	14.050	13.500	4.07	3	25,910	363,447
Total of Hotels Sector										27	5,961,104	283,253,868
Agricultural Sector												
Iraqi Agricultural Products	AIRP	9.220	9.220	9.000	9.060	9.200	9.000	9.200	-2.17	5	124,450	1,127,250
Modern for Animal Production	AMAP	0.380	0.380	0.380	0.380	0.370	0.380	0.370	2.70	1	1,000	380
Total of Agricultural Sector										6	125,450	1,127,630
Total Of Regular										589	634,748,806	1,159,536,856

Second Platform Market Bulletin No (90)



Company Name	Code	opening Price	highest price	lowest price	Average price	Prev Average price	Closing Price	prev closing price	change (%)	No.of Trades	Traded Volume	Traded Value
Banks Sector												
Iraq Noor Islamic Bank for Inves	BINI	0.230	0.230	0.230	0.230	0.230	0.230	0.230	0.00	1	53,375	12,276
Credit Bank Of Iraq	BROI	0.560	0.560	0.550	0.560	0.570	0.560	0.560	0.00	17	19,313,973	10,745,825
Region Trade Bank	BRTB	1.010	1.010	1.010	1.010	1.010	1.010	1.010	0.00	1	40,000,000	40,400,000
Total of Banks Sector										19	59,367,348	51,158,101
Service Sector												
Al-Ameen Estate Investment	SAEI	1.700	1.700	1.700	1.700	1.670	1.700	1.670	1.80	3	64,711	110,009
Total of Industrial Sector										3	64,711	110,009
Industrial Sector												
Fallujah for construction Materi	IFCM	2.900	2.900	2.850	2.860	2.890	2.850	2.880	-1.04	3	107,662	307,607
National Furniture Industries	IHFI	0.870	0.870	0.870	0.870	0.900	0.870	0.900	-3.33	4	306,626	266,765
Total of Industrial Sector										7	414,288	574,372
Hotels Sector												
Ashour Hotel	HASH	27.600	27.600	27.600	27.600	27.990	27.600	27.990	-1.39	1	9,927	273,985
Total of Hotels Sector										1	9,927	273,985
Total of Non Regular										30	59,856,274	52,116,467
Undisclosed Platform Companies Bulletin No (90)												
Banks Sector												
Al-Qurtas Islamic Bank	BQUR	1.000	1.000	1.000	1.000	1.000	1.000	1.000	0.00	2	24,000,000,000	24,000,000,000
Total of Banks Sector										2	24,000,000,000	24,000,000,000
Service Sector												
AL-Badia for General Trans	SBAG	1.400	1.470	1.330	1.400	1.440	1.330	1.400	-5.00	10	382,466	535,237
General Transportation	SIGT	1.500	1.500	1.500	1.500	1.560	1.500	1.560	-3.85	1	2,000	3,000
Total of Industrial Sector										11	384,466	538,237
Industrial Sector												
Electronic Industry	IELI	1.400	1.400	1.400	1.400	1.400	1.400	1.400	0.00	3	113,635	159,089
National Chemical &Plastic	INCP	1.920	1.920	1.920	1.920	1.900	1.920	1.920	0.00	1	5,177	9,940
The Light Industries	ITLI	1.210	1.210	1.210	1.210	1.210	1.210	1.210	0.00	2	233,590	282,644
Total of Industrial Sector										6	352,402	451,673
Hotels Sector												
Palestine Hotel	HPAL	18.500	18.550	18.500	18.530	18.530	18.540	18.500	0.22	22	622,746	11,539,959
Total of Hotels Sector										22	622,746	11,539,959
Agricultural Sector												
Iraqi for Seed Production	AISP	5.040	5.040	4.960	5.010	5.030	5.000	5.040	-0.79	95	16,079,685	80,562,872
Total of Agricultural Sector										95	16079685	80,562,872
Total of Undisclosed										136	24,017,439,299	24,093,092,740
Grand Total										755	24,712,044,379	25,304,746,063

Iraq Stock Exchange not trading companies of Thursday 21/5/2026

Company Names	Code	Previous Average Price	Closing Price
Banks Sector			
Al-Taif Islamic Bank	BTIB	0.630	0.630
Elaf Islamic Bank	BELF	0.230	0.240
National Islamic Bank	BNAI	1.000	1.000
Kurdistan International Bank	BKUI	1.110	1.110
Union Bank of Iraq	BUOI	0.170	0.170
Asia Al Iraq Islamic Bank	BAIB	0.780	0.780
Cihan Bank for Islamic Investment&Finan	BCIH	2.200	2.200
Insurance Sector			
Al-Ameen for Insurance	NAME	0.880	0.880
Gulf Insurance	NGIR	0.450	0.450
Service Sector			
Al-Mosul for funfairs	SMOF	7.000	7.000
Industrial Sector			
Iraqi Date Processing and Marketing	IIDP	2.290	2.500
Iraqi Engineering Works	IIEW	6.040	6.040
Hotels Sector			
Baghdad Hotel	HBAG	12.000	12.000
Al-Sadeer Hotel	HSAD	22.990	22.990
Babylon Hotel	HBAY	102.000	102.000
Agricultural Sector			
Al-Ahlyia agricultural production	AAHP	2.110	2.110
Agricultural Products Meat	AIPM	4.500	4.500
Middle East for Production- Fish	AMEF	5.990	5.990
Company Names	Code	Previous Average Price	Closing Price
Banks Sector			
Al-Qabidh Islamic Bank	BQAB	0.090	0.090
Erbil Investment & FinanceBank	BERI	0.110	0.110
AL- Mal Islamic Bank	BMAL	1.000	1.000
Trans Iraq Bank Investment	BTRI	0.310	0.310
Al-Mashreq Al-Arabi Islamic Bank	BAMS	0.850	0.850
Arab Islamic Bank	BAAI	1.000	1.000
Al-Rajih Islamic Bank	BRAJ	1.000	1.000
Al-Mustashar Islamic Bank for Investmen	BMUI	1.000	1.000
Trust International Islamic Bank	BTRU	0.750	0.750
World Islamic Bank for Investment	BWOR	1.000	1.000
Al janoob Islamic Bank	BJAB	0.940	0.940
Ameen Al-Iraq Islamic Bank	BAME	1.000	1.000
International Islamic Bank	BINT	0.200	0.200
Al-Ataa Islamic Bank	BLAD	0.090	0.100
Insurance Sector			
Al-Hamraa for Insurance	NHAM	4.500	4.500
Alahliya For Insurance	NAHF	0.820	0.820
Investment Sector			
Al-Ameen for Financial Investment	VAMF	1.260	1.260
AL-Wiaam for Financial Investment	VWIF	0.690	0.690
Industrial Sector			
Baghdad for Packing Materials	IBPM	2.860	2.860
Modern chemical industries	IMCI	100.000	100.000
Service Sector			
Ibdaa Al-sharq Alwast General Contractir	SIBD	1.000	1.000
Agricultural Sector			
AL-Rebass for Poultry&feed	AREB	-	-
Company Names	Code	Previous Average Price	Closing Price
Industrial Sector			
Al-Hilal Industries	IHLI	1.360	1.360
Modern Construction Materials	IMCM	1.150	1.150

Iraq Stock Exchange
Non Iraqis' Bulletin Thursday May 21 2026
Regular Market



Non Iraqi Trading of Regular Market (Buy)

Company Names	Code	No.of trades	Traded Shares	Trading Volume
Banks Sector				
Bank Of Baghdad	BBOB	7	36,545	99,402
Al-Mansour Bank	BMNS	1	58,130	99,402
Total Bank sector		8	94,675	198,805
Grand Total		8	94,675	198,805

OTC Platform Trading Bulletin No (90)

Company Name	Code	highest price	lowest price	Average price	No.of Trades	Traded Volume	Traded Value
Banks Sector							
Al-Warka Bank	BWAI	0.180	0.170	0.170	7	11,258,778	1,916,112
Total Of Money Service Sector					7	11,258,778	1,916,112
Total					7	11,258,778	1,916,112

Not Trading OTC Companies

Company Name	Code	Previous Average price
Banks Sector		
Hammurabi Commercial Bank	BHAM	—
Al-Sanam Islamic Bank	BSAN	3.000
Industrial Sector		
Kirkuk producing constructional materials	IKFP	2.800
Money Service Sector		
Rabee Securities	FRSE	9.050
Karmal Brokerage	FKSX	10.000
Iraqi Deposit Insurance Corporation	FIDI	1.000
Ishtar Gate for e-Paymant	FISH	1.000
Sama Baghdad Exchange	FSBE	—
Insurance Sector		
Shatt Al Arab Insurance	NSHA	1.000
Al Badia Insurance	NBAD	—
Kurdistan Insurance	NKUI	0.500
Elaf Insurance	NELF	—
Dilina Insurance Company	NDIL	—

Iraq Stock Exchange

Thursday 21/5/2026



سوق العراق للاوراق المالية
IRAQ STOCK EXCHANGE

Not Trading Bonds Bulletin

Bond type	Publish type	Code	last trading price	immortilize date
Banaa Bonds /Million ID	Second	CB20	964,981	19/12/2025
Eamar Bonds /Million ID	First	CB30	1,001,095	—
Eamar Bonds /Million ID	Second	CB40	—	—
Eamar Bonds /500 Thousand ID	Third	CB45	—	—
Eamar Bonds /Million ID	Third	CB50	—	—
Injaz Bonds /500 Thousand ID	First	CB55	—	—
Injaz Bonds /Million ID	First	CB60	951,110	—
Injaz Bonds /500 Thousand ID	Second	CB65	507,301	—
Injaz Bonds /Million ID	Second	CB70	965,050	—
Injaz Bonds /500 Thousand ID	Third	CB75	—	—
Injaz Bonds /Million ID	Third	CB80	978,182	—
National Bonds/Million ID	First	CB90	—	—
National Bonds/500 Thousand ID	Second	CB95	—	—
National Bonds/Million ID	Second	CB100	—	—