

Iraq Stock Exchange



Trading Session Sunday 21/4/2024 -

Traded Volume 2,149,610,504

ISX Index 60 973.24

Previous ISX Index60 957.71

Change % 1.62

Change 15.53

Listed Companies 103

Traded Companies 49

General Assembly Co. 4

Suspended Co. 2

Bulletin No (74) of 2024

Traded Value 2,993,612,958 Trades 1073

ISX Index 15 1080.28

Previous ISX Index15 1059.66

Change % 1.95

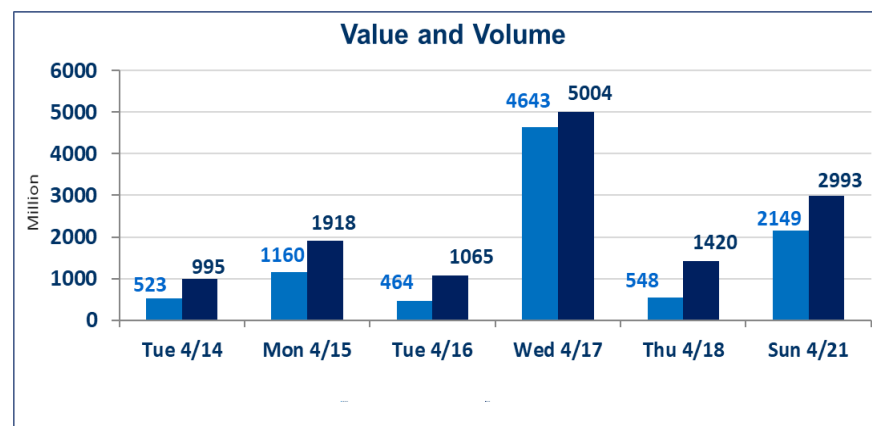
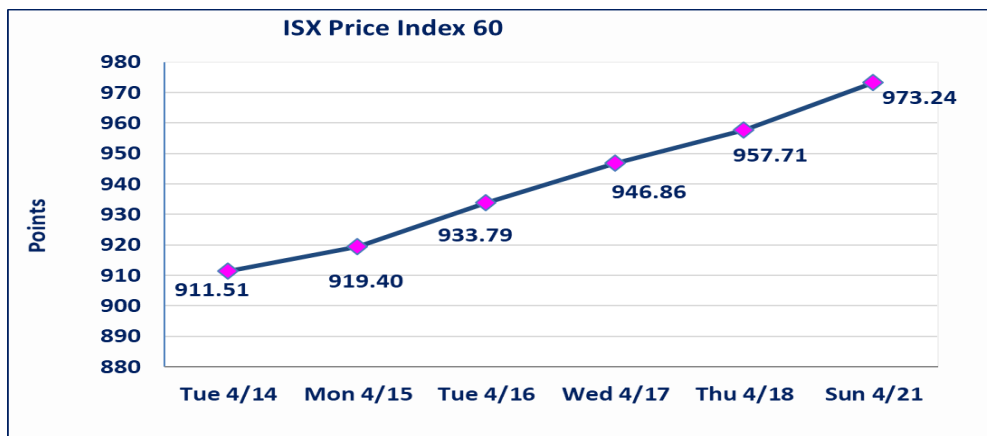
Change 20.62

Non Traded Co. 48

High Companies 15

Low Companies 13

Un Listed Companies OTC 2



Special Orders

Al Kassab brokerage Firms (Buy) & (Sell) executed International Cross to Asia Al Iraq Bank with volume (1,300,000,000) share and value (1,170,000,000) IQD, on an additional session time after 12 o'clock .

Gainers

Company Name	Closing Price	Change (%)	Traded Volume
Dar Al-Salam for Insurance	0.790	11.27	9,815,000
Al-Kindi of Veterinary Vaccines	1.700	6.25	100,000
National Islamic Bank	0.600	5.26	2,000,000
Baghdad Soft Drinks	4.440	3.26	42,243,548
Asia Cell Telecommunication	9.830	3.15	9,285,812

Losers

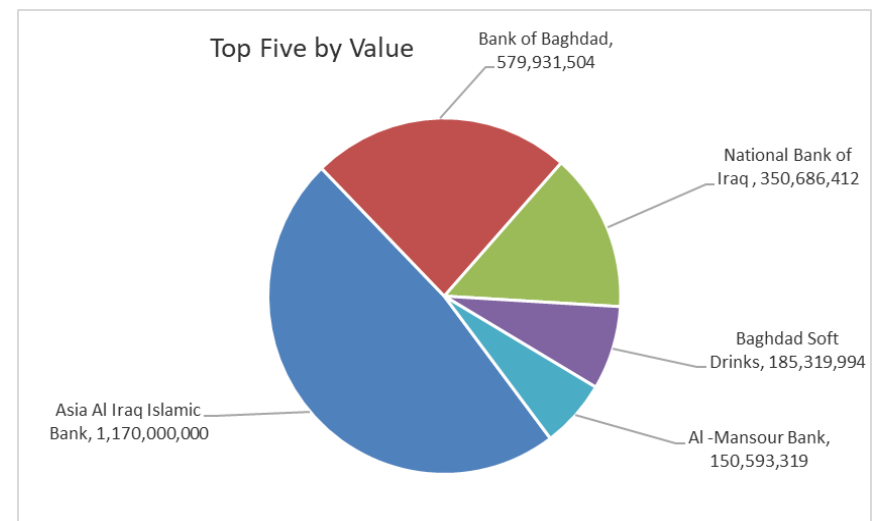
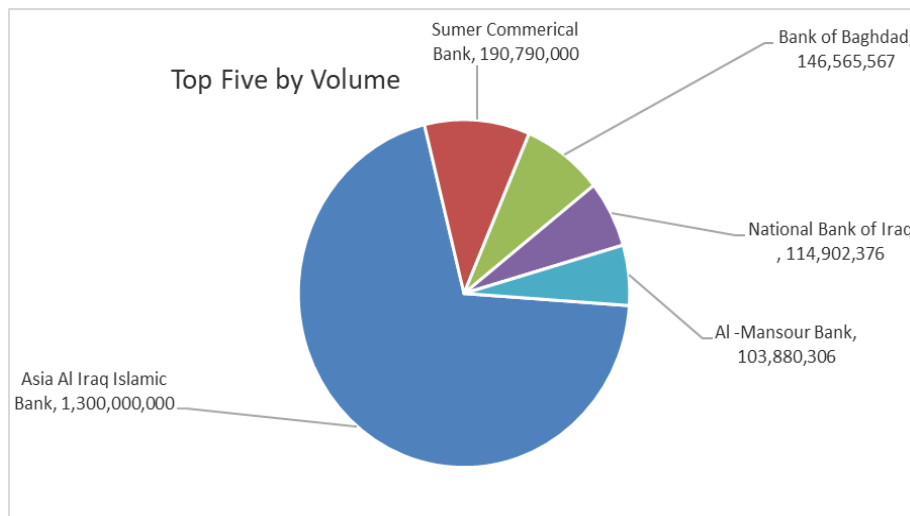
Company Name	Closing Price	Change (%)	Traded Volume
Gulf Insurance	0.340	-15.00	1,000,000
Union Bank of Iraq	0.220	-12.00	275,445
International Islamic Bank	0.510	-8.93	3,599,162
Metallic Industries and Bicycles	1.750	-7.89	2,288,096
Modern Construction Materials	0.630	-4.55	970,000

Traded Volume

Company Name	Closing Price	Change (%)	Traded Volume
Asia Al Iraq Islamic Bank	0.900	0.00	1,300,000,000
Sumer Commerical Bank	0.100	0.00	190,790,000
Bank of Baghdad	3.980	3.11	146,565,567
National Bank of Iraq	3.050	2.35	114,902,376
Al -Mansour Bank	1.460	2.10	103,880,306

Traded Value

Company Name	Closing Price	Change (%)	Traded Value
Asia Al Iraq Islamic Bank	0.900	0.00	1,170,000,000
Bank of Baghdad	3.980	3.11	579,931,504
National Bank of Iraq	3.050	2.35	350,686,412
Baghdad Soft Drinks	4.440	3.26	185,319,994
Al -Mansour Bank	1.460	2.10	150,593,319



Regular Market Bulletin No (74)



Company Name	Code	opening Price	highest price	lowest price	Average price	Prev Average price	Closing Price	prev closing price	change (%)	No.of Trades	Traded Volume	Traded Value
Banks Sector												
Asia Al Iraq Islamic Bank	BAIB	0.900	0.900	0.900	0.900	0.900	0.900	0.900	0.00	1	1,300,000,000	1,170,000,000
Ashur International Bank	BASH	0.320	0.320	0.320	0.320	0.320	0.320	0.320	0.00	1	5,000,000	1,600,000
Bank of Baghdad	BBOB	3.860	4.000	3.850	3.960	3.770	3.980	3.860	3.11	255	146,565,567	579,931,504
Commercial Bank of Iraq	BCOI	0.830	0.830	0.820	0.820	0.830	0.820	0.830	-1.20	27	27,088,212	22,309,523
Economy Bank	BEFI	0.200	0.200	0.200	0.200	0.200	0.200	0.200	0.00	2	10,000,000	2,000,000
Gulf Commercial Bank	BGUC	0.190	0.190	0.190	0.190	0.190	0.190	0.190	0.00	2	20,000,000	3,800,000
Investment Bank of Iraq	BIBI	0.370	0.370	0.370	0.370	0.370	0.370	0.370	0.00	4	6,602,000	2,442,740
Iraqi Islamic Bank	BIIB	1.110	1.200	1.110	1.140	1.100	1.130	1.110	1.80	61	58,168,370	66,342,203
Middle East Bank	BIME	0.110	0.110	0.110	0.110	0.110	0.110	0.110	0.00	5	9,000,794	990,087
Mosul Bank For Investment	BMFI	0.200	0.200	0.200	0.200	0.200	0.200	0.200	0.00	1	5,000,000	1,000,000
Al -Mansour Bank	BMNS	1.430	1.480	1.430	1.450	1.430	1.460	1.430	2.10	61	103,880,306	150,593,319
National Islamic Bank	BNAI	0.600	0.600	0.600	0.600	0.570	0.600	0.570	5.26	1	2,000,000	1,200,000
National Bank of Iraq	BNOI	2.980	3.120	2.970	3.050	2.930	3.050	2.980	2.35	210	114,902,376	350,686,412
Sumer Commerical Bank	BSUC	0.100	0.100	0.100	0.100	0.100	0.100	0.100	0.00	26	190,790,000	19,079,000
Al-Taif Islamic Bank	BTIB	0.710	0.710	0.700	0.710	0.710	0.700	0.710	-1.41	5	375,827	265,837
United Bank	BUND	0.080	0.080	0.080	0.080	0.080	0.080	0.080	0.00	5	14,000,623	1,120,050
Union Bank of Iraq	BUOI	0.250	0.250	0.220	0.220	0.250	0.220	0.250	-12.00	2	275,445	61,361
Total Of Banks Sector										669	2,013,649,520	2,373,422,037
Telecommunication Sector												
Asia Cell Telecommunication	TASC	9.600	9.850	9.600	9.770	9.430	9.830	9.530	3.15	58	9,285,812	90,741,012
Al-Khatem Telecoms	TZNI	2.430	2.430	2.430	2.430	2.420	2.430	2.420	0.41	1	1,151	2,797
Total Of Telecommunication										59	9,286,963	90,743,809
Insurance Sector												
Dar Al-Salam for Insurance	NDSA	0.790	0.790	0.790	0.790	0.710	0.790	0.710	11.27	2	9,815,000	7,753,850
Gulf Insurance	NGIR	0.340	0.340	0.340	0.340	0.400	0.340	0.400	-15.00	1	1,000,000	340,000
Total Of Insurance Sector										3	10,815,000	8,093,850
Services Sector												
Baghdad -Iraq Transportati	SBPT	37.000	38.000	37.000	37.010	36.730	37.000	37.000	0.00	13	225,603	8,348,731
Kharkh Tour Amuzement Ci	SKTA	4.610	4.610	4.610	4.610	4.600	4.610	4.600	0.22	3	65,000	299,650
Mamoura Realestate Invest	SMRI	7.050	7.180	7.050	7.050	7.030	7.050	7.050	0.00	5	373,352	2,632,156
Total Of Services Sector										21	663,955	11,280,537
Industry Sector												
Baghdad Soft Drinks	IBSD	4.300	4.440	4.300	4.390	4.290	4.440	4.300	3.26	86	42,243,548	185,319,994
Iraqi Marketing Date	IIDP	1.620	1.630	1.620	1.630	1.620	1.630	1.620	0.62	2	200,000	325,000
Iraqi For Tufted Carpets	IITC	14.520	14.520	14.520	14.520	14.520	14.520	14.520	0.00	1	309	4,487
Al-Kindi of Veterinary Vacci	IKLV	1.700	1.700	1.700	1.700	1.600	1.700	1.600	6.25	1	100,000	170,000
Al-Mansour Pharmaceutical	IMAP	1.930	1.930	1.930	1.930	1.930	1.930	1.930	0.00	2	200,444	386,857
Metallic Industries and Bicy	IMIB	1.950	1.950	1.750	1.770	1.900	1.750	1.900	-7.89	9	2,288,096	4,051,846
Ready Made Clothes	IRMC	3.900	3.900	3.900	3.900	3.900	3.900	3.900	0.00	2	50,000	195,000
Total Of Industry Sector										103	45,082,397	190,453,183
Hotels Sector												
Baghdad Hotel	HBAG	11.250	11.250	11.250	11.250	11.250	11.250	11.250	0.00	4	986,000	11,092,500
Ishtar Hotel	HISH	9.300	9.400	9.290	9.310	9.250	9.400	9.240	1.73	42	8,000,000	74,490,500
Al-Mansour Hotel	HMAN	46.000	46.000	44.000	44.470	45.000	44.000	45.000	-2.22	6	311,980	13,874,300
Total Of Hotels Sector										52	9,297,980	99,457,300

Agriculture Sector												
Iraqi for Seed Production	AISP	8.800	8.800	8.400	8.510	8.790	8.500	8.800	-3.41	74	13,781,753	117,317,316
Total Of Agriculture Sector										74	13,781,753	117,317,316
Total Of Regular										981	2,102,577,568	2,890,768,032

Non Regular Market Bulletin No (74)

Company Name	Code	opening Price	highest price	lowest price	Average price	Prev Average price	Closing Price	prev closing price	change (%)	No.of Trades	Traded Volume	Traded Value
Banks Sector												
International Islamic Bank	BINT	0.560	0.560	0.510	0.530	0.550	0.510	0.560	-8.93	32	3,599,162	1,891,155
Al Attaa Islamic Bank	BLAD	0.130	0.130	0.130	0.130	0.130	0.130	0.130	0.00	1	10,000	1,300
Credit Bank	BROI	1.050	1.050	1.040	1.040	1.060	1.050	1.060	-0.94	10	10,050,000	10,492,500
Trans Iraq Bank for Investm	BTRI	0.650	0.650	0.650	0.650	0.650	0.650	0.650	0.00	1	733,332	476,666
Total Of Banks Sector										44	14,392,494	12,861,621
Services Sector												
Al-Ameen Estate Investmen	SAEI	2.900	2.900	2.900	2.900	2.920	2.900	2.920	-0.68	5	3,750,000	10,875,000
Total Of Services Sector										5	3,750,000	10,875,000
Industry Sector												
Fallujah for construction Ma	IFCM	3.700	3.710	3.700	3.700	3.670	3.700	3.650	1.37	14	3,200,000	11,848,000
Total Of Industry Sector										14	3,200,000	11,848,000
Hotels Sector												
AL-Wiaam for Financial Inve	VWIF	0.350	0.350	0.350	0.350	0.350	0.350	0.350	0.00	1	20,000	7,000
Total Of Banks Sector										1	20,000	7,000
Total Of Non Regular										64	21,362,494	35,591,621

Undisclosed Platform Companies Bulletin (74)

Company Name	Code	opening Price	highest price	lowest price	Average price	Prev Average price	Closing Price	prev closing price	change (%)	No.of Trades	Traded Volume	Traded Value
Industry Sector												
Al-Hilal Industries	IHLI	1.000	1.000	0.980	0.980	1.000	0.980	1.000	-2.00	4	2,000,000	1,962,000
Iraqi Carton Manufacturies	IICM	1.160	1.170	1.160	1.170	1.150	1.170	1.150	1.74	6	8,157,512	9,541,214
Modern Construction Mater	IMCM	0.630	0.630	0.630	0.630	0.660	0.630	0.660	-4.55	1	970,000	611,100
National Chemical &Plastic	INCP	1.840	1.840	1.820	1.820	1.850	1.820	1.850	-1.62	6	2,542,930	4,638,991
The Light Industries	ITLI	0.700	0.700	0.700	0.700	0.700	0.700	0.700	0.00	2	5,000,000	3,500,000
Total Of Industry Sector										19	18,670,442	20,253,305
Services Sector												
AL-Badia for General Trans	SBAG	0.600	0.600	0.600	0.600	0.600	0.600	0.600	0.00	6	5,000,000	3,000,000
Total Of Services Sector										6	5,000,000	3,000,000
Hotels Sector												
Palestine Hotel	HPAL	22.000	22.000	22.000	22.000	22.020	22.000	22.000	0.00	3	2,000,000	44,000,000
Total Of Hotels Sector										3	2,000,000	44,000,000
Total of un disclosed										28	25,670,442	67,253,305
Grand Total										1,073	2,149,610,504	2,993,612,958



Not Trading Bonds Bulletin

Bond type	Publish type	Code	last trading price	immortilize date
Banaa Bonds / million ID	First	CB10	1030000	10/12/2025
Banaa Bonds / million ID	second	CB20	964981	19/12/2025
Amara Bonds /500 thousand	First	CB25	—	9/10/2025
Amara Bonds /Million ID	First	CB30	984000	9/10/2027
Amara Bonds /500 thousand	Second	CB35	—	—
Amara Bonds /Million ID	Second	CB40	—	—
Amara Bonds /Third publish	according to ISC and BOG decision list and trade Amara Third publish , start deposit from 28/3/2024 and first trading will be on Wednesday 21/4/2024			

Iraq Stock Exchange



Trading Session Sunday 21/4/2024

Not Trading OTC

Company Name	Code	Previous Average price
Rabee Securities	FRSE	—
Karmal Brokerage	FKSX	10.000

Iraq Stock Exchange
Non Iraqis' Bulletin Sunday April 21 2024
Regular Market



Non Iraqi Trading of Regular Market (Buy)

Company Names	Code	No.of trades	Traded Shares	Trading Volume
Banks Sector				
Bank Of Baghdad	BBOB	32	15,500,000	61,588,572
National Bank Of Iraq	BNOI	3	581,302	1,783,780
Al-Mansour Bank	BMNS	2	2,000,000	2,900,000
Total Bank sector		37	18,081,302	66,272,353
Telecommunication Sector				
Asia cell	TASC	1	12,820	124,995
Total Telecommunication sector		1	12,820	124,995
Grand Total		38	18,094,122	66,397,348

Non Iraqi Trading of Regular Market (Sell)

Company Names	Code	No.of trades	Traded Shares	Trading Volume
Banks Sector				
Bank Of Baghdad	BBOB	20	20,000,000	79,080,000
Union Bank of Iraq	BUOI	2	275,445	61,361
United Bank	BUND	1	2,000,000	160,000
Total Bank sector		23	22,275,445	79,301,361
Insurance Sector				
Gulf Insurance	NGIR	1	1,000,000	340,000
Total Insurance sector		1	1,000,000	340,000
Grand Total		24	23,275,445	79,641,361

Non Iraqi Trading of Undisclosed Platform (Sell)

Company Names	Code	No.of trades	Traded Shares	Trading Volume
Industry Sector				
Al -HiLal Industries	IHLI	4	2,000,000	1,962,000
National Chemical &Plastic Indust	INCP	1	2,000,000	3,640,000
Total Industry sector		5	4,000,000	5,602,000
Grand Total		5	4,000,000	5,602,000

Iraq Stock Exchange non trading companies on Sunday 21/4/2024

Company Names	Code	Previous Average Price	Closing Price
Banking Sector			
Cihan Islamic Bank	BCIH	2.200	2.200
Kurdistan International Bank	BKUI	0.760	0.770
Elaf Islamic Bank	BELF	0.550	0.550
Insurance Sector			
Al-Ameen for Insurance	NAME	0.710	0.700
Services Sector			
Rehab Karbala	HKAR	0.820	0.820
Al-Mosul for funfairs	SMOF	9.000	9.000
Al-Nukhba for construction	SNUC	0.670	0.670
Industry Sector			
Iraqi Engineering Works	IIEW	4.500	4.500
Modern Sewing	IMOS	10.000	10.000
Al -Khazer Road for Construction Material	IKHC	3.000	3.000
Hotels Sector			
Babylon Hotel	HBAY	110.000	110.000
Tourist Village of Mosul dam	HTVM	11.000	11.000
Agriculture Sector			
Agricultural Products Meat	AIPM	5.000	5.000
Middle East for Production- Fish	AMEF	7.300	7.300
Iraqi Agricultural Products	AIRP	19.500	19.500
Modern for Animal Production	AMAP	0.550	0.550
Al-Ahlyia agricultural production	AAHP	0.950	0.950
Company Names	Code	Previous Average Price	Closing Price
Banks Sector			
World Islamic Bank	BWOR	1.000	1.000
Zain Al-Iraq Islamic Bank	BZII	0.340	0.340
Al-Qurtas Islamic Bank	BQUR	1.000	1.000
Arabiya Islamic Bank	BAAI	1.000	1.000
Al Janoob Islamic Bank Investment	BJAB	1.000	1.000
Region Trade Bank	BRTB	1.000	1.000
Erbil Bank	BERI	0.110	0.110
Ameen Al Iraq Islamic Bank	BAME	1.000	1.000
International Development Bank	BIDB	1.000	1.000
Al- Qabidh Islamic Bank	BQAB	0.240	0.240
Al Anssari Islamic Bank	BANS	1.000	1.000
Iraq Noor Islamic Bank	BINI	1.050	1.050
AL- Mashreq al-Arabi Islamic Bank	BAMS	-	-
Erbil Bank	BERI	0.110	0.110
Trust International Islamic Bank	BTRU	0.750	0.750
Al Mustashar Bank	BMUI	1.000	1.000
Insurance Sector			
Alahliya For Insurance	NAHF	0.330	0.330
Al -Hamraa Insurance	NHAM	0.700	0.700
Investment Sector			
Al-Zawraa for Financial Investment	VZAF	0.180	0.180
			0.350
Bain Al-Nahrain Financial Investment	VMES	0.900	0.900
Al-Ameen for Financial Investment	VAMF	1.000	1.000
Services Sector			
Ibdaa Al-Sharq Al-Awsat	SIBD	1.000	1.000

Industry Sector			
Baghdad for Packing Materials	IBPM	2.800	2.800
National Furniture Industries	IHFI	2.610	2.610
Modern chemical industries	IMCI	100.000	100.000
Hotels Sector			
Ashour Hotel	HASH	17.600	17.600
Agriculture Sector			
Al-Ribas for Poultry and Fodder	AREB	–	–
Company Names	Code	Previous Average Price	Closing Price
Banks Sector			
Babylon Bank	BBAY	0.070	0.070
Services Sector			
General Transportation	SIGT	0.990	0.990
IndustrySector			
Electronic Industries	IELI	0.760	0.760
The Light Industries	ITLI	0.700	0.700
Investment Sector			
AL- Batek Investment	VBAT	0.370	0.370
Alkhair for financial Investment	VKHF	0.190	0.190
Hotels Sector			
Al-Sadeer Hotel	HSAD	27.000	27.000

Iraq Stock Exchange Suspended Companies

Al-Rajih Islamic Bank (BRAJ)	9/19/2021	The trading suspended for not produce the Annual disclosure for 2020 at closing price (1.000) ID.
North Bank (BNOR)	31/10/2022	The trading suspended by ISC decision at closing price (0.070) ID.

Iraq Stock Exchange News of listed companies Sunday 21/4/2024

Companies News

Credit Bank (BROI)	General Assembly Meeting will be hold on Thursday 2/5/2024 at the company to discuss financial statement of 2023 , cash dividend , increasing in company capital according to first , second /55, elect new board of Administration council . Trading has been suspend on Thursday 25/4/2024 .
AL- Mashreq al-Arabi Islamic Bank(BA)	General Assembly Meeting will be hold on Sunday 5/5/2024 at the trananing and development hall to discuss financial statement of 2023 , cash dividend . Trading has been suspend on Monday 29/4/2024 .
Iraqi Agricultural Products (AIRP)	General Assembly Meeting will be hold on Monday 6/5/2024 at the company to discuss financial statement of 2021 , cash dividend . Trading has been suspend on Tuesday 30/4/2024 .
out of trading	
Babil Animal&vegetable Products (ABAP)	General Assembly Meeting will be hold on Monday 11/12/2023 at theAl Jadriya to discuss financial statement of 2021,2022 , cash dividend , discuss the deficit Trading has been suspend on Thursday 7/12/2023 .
Iraqi Land Transport (SILT)	General Assembly Meeting will be hold on Wednesday 6/3/2024 at the Trade Ministry VIP Hall to resign the current board of Administration and elect new five board of Administration .Trading has been suspend on Sunday 3/3/2024.
Arabiya Islamic Bank (BAAI)	General Assembly Meeting will be hold on Satruday 19/4/2024 at Erbil Hotel to cancel the previous decision concern the increaing in company capital from (250) billion to (300) billion . Trading has been suspend on Tuesday 16/4/2024 .
National for Tourist Investment(HNTI)	General Assembly Meeting will be hold on Sunday 21/4/2024 at the company to discuss financial statement of 2022 , cash dividend. Trading has been suspend on Tuesday 16/4/2024 .