

Iraq Stock Exchange

Bulletin No (68)



سوق العراق للاوراق المالية
IRAQ STOCK EXCHANGE

ISX Trading Indices of Tuesday 21/4/2026

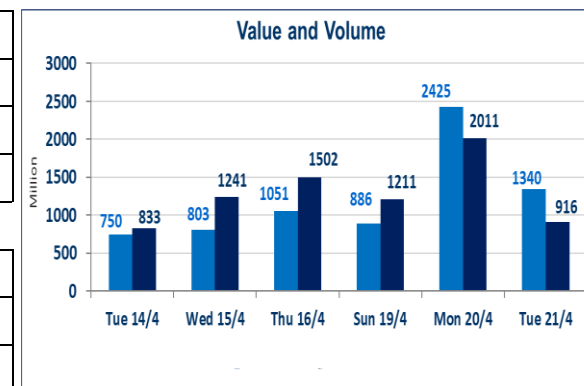
Traded Volume and OTC	1,340,195,130
-----------------------	---------------

Traded Value and OTC	916,323,046
----------------------	-------------

Traders	976
---------	-----

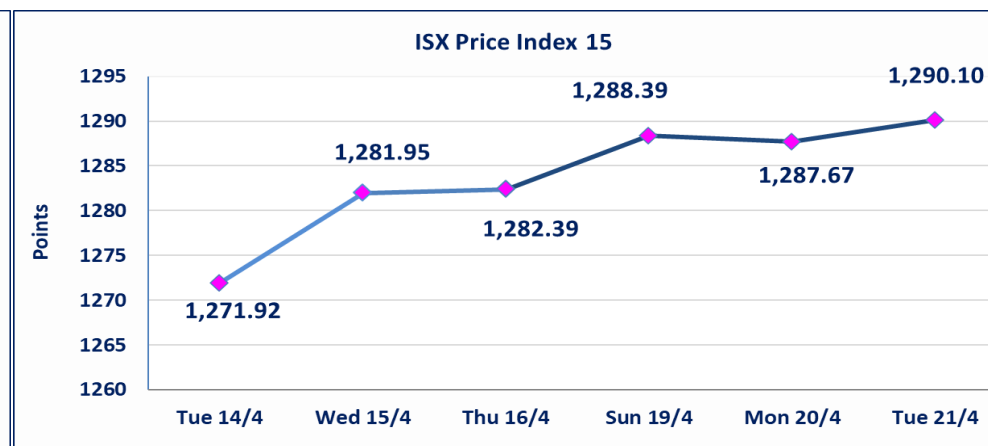
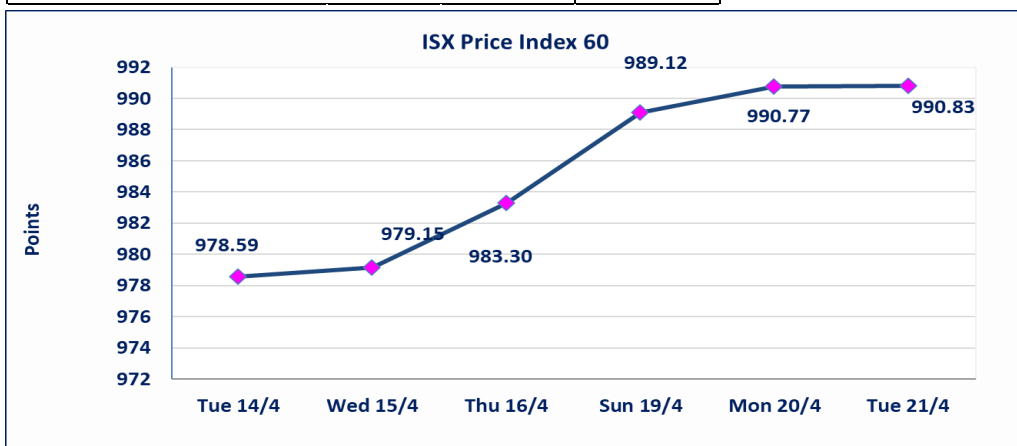
ISX Index 60	990.83
Previous ISX Index60	990.77
Change %	0.01
Change	0.06

ISX Index 15	1290.10
Previous ISX Index15	1287.67
Change %	0.19
Change	2.43



Listed Companies	104	OTC	14
Traded Listed Companies	47	OTC	1
GAM Companies	1		
Suspended Companies	8		

Non Traded listed	48	OTC	13
Higher Companies	13		
Lower Companies	10		



ISX top gaining and losing companies

Tuesday 21/4/2026

Gainers

Company Name	Closing Price	Change (%)	Traded Volume
Iraqi Islamic Bank	1.080	4.85	34,722,250
Economy Bank	0.220	4.76	17,839,937
Babil Animal & Vegetable Produc	9.920	4.64	197,796
National Islamic Bank	1.000	4.17	100,000
AL-Badia for General Trans	1.150	3.60	5,947,331

Losers

Company Name	Closing Price	Change (%)	Traded Volume
Sumer Commercial Bank	0.190	-5.00	29,081,467
Al-Ameen Estate Investment	1.740	-3.87	2,198,016
Mamoura Realestate	3.200	-1.84	500,000
Iraqi Carton Manufactories	2.590	-1.52	636,239
Al-Khatam Telecom	3.650	-1.35	312,064

The most active companies in term of traded volume and value

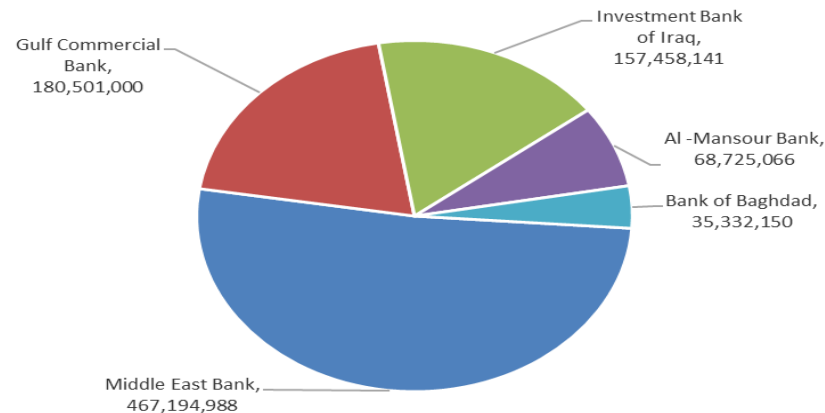
Traded Volume

Company Name	Closing Price	Change (%)	Traded Volume
Middle East Bank	0.110	0.00	467,194,988
Gulf Commercial Bank	0.380	0.00	180,501,000
Investment Bank of Iraq	0.220	0.00	157,458,141
Al -Mansour Bank	1.740	0.00	68,725,066
Bank of Baghdad	3.310	-1.19	35,332,150

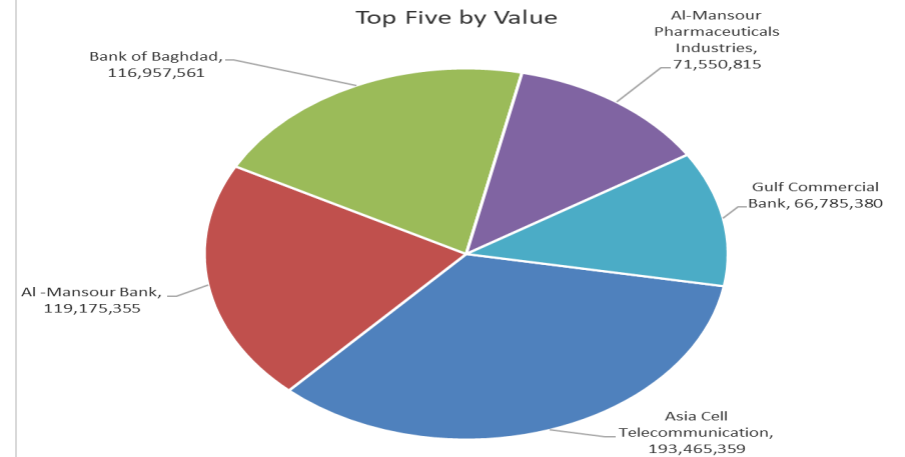
Traded Value

Company Name	Closing Price	Change (%)	Traded Value
Asia Cell Telecommunication	16.550	1.10	193,465,359
Al -Mansour Bank	1.740	0.00	119,175,355
Bank of Baghdad	3.310	-1.19	116,957,561
Al-Mansour Pharmaceuticals Indu	2.230	1.36	71,550,815
Gulf Commercial Bank	0.380	0.00	66,785,380

Top Five by Volume



Top Five by Value



Regular Market Bulletin No (68)



Company Name	Code	opening Price	highest price	lowest price	Average price	Prev Average price	Closing Price	prev closing price	change (%)	No.of Trades	Traded Volume	Traded Value
Banks Sector												
Ashur International Bank	BASH	0.250	0.250	0.250	0.250	0.250	0.250	0.250	0.00	9	13,993,200	3,498,300
Bank of Baghdad	BBOB	3.350	3.370	3.300	3.310	3.310	3.310	3.350	-1.19	98	35,332,150	116,957,561
Commercial Islamic Bank of Iraq	BCOI	0.670	0.670	0.670	0.670	0.670	0.670	0.670	0.00	1	200,000	134,000
Economy Bank	BEFI	0.220	0.220	0.220	0.220	0.220	0.220	0.210	4.76	7	17,839,937	3,924,786
Elaf Islamic Bank	BELF	0.260	0.260	0.250	0.250	0.250	0.250	0.250	0.00	8	2,101,000	525,350
Gulf Commercial Bank	BGUC	0.370	0.380	0.370	0.370	0.380	0.380	0.380	0.00	40	180,501,000	66,785,380
Investment Bank of Iraq	BIBI	0.230	0.230	0.210	0.210	0.220	0.220	0.220	0.00	38	157,458,141	33,492,911
Iraqi Islamic Bank	BIIB	1.020	1.080	1.020	1.060	1.020	1.080	1.030	4.85	84	34,722,250	36,949,013
Middle East Bank	BIME	0.110	0.120	0.110	0.110	0.100	0.110	0.110	0.00	69	467,194,988	51,392,287
Mosul Bank For Investment	BMFI	0.150	0.150	0.140	0.140	0.140	0.140	0.140	0.00	5	10,311,000	1,443,650
Al -Mansour Bank	BMNS	1.730	1.740	1.730	1.730	1.730	1.740	1.740	0.00	107	68,725,066	119,175,355
National Islamic Bank	BNAI	1.000	1.000	1.000	1.000	0.960	1.000	0.960	4.17	1	100,000	100,000
Sumer Commercial Bank	BSUC	0.200	0.200	0.190	0.190	0.190	0.190	0.200	-5.00	29	29,081,467	5,545,479
Al-Taif Islamic Bank	BTIB	0.670	0.670	0.670	0.670	0.670	0.670	0.670	0.00	2	14,000	9,380
Total of Banks Sector										498	1,017,574,199	439,933,451
Telecommunication Sector												
Asia Cell Telecommunication	TASC	16.370	16.600	16.370	16.490	16.320	16.550	16.370	1.10	143	11,732,841	193,465,359
Al-Khatam Telecom	TZNI	3.700	3.700	3.650	3.680	3.700	3.650	3.700	-1.35	12	312,064	1,148,675
Total of Telecommunication Sector										155	12,044,905	194,614,034
Insurance Sector												
Al-Ameen for Insurance	NAME	0.910	0.910	0.910	0.910	0.910	0.910	0.910	0.00	7	32,222	29,322
Total of Insurance Sector										7	32,222	29,322
Service Sector												
Baghdad -Iraq Transportation	SBPT	23.050	23.120	23.050	23.070	23.220	23.120	23.240	-0.52	3	155,000	3,576,600
Kharkh Tour Amuzement City	SKTA	4.400	4.400	4.400	4.400	4.350	4.400	4.400	0.00	19	6,700,000	29,480,000
Mamoura Realestate	SMRI	3.200	3.200	3.200	3.200	3.250	3.200	3.260	-1.84	2	500,000	1,600,000
Total of Service Sector										24	7,355,000	34,656,600
Industrial Sector												
Baghdad Soft Drinks	IBSD	6.250	6.320	6.230	6.250	6.260	6.240	6.250	-0.16	85	6,982,745	43,676,201
Iraqi For Tufted Carpets	IITC	19.000	19.000	19.000	19.000	19.000	19.000	19.000	0.00	1	214	4,066
Al-Mansour Pharmaceuticals Inc	IMAP	2.200	2.230	2.200	2.220	2.200	2.230	2.200	1.36	14	32,204,869	71,550,815
Modern Sewing	IMOS	5.590	5.600	5.500	5.580	5.500	5.500	5.500	0.00	7	290,000	1,618,100
Total of Industrial Sector										107	39,477,828	116,849,182
Hotels Sector												
Baghdad Hotel	HBAG	11.760	11.760	11.750	11.760	11.750	11.750	11.750	0.00	4	1,454	17,094
Ishtar Hotels	HISH	9.140	9.140	9.140	9.140	9.050	9.140	9.050	0.99	5	65,210	596,019
Mansour Hotel	HMAN	50.000	50.000	50.000	50.000	50.000	50.000	50.000	0.00	4	3,530	176,500
Al-Sadeer Hotel	HSAD	22.970	22.980	22.970	22.980	22.980	22.980	22.980	0.00	3	86,504	1,987,832
Tourist Village of Mosul dam	HTVM	14.100	14.500	14.100	14.340	13.960	14.500	14.000	3.57	11	76,872	1,102,612
Total of Hotels Sector										27	233,570	3,880,057
Agricultural Sector												
Al-Ahlyia agricultural production	AAHP	2.110	2.110	2.110	2.110	2.100	2.110	2.100	0.48	1	82,464	173,999
Babil Animal & Vegetable Produ	ABAP	9.480	9.920	9.480	9.830	9.440	9.920	9.480	4.64	15	197,796	1,944,275
Modern for Animal Production	AMAP	0.350	0.370	0.350	0.350	0.360	0.370	0.360	2.78	6	1,104,053	386,471
Total of Agricultural Sector										22	1,384,313	2,504,745
Total Of Regular										840	1,078,102,037	792,467,392

Second Platform Market Bulletin No (68)



Company Name	Code	opening Price	highest price	lowest price	Average price	Prev Average price	Closing Price	prev closing price	change (%)	No.of Trades	Traded Volume	Traded Value
Banks Sector												
Credit Bank Of Iraq	BROI	0.600	0.600	0.600	0.600	0.600	0.600	0.600	0.00	4	3,010,000	1,806,000
Trans Iraq Bank Investment	BTRI	0.310	0.310	0.310	0.310	0.300	0.310	0.310	0.00	2	112,229	34,791
Total of Banks Sector										6	3,122,229	1,840,791
Insurance Sector												
Al-Hamraa for Insurance	NHAM	4.390	4.390	4.350	4.360	4.480	4.350	4.400	-1.14	13	19,884	86,678
Total of Insurance Sector										13	19,884	86,678
Industrial Sector												
Al-Ameen Estate Investment	SAEI	1.740	1.740	1.740	1.740	1.810	1.740	1.810	-3.87	5	2,198,016	3,824,548
Total of Industrial Sector										5	2,198,016	3,824,548
Industrial Sector												
Fallujah for construction Materi	IFCM	2.880	2.890	2.820	2.880	2.840	2.890	2.880	0.35	26	6,006,200	17,275,835
Total of Industrial Sector										26	6,006,200	17,275,835
Hotels Sector												
Ashour Hotel	HASH	32.150	32.150	32.150	32.150	32.200	32.150	32.200	-0.16	2	624	20,062
Total of Hotels Sector										2	624	20,062
Total of Non Regular										52	11,346,953	23,047,914

Undisclosed Platform Companies Bulletin No (68)



Company Name	Code	opening Price	highest price	lowest price	Average price	Prev Average price	Closing Price	prev closing price	change (%)	No.of Trades	Traded Volume	Traded Value
Industrial Sector												
AL-Badia for General Trans	SBAG	1.110	1.150	1.110	1.150	1.060	1.150	1.110	3.60	7	5,947,331	6,838,537
General Transportation	SIGT	1.700	1.700	1.700	1.700	1.700	1.700	1.700	0.00	1	5,847	9,940
Total of Industrial Sector										8	5,953,178	6,848,477
Industrial Sector												
Electronic Industry	IELI	1.620	1.620	1.620	1.620	1.620	1.620	1.620	0.00	4	1,070,664	1,734,476
Al-Hilal Industries	IHLI	1.350	1.370	1.350	1.360	1.310	1.370	1.350	1.48	2	31,810	43,144
Iraqi Carton Manufactories	IICM	2.630	2.630	2.590	2.600	2.570	2.590	2.630	-1.52	10	636,239	1,654,509
Modern Construction Materials	IMCM	1.300	1.300	1.300	1.300	1.300	1.300	1.300	0.00	1	100,000	130,000
The Light Industries	ITLI	1.210	1.210	1.210	1.210	1.210	1.210	1.210	0.00	6	1,675,289	2,027,100
Total of Industrial Sector										23	3,514,002	5,589,227
Hotels Sector												
Palestine Hotel	HPAL	18.350	18.350	18.350	18.350	18.410	18.350	18.350	0.00	2	1,892	34,718
Total of Hotels Sector										2	1,892	34,718
Agricultural Sector												
Iraqi for Seed Production	AISP	4.900	4.900	4.900	4.900	4.900	4.900	4.900	0.00	29	8,740,405	42,827,985
Total of Agricultural Sector										29	8740405	42,827,985
Total of Undisclosed										62	18,209,477	55,300,407
Grand Total										954	1,107,658,467	870,815,713

Iraq Stock Exchange not trading companies of Tuesday 21/4/2026

Company Names	Code	Previous Average Price	Closing Price
Banks Sector			
Kurdistan International Bank	BKUI	1.100	1.100
United Bank	BUND	0.050	0.050
Union Bank of Iraq	BUOI	0.170	0.170
Asia Al Iraq Islamic Bank	BAIB	0.780	0.780
Cihan Bank for Islamic Investment&Finan	BCIH	2.200	2.200
Insurance Sector			
Dar Al-Salam for Insurance	NDSA	0.760	0.760
Gulf Insurance	NGIR	0.430	0.430
Service Sector			
Al-Mosul for funfairs	SMOF	7.000	7.000
AL-Nukhba for Construction	SNUC	0.710	0.710
Rehab Karbalaa	HKAR	0.600	0.600
Industrial Sector			
Iraqi Date Processing and Marketing	IIDP	2.400	2.450
Ready Made Clothes	IRMC	2.300	2.300
Al -Khazer Construction Materials	IKHC	1.240	1.240
Al-Kindi of Veterinary Vaccines	IKLV	2.400	2.400
Iraqi Engineering Works	IIEW	5.770	5.770
Metallic Industries and Bicycles	IMIB	1.900	1.900
Hotels Sector			
Babylon Hotel	HBAY	102.000	102.000
National for Tourist Investment	HNTI	9.250	9.250
Agricultural Sector			
Agricultural Products Meat	AIPM	4.300	4.300
Iraqi Agricultural Products	AIRP	10.000	10.000
Middle East for Production- Fish	AMEF	5.990	5.990
Company Names	Code	Previous Average Price	Closing Price
Banks Sector			
International Islamic Bank	BINT	0.200	0.200
AL- Mal Islamic Bank	BMAL	1.000	1.000
Erbil Investment & FinanceBank	BERI	0.110	0.110
International Development Bank	BIDB	1.050	1.050
Al-Ataa Islamic Bank	BLAD	0.100	0.100
Al-Mashreq Al-Arabi Islamic Bank	BAMS	0.850	0.850
Iraq Noor Islamic Bank for Investment	BINI	0.250	0.250
Region Trade Bank	BRTB	1.000	1.010
Arab Islamic Bank	BAAI	1.000	1.000
Al-Rajih Islamic Bank	BRAJ	1.000	1.000
AL-Anssari Islamic Bank	BANS	0.050	0.050
Al-Mustashar Islamic Bank for Investmen	BMUI	1.000	1.000
Al-Qabidh Islamic Bank	BQAB	0.090	0.090
Trust International Islamic Bank	BTRU	0.750	0.750
World Islamic Bank for Investment	BWOR	1.000	1.000
Al janoob Islamic Bank	BJAB	0.940	0.940
Ameen Al-Iraq Islamic Bank	BAME	1.000	1.000
Investment Sector			
AL-Wiaam for Financial Investment	VWIF	0.690	0.690
Al-Ameen for Financial Investment	VAMF	1.200	1.200
Insurance Sector			
Alahliya For Insurance	NAHF	0.850	0.850
Industrial Sector			
National Furniture Industries	IHFI	0.900	0.900
Baghdad for Packing Materials	IBPM	2.850	2.850
Modern chemical industries	IMCI	100.000	100.000
Service Sector			
Ibdaa Al-sharq Alwast General Contractir	SIBD	1.000	1.000
Agricultural Sector			
AL-Rebass for Poultry&feed	AREB	-	-
Company Names	Code	Previous Average Price	Closing Price
Banks Sector			
Al-Qurtas Islamic Bank	BQUR	1.000	1.000
Industrial Sector			
National Chemical &Plastic	INCP	1.850	1.860

Iraq Stock Exchange
Non Iraqis' Bulletin Tuesday April 21 2026
Regular Market



Non Iraqi Trading of Regular Market (Sell)

Company Names	Code	No.of trades	Traded Shares	Trading Volume
Banks Sector				
Al-Mansour Bank	BMNS	6	2,000,000	3,470,000
Total Bank sector		6	2,000,000	3,470,000
Grand Total		6	2,000,000	3,470,000

OTC Platform Trading Bulletin No (68)

Company Name	Code	highest price	lowest price	Average price	No.of Trades	Traded Volume	Traded Value
Banks Sector							
Al-Warka Bank	BWAI	0.200	0.190	0.200	22	232,536,663	45,507,333
Total Of Money Service Sector					22	232,536,663	45,507,333
Total					22	232,536,663	45,507,333

Not Trading OTC Companies

Company Name	Code	Previous Average price
Banks Sector		
Hammurabi Commercial Bank	BHAM	—
Al-Sanam Islamic Bank	BSAN	3.000
Industrial Sector		
Kirkuk producing constructional materials	IKFP	2.500
Money Service Sector		
Karmal Brokerage	FKSX	10.000
Iraqi Deposit Insurance Corporation	FIDI	1.000
Rabee Securities	FRSE	9.500
Ishtar Gate for e-Paymant	FISH	1.000
Sama Baghdad Exchange	FSBE	—
Insurance Sector		
Shatt Al Arab Insurance	NSHA	1.000
Al Badia Insurance	NBAD	—
Kurdistan Insurance	NKUI	0.500
Elaf Insurance	NELF	—
Dilina Insurance Company	NDIL	—

Iraq Stock Exchange
Non Iraqis' Bulletin Tuesday April 21 2026
Regular Market



Non Iraqi Trading of OTC (Sell)

Company Names	Code	No.of trades	Traded Shares	Trading Volume
Banks Sector				
Warka Bank for inv.&Finance	BWAI	9	100,000,000	19,000,000
Total Bank sector		9	100,000,000	19,000,000
Grand Total		9	100,000,000	19,000,000

Iraq Stock Exchange

Tuesday 21/4/2026



سوق العراق للأوراق المالية
IRAQ STOCK EXCHANGE

Not Trading Bonds Bulletin

Bond type	Publish type	Code	last trading price	immortilize date
Banaa Bonds /Million ID	Second	CB20	964,981	19/12/2025
Eamar Bonds /Million ID	First	CB30	1,001,095	—
Eamar Bonds /Million ID	Second	CB40	—	—
Eamar Bonds /500 Thousand ID	Third	CB45	—	—
Eamar Bonds /Million ID	Third	CB50	—	—
Injaz Bonds /500 Thousand ID	First	CB55	—	—
Injaz Bonds /Million ID	First	CB60	951,110	—
Injaz Bonds /500 Thousand ID	Second	CB65	507,301	—
Injaz Bonds /Million ID	Second	CB70	965,050	—
Injaz Bonds /500 Thousand ID	Third	CB75	—	—
Injaz Bonds /Million ID	Third	CB80	978,182	—
National Bonds/Million ID	First	CB90	—	—
National Bonds/500 Thousand ID	Second	CB95	—	—
National Bonds/Million ID	Second	CB100	—	—