

ISX Trading Indices of Wednesday 20/5/2026

Traded Volume and OTC	28,566,070,328
-----------------------	----------------

Traded Value and OTC	27,218,593,973
----------------------	----------------

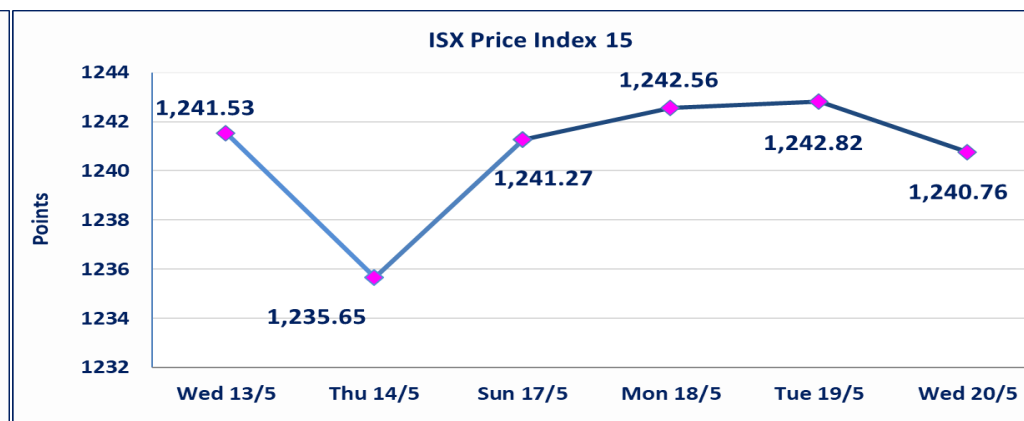
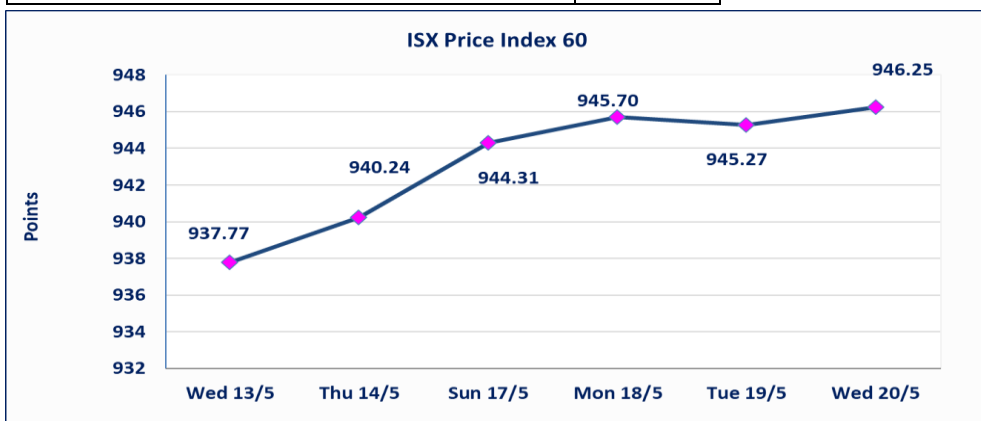
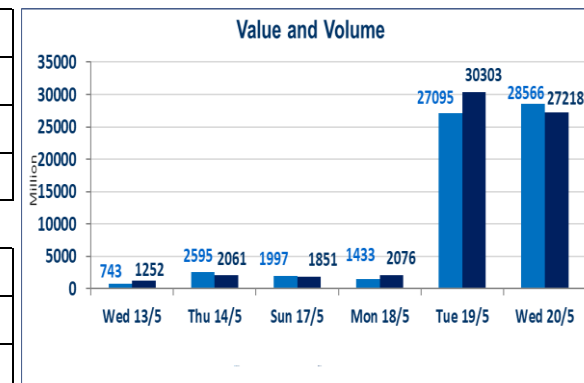
Traders	1332
---------	------

ISX Index 60	946.25
Previous ISX Index60	945.27
Change %	0.10
Change	0.98

ISX Index 15	1240.76
Previous ISX Index15	1242.82
Change %	-0.17
Change	-2.06

Listed Companies	104	OTC	14
Traded Listed Companies	45	OTC	1
GAM Companies	6		
Suspended Companies	8		

Non Traded listed	45	OTC	13
Higher Companies	10		
Lower Companies	16		



special orders	Elaf Brokerage Company executed a deliberate cross order on the shares of Al Qurtas Bank Company with a number of shares (24,750,000,000) shares with a value of (24,750,000,000) dinars, during the additional session time (after 1 pm) in accordance with the procedures for executing large transactions.
----------------	---------------------------------------------------------------------------------------------------------------------------------------------------------------------------------------------------------------------------------------------------------------------------------------------------------------

ISX top gaining and losing companies

Wednesday 20/5/2026

Gainers

Company Name	Closing Price	Change (%)	Traded Volume
Sumer Commercial Bank	0.200	5.26	151,583,263
National Chemical & Plastic	1.920	3.23	2,203,106
Gulf Commercial Bank	0.370	2.78	197,466,298
Iraqi for Seed Production	5.040	2.65	18,182,108
Mansour Hotel	53.990	1.87	5,001,703

Losers

Company Name	Closing Price	Change (%)	Traded Volume
United Bank	0.050	-16.67	2,269,688,668
Iraqi Engineering Works	6.040	-4.88	500,000
AL-Badia for General Trans	1.400	-4.76	27,884
Ashur International Bank	0.260	-3.70	21,145,525
Iraqi Agricultural Products	9.200	-2.13	15,000

The most active companies in term of traded volume and value

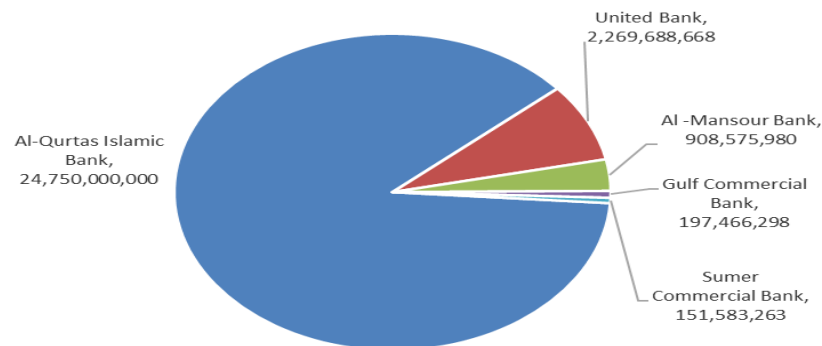
Traded Volume

Company Name	Closing Price	Change (%)	Traded Volume
Al-Qurtas Islamic Bank	1.000	0.00	24,750,000,000
United Bank	0.050	-16.67	2,269,688,668
Al -Mansour Bank	1.710	0.00	908,575,980
Gulf Commercial Bank	0.370	2.78	197,466,298
Sumer Commercial Bank	0.200	5.26	151,583,263

Traded Value

Company Name	Closing Price	Change (%)	Traded Value
Al-Qurtas Islamic Bank	1.000	0.00	24,750,000,000
Al -Mansour Bank	1.710	0.00	1,545,079,517
Mansour Hotel	53.990	1.87	265,090,754
Bank of Baghdad	2.720	0.00	114,379,802
United Bank	0.050	-16.67	113,484,533

Top Five by Volume



Top Five by Value



Regular Market Bulletin No (89)



Company Name	Code	opening Price	highest price	lowest price	Average price	Prev Average price	Closing Price	prev closing price	change (%)	No.of Trades	Traded Volume	Traded Value
Banks Sector												
Ashur International Bank	BASH	0.270	0.270	0.260	0.260	0.270	0.260	0.270	-3.70	19	21,145,525	5,498,489
Bank of Baghdad	BBOB	2.720	2.750	2.720	2.730	2.720	2.720	2.720	0.00	75	41,869,742	114,379,802
Commercial Islamic Bank of Iraq	BCOI	0.670	0.670	0.660	0.670	0.670	0.660	0.670	-1.49	9	8,828,232	5,877,394
Economy Bank	BEFI	0.220	0.230	0.220	0.220	0.230	0.230	0.230	0.00	9	22,353,607	4,919,237
Gulf Commercial Bank	BGUC	0.360	0.370	0.360	0.360	0.360	0.370	0.360	2.78	35	197,466,298	71,107,967
Investment Bank of Iraq	BIBI	0.250	0.250	0.250	0.250	0.250	0.250	0.250	0.00	1	1,000,000	250,000
Iraqi Islamic Bank	BIIB	1.050	1.080	1.050	1.050	1.060	1.070	1.060	0.94	20	9,029,259	9,522,471
Middle East Bank	BIME	0.090	0.090	0.090	0.090	0.090	0.090	0.090	0.00	10	34,014,760	3,061,328
Al -Mansour Bank	BMNS	1.710	1.720	1.700	1.700	1.710	1.710	1.710	0.00	145	908,575,980	1,545,079,517
National Bank of Iraq	BNOI	3.980	4.000	3.950	3.980	4.040	3.960	3.990	-0.75	99	14,367,456	57,208,466
Sumer Commercial Bank	BSUC	0.190	0.200	0.190	0.190	0.190	0.200	0.190	5.26	61	151,583,263	28,816,389
Al-Taif Islamic Bank	BTIB	0.630	0.630	0.630	0.630	0.630	0.630	0.630	0.00	5	106,290	66,963
United Bank	BUND	0.050	0.060	0.050	0.050	0.050	0.050	0.060	-16.67	342	2,269,688,668	113,484,533
Total of Banks Sector										830	3,680,029,080	1,959,272,556
Telecommunication Sector												
Al-Khatam Telecom	TZNI	3.840	3.840	3.750	3.810	3.740	3.790	3.840	-1.30	14	49,447	188,601
Total of Telecommunication Sector										14	49,447	188,601
Insurance Sector												
Al-Ameen for Insurance	NAME	0.880	0.890	0.880	0.880	0.880	0.880	0.880	0.00	27	9,659,995	8,505,796
Total of Insurance Sector										27	9,659,995	8,505,796
Service Sector												
Baghdad -Iraq Transportation	SBPT	22.400	22.400	22.390	22.400	22.400	22.400	22.400	0.00	10	130,407	2,920,817
Kharkh Tour Amuzement City	SKTA	4.450	4.500	4.400	4.450	4.450	4.500	4.450	1.12	7	12,054,707	53,646,149
Al-Mosul for funfairs	SMOF	7.000	7.000	7.000	7.000	7.100	7.000	7.100	-1.41	1	100,000	700,000
Mamoura Realestate	SMRI	3.240	3.250	3.200	3.220	3.200	3.200	3.240	-1.23	21	2,778,250	8,948,448
Rehab Karbalaa	HKAR	0.590	0.600	0.590	0.600	0.600	0.600	0.600	0.00	2	400,000	238,500
Total of Service Sector										41	15,463,364	66,453,914
Industrial Sector												
Baghdad Soft Drinks	IBSD	6.230	6.230	6.200	6.220	6.200	6.220	6.230	-0.16	86	4,594,477	28,573,028
Iraqi Carton Manufactories	IICM	2.500	2.500	2.480	2.480	2.500	2.480	2.500	-0.80	7	1,206,260	2,995,001
Iraqi Engineering Works	IIEW	6.040	6.040	6.040	6.040	6.350	6.040	6.350	-4.88	4	500,000	3,020,000
Al -Khazer Construction Material	IKHC	1.230	1.230	1.230	1.230	1.250	1.230	1.230	0.00	4	659,547	811,243
Al-Kindi of Veterinary Vaccines	IKLV	2.530	2.530	2.530	2.530	2.530	2.530	2.530	0.00	6	1,102,976	2,790,529
Metallic Industries and Bicycles	IMIB	1.900	1.910	1.900	1.910	1.900	1.910	1.900	0.53	2	102,500	195,750
Modern Sewing	IMOS	5.400	5.450	5.400	5.410	5.400	5.450	5.400	0.93	10	1,013,204	5,483,802
Total of Industrial Sector										119	9,178,964	43,869,353
Hotels Sector												
Baghdad Hotel	HBAG	12.000	12.000	12.000	12.000	12.000	12.000	12.000	0.00	1	414	4,968
Ishtar Hotels	HISH	9.010	9.010	9.000	9.000	9.010	9.000	9.020	-0.22	12	900,742	8,108,700
Mansour Hotel	HMAN	53.000	53.990	53.000	53.000	51.000	53.990	53.000	1.87	19	5,001,703	265,090,754
National for Tourist Investment	HNTI	9.000	9.000	9.000	9.000	9.000	9.000	9.000	0.00	2	1,913	17,217
Total of Hotels Sector										34	5,904,772	273,221,639
Agricultural Sector												
Iraqi Agricultural Products	AIRP	9.200	9.200	9.200	9.200	9.400	9.200	9.400	-2.13	1	15,000	138,000
Total of Agricultural Sector										1	15,000	138,000
Total Of Regular										1,066	3,720,300,622	2,351,649,859

Second Platform Market Bulletin No (89)



Company Name	Code	opening Price	highest price	lowest price	Average price	Prev Average price	Closing Price	prev closing price	change (%)	No.of Trades	Traded Volume	Traded Value
Banks Sector												
International Islamic Bank	BINT	0.200	0.200	0.200	0.200	0.200	0.200	0.200	0.00	1	695	139
Credit Bank Of Iraq	BROI	0.570	0.570	0.560	0.570	0.570	0.560	0.570	-1.75	12	4,635,612	2,619,125
Total of Banks Sector										13	4,636,307	2,619,264
Insurance Sector												
Al-Hamraa for Insurance	NHAM	4.500	4.500	4.500	4.500	4.500	4.500	4.500	0.00	6	2,539	11,426
Total of Insurance Sector										6	2,539	11,426
Service Sector												
Al-Ameen Estate Investment	SAEI	1.670	1.680	1.670	1.670	1.710	1.670	1.700	-1.76	8	980,000	1,636,900
Total of Industrial Sector										8	980,000	1,636,900
Industrial Sector												
Fallujah for construction Materi	IFCM	2.850	2.900	2.850	2.890	2.820	2.880	2.850	1.05	5	63,070	182,062
Total of Industrial Sector										5	63,070	182,062
Total of Non Regular										32	5,681,916	4,449,652

Undisclosed Platform Companies Bulletin No (89)



Company Name	Code	opening Price	highest price	lowest price	Average price	Prev Average price	Closing Price	prev closing price	change (%)	No.of Trades	Traded Volume	Traded Value
Banks Sector												
Al-Qurtas Islamic Bank	BQUR	1.000	1.000	1.000	1.000	1.000	1.000	1.000	0.00	2	24,750,000,000	24,750,000,000
Total of Banks Sector										2	24,750,000,000	24,750,000,000
Service Sector												
AL-Badia for General Trans	SBAG	1.450	1.450	1.400	1.440	1.470	1.400	1.470	-4.76	7	27,884	40,116
General Transportation	SIGT	1.560	1.560	1.560	1.560	1.560	1.560	1.560	0.00	3	117,326	183,029
Total of Industrial Sector										10	145,210	223,145
Industrial Sector												
Electronic Industry	IELI	1.400	1.400	1.400	1.400	1.400	1.400	1.400	0.00	2	637,501	892,501
National Chemical &Plastic	INCP	1.900	1.920	1.900	1.900	1.860	1.920	1.860	3.23	23	2,203,106	4,188,964
The Light Industries	ITLI	1.220	1.220	1.210	1.210	1.220	1.210	1.220	-0.82	6	1,367,000	1,657,740
Total of Industrial Sector										31	4,207,607	6,739,205
Hotels Sector												
Palestine Hotel	HPAL	18.500	18.600	18.500	18.530	18.500	18.500	18.500	0.00	9	140,940	2,611,437
Total of Hotels Sector										9	140,940	2,611,437
Agricultural Sector												
Iraqi for Seed Production	AISP	4.930	5.100	4.930	5.030	4.930	5.040	4.910	2.65	154	18,182,108	91,460,649
Total of Agricultural Sector										154	18182108	91,460,649
Total of Undisclosed										206	24,772,675,865	24,851,034,436
Grand Total										1,304	28,498,658,403	27,207,133,946

Iraq Stock Exchange not trading companies of Wednesday 20/5/2026

Company Names	Code	Previous Average Price	Closing Price
Banks Sector			
Mosul Bank For Investment	BMFI	0.140	0.140
Elaf Islamic Bank	BELF	0.230	0.240
National Islamic Bank	BNAI	1.000	1.000
Kurdistan International Bank	BKUI	1.110	1.110
Union Bank of Iraq	BUOI	0.170	0.170
Asia Al Iraq Islamic Bank	BAIB	0.780	0.780
Cihan Bank for Islamic Investment&Finan	BCIH	2.200	2.200
Insurance Sector			
Gulf Insurance	NGIR	0.450	0.450
Service Sector			
AL-Nukhba for Construction	SNUC	0.710	0.710
Industrial Sector			
Iraqi Date Processing and Marketing	IIDP	2.290	2.500
Al-Mansour Pharmaceuticals Industries	IMAP	2.460	2.450
Ready Made Clothes	IRMC	2.250	2.250
Hotels Sector			
Tourist Village of Mosul dam	HTVM	13.500	13.500
Al-Sadeer Hotel	HSAD	22.990	22.990
Babylon Hotel	HBAY	102.000	102.000
Agricultural Sector			
Al-Ahlyia agricultural production	AAHP	2.110	2.110
Agricultural Products Meat	AIPM	4.500	4.500
Middle East for Production- Fish	AMEF	5.990	5.990
Modern for Animal Production	AMAP	0.370	0.370
Company Names	Code	Previous Average Price	Closing Price
Banks Sector			
Al-Qabidh Islamic Bank	BQAB	0.090	0.090
Erbil Investment & FinanceBank	BERI	0.110	0.110
AL- Mal Islamic Bank	BMAL	1.000	1.000
Trans Iraq Bank Investment	BTRI	0.310	0.310
Al-Mashreq Al-Arabi Islamic Bank	BAMS	0.850	0.850
Region Trade Bank	BRTB	1.010	1.010
Arab Islamic Bank	BAAI	1.000	1.000
Al-Rajih Islamic Bank	BRAJ	1.000	1.000
Al-Mustashar Islamic Bank for Investmen	BMUI	1.000	1.000
Trust International Islamic Bank	BTRU	0.750	0.750
World Islamic Bank for Investment	BWOR	1.000	1.000
Al janoob Islamic Bank	BJAB	0.940	0.940
Ameen Al-Iraq Islamic Bank	BAME	1.000	1.000
Iraq Noor Islamic Bank for Investment	BINI	0.230	0.230
Al-Ataa Islamic Bank	BLAD	0.090	0.100
Insurance Sector			
Alahliya For Insurance	NAHF	0.820	0.820
Investment Sector			
Al-Ameen for Financial Investment	VAMF	1.260	1.260
AL-Wiaam for Financial Investment	VWIF	0.690	0.690
Industrial Sector			
National Furniture Industries	IHFI	0.900	0.900
Baghdad for Packing Materials	IBPM	2.860	2.860
Modern chemical industries	IMCI	100.000	100.000
Service Sector			
Ibdaa Al-sharq Alwast General Contractin	SIBD	1.000	1.000
Agricultural Sector			
AL-Rebass for Poultry&feed	AREB	-	-
Hotels Sector			
Ashour Hotel	HASH	27.990	27.990
Company Names	Code	Previous Average Price	Closing Price
Industrial Sector			
Al-Hilal Industries	IHLI	1.360	1.360
Modern Construction Materials	IMCM	1.150	1.150

Iraq Stock Exchange
Non Iraqis' Bulletin Wednesday May 20 2026
Regular Market



Non Iraqi Trading of Regular Market (Buy)

Company Names	Code	No.of trades	Traded Shares	Trading Volume
Banks Sector				
Commercial Bank of Iraq	BCOI	2	3,752,123	2,476,401
Bank Of Baghdad	BBOB	9	5,332,920	14,607,201
National Bank Of Iraq	BNOI	5	228,622	909,916
Al-Mansour Bank	BMNS	1	30,000	51,300
Total Bank sector		17	9,343,665	18,044,818
Agricultural Sector				
Iraqi for Seed Production	AISP	2	500,000	2,475,000
Total Agricultural Sector		2	500,000	2,475,000
Grand Total		19	9,843,665	20,519,818

Non Iraqi Trading of Regular Market (Sell)

Company Names	Code	No.of trades	Traded Shares	Trading Volume
Banks Sector				
National Bank Of Iraq	BNOI	1	500,000	1,990,000
Al-Mansour Bank	BMNS	30	500,000,000	850,000,000
Total Bank sector		31	500,500,000	851,990,000
Grand Total		31	500,500,000	851,990,000

Non Iraqi Trading of Second Market (BUY)

Company Names	Code	No. of trades	Traded Volume	Traded Value
Banks Sector				
Credit Bank Of Iraq	BROI	4	1,067,400	608,418
Total Bank sector		4	1,067,400	608,418
Grand Total		4	1,067,400	608,418

OTC Platform Trading Bulletin No (89)

Company Name	Code	highest price	lowest price	Average price	No.of Trades	Traded Volume	Traded Value
Banks Sector							
Al-Warka Bank	BWAI	0.170	0.170	0.170	28	67,411,925	11,460,027
Total Of Money Service Sector					28	67,411,925	11,460,027
Total					28	67,411,925	11,460,027

Not Trading OTC Companies

Company Name	Code	Previous Average price
Banks Sector		
Hammurabi Commercial Bank	BHAM	—
Al-Sanam Islamic Bank	BSAN	3.000
Industrial Sector		
Kirkuk producing constructional materials	IKFP	2.800
Money Service Sector		
Rabee Securities	FRSE	9.050
Karmal Brokerage	FKSX	10.000
Iraqi Deposit Insurance Corporation	FIDI	1.000
Ishtar Gate for e-Paymant	FISH	1.000
Sama Baghdad Exchange	FSBE	—
Insurance Sector		
Shatt Al Arab Insurance	NSHA	1.000
Al Badia Insurance	NBAD	—
Kurdistan Insurance	NKUI	0.500
Elaf Insurance	NELF	—
Dilina Insurance Company	NDIL	—

Iraq Stock Exchange

Wednesday 20/5/2026



سوق العراق للاوراق المالية
IRAQ STOCK EXCHANGE

Not Trading Bonds Bulletin

Bond type	Publish type	Code	last trading price	immortilize date
Banaa Bonds /Million ID	Second	CB20	964,981	19/12/2025
Eamar Bonds /Million ID	First	CB30	1,001,095	—
Eamar Bonds /Million ID	Second	CB40	—	—
Eamar Bonds /500 Thousand ID	Third	CB45	—	—
Eamar Bonds /Million ID	Third	CB50	—	—
Injaz Bonds /500 Thousand ID	First	CB55	—	—
Injaz Bonds /Million ID	First	CB60	951,110	—
Injaz Bonds /500 Thousand ID	Second	CB65	507,301	—
Injaz Bonds /Million ID	Second	CB70	965,050	—
Injaz Bonds /500 Thousand ID	Third	CB75	—	—
Injaz Bonds /Million ID	Third	CB80	978,182	—
National Bonds/Million ID	First	CB90	—	—
National Bonds/500 Thousand ID	Second	CB95	—	—
National Bonds/Million ID	Second	CB100	—	—