

# Iraq Stock Exchange

Bulletin No (67)



سوق العراق للاوراق المالية  
IRAQ STOCK EXCHANGE

## ISX Trading Indices of Monday 20/4/2026

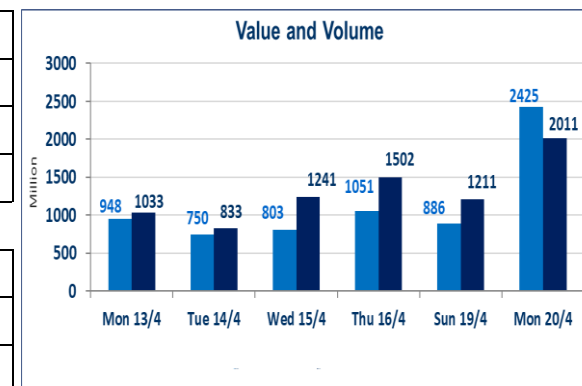
|                       |               |
|-----------------------|---------------|
| Traded Volume and OTC | 2,425,646,052 |
|-----------------------|---------------|

|                      |               |
|----------------------|---------------|
| Traded Value and OTC | 2,011,255,647 |
|----------------------|---------------|

|         |      |
|---------|------|
| Traders | 1400 |
|---------|------|

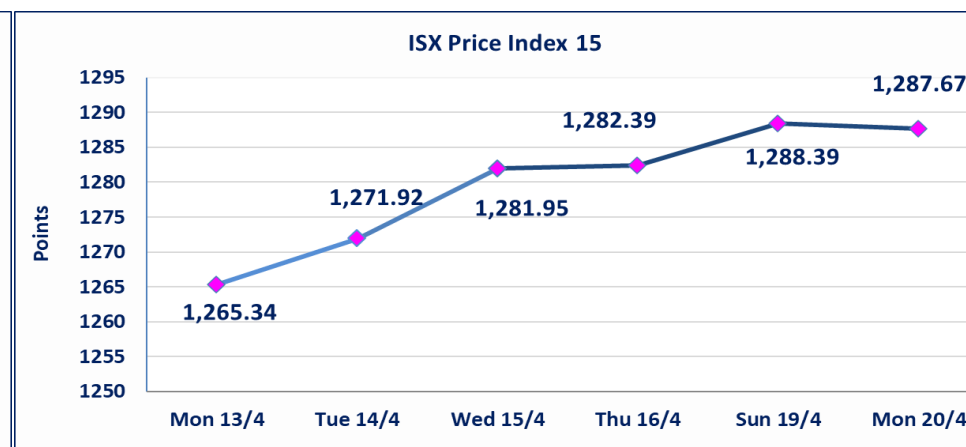
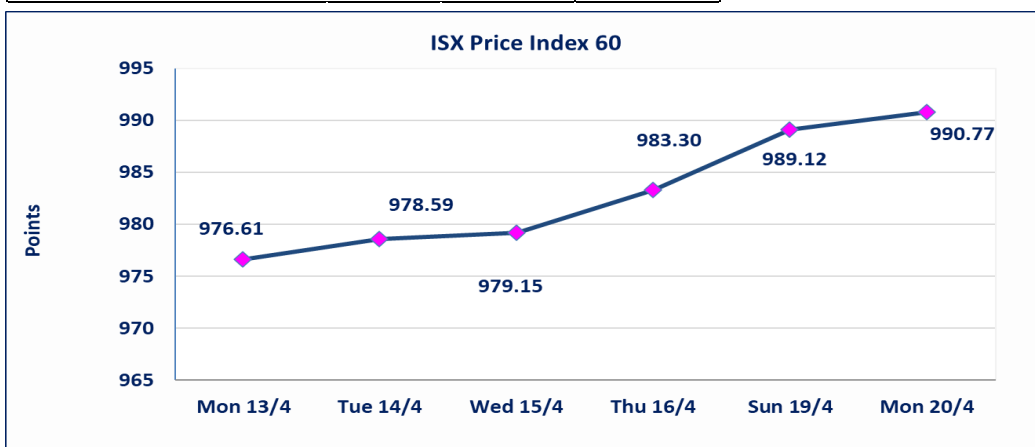
|                      |        |
|----------------------|--------|
| ISX Index 60         | 990.77 |
| Previous ISX Index60 | 989.12 |
| Change %             | 0.17   |
| Change               | 1.65   |

|                      |         |
|----------------------|---------|
| ISX Index 15         | 1287.67 |
| Previous ISX Index15 | 1288.39 |
| Change %             | -0.06   |
| Change               | -0.72   |



|                         |     |     |    |
|-------------------------|-----|-----|----|
| Listed Companies        | 104 | OTC | 14 |
| Traded Listed Companies | 55  | OTC | 3  |
| GAM Companies           | 0   |     |    |
| Suspended Companies     | 8   |     |    |

|                   |    |     |    |
|-------------------|----|-----|----|
| Non Traded listed | 41 | OTC | 11 |
| Higher Companies  | 17 |     |    |
| Lower Companies   | 10 |     |    |



## ISX top gaining and losing companies

Monday 20/4/2026

### Gainers

| Company Name                     | Closing Price | Change (%) | Traded Volume |
|----------------------------------|---------------|------------|---------------|
| Middle East Bank                 | 0.110         | 10.00      | 467,395,219   |
| Babil Animal & Vegetable Product | 9.480         | 4.98       | 193,138       |
| Investment Bank of Iraq          | 0.220         | 4.76       | 1,047,043,171 |
| Ashur International Bank         | 0.250         | 4.17       | 47,867,682    |
| Dar Al-Salam for Insurance       | 0.760         | 4.11       | 105,000       |

### Losers

| Company Name                | Closing Price | Change (%) | Traded Volume |
|-----------------------------|---------------|------------|---------------|
| Rehab Karbalaa              | 0.600         | -4.76      | 200,000       |
| Electronic Industry         | 1.620         | -4.71      | 50,000        |
| Economy Bank                | 0.210         | -4.55      | 2,000,000     |
| Al-Hamraa for Insurance     | 4.400         | -2.87      | 4,296         |
| National Chemical & Plastic | 1.860         | -1.59      | 730,972       |

### The most active companies in term of traded volume and value

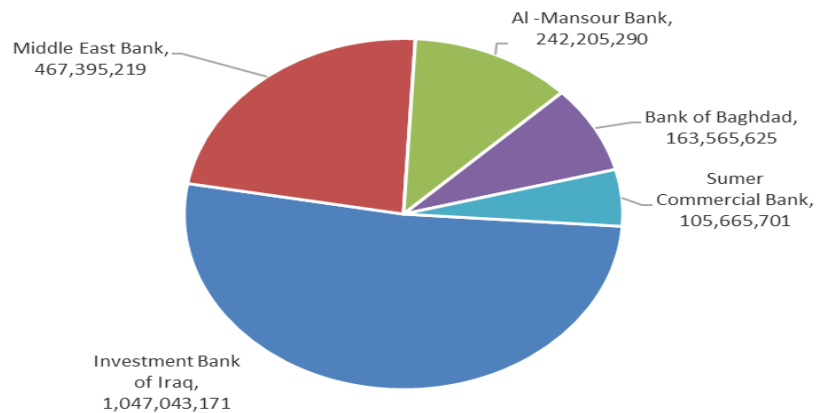
#### Traded Volume

| Company Name            | Closing Price | Change (%) | Traded Volume |
|-------------------------|---------------|------------|---------------|
| Investment Bank of Iraq | 0.220         | 4.76       | 1,047,043,171 |
| Middle East Bank        | 0.110         | 10.00      | 467,395,219   |
| Al -Mansour Bank        | 1.740         | 0.58       | 242,205,290   |
| Bank of Baghdad         | 3.350         | 0.90       | 163,565,625   |
| Sumer Commercial Bank   | 0.200         | 0.00       | 105,665,701   |

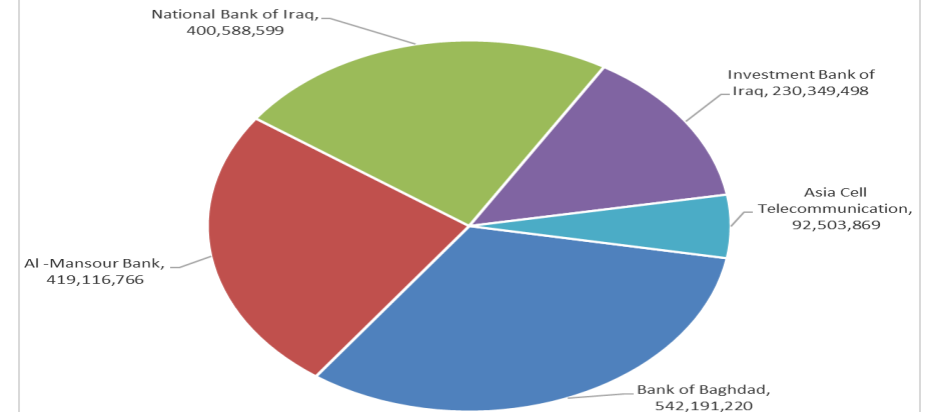
#### Traded Value

| Company Name                | Closing Price | Change (%) | Traded Value |
|-----------------------------|---------------|------------|--------------|
| Bank of Baghdad             | 3.350         | 0.90       | 542,191,220  |
| Al -Mansour Bank            | 1.740         | 0.58       | 419,116,766  |
| National Bank of Iraq       | 5.080         | -0.20      | 400,588,599  |
| Investment Bank of Iraq     | 0.220         | 4.76       | 230,349,498  |
| Asia Cell Telecommunication | 16.370        | 0.00       | 92,503,869   |

#### Top Five by Volume



#### Top Five by Value



## Regular Market Bulletin No (67)



| Company Name                             | Code | opening Price | highest price | lowest price | Average price | Prev Average price | Closing Price | prev closing price | change (%) | No.of Trades | Traded Volume | Traded Value  |
|--|------|---------------|---------------|--------------|---------------|--------------------|---------------|--------------------|------------|--------------|---------------|---------------|
| <b>Banks Sector</b>                      |      |               |               |              |               |                    |               |                    |            |              |               |               |
| Ashur International Bank                 | BASH | 0.240         | 0.250         | 0.240        | 0.250         | 0.240              | 0.250         | 0.240              | 4.17       | 18           | 47,867,682    | 11,905,254    |
| Bank of Baghdad                          | BBOB | 3.320         | 3.360         | 3.300        | 3.310         | 3.340              | 3.350         | 3.320              | 0.90       | 185          | 163,565,625   | 542,191,220   |
| Commercial Islamic Bank of Iraq          | BCOI | 0.670         | 0.670         | 0.670        | 0.670         | 0.670              | 0.670         | 0.670              | 0.00       | 21           | 28,580,116    | 19,148,678    |
| Economy Bank                             | BEFI | 0.220         | 0.220         | 0.210        | 0.220         | 0.220              | 0.210         | 0.220              | -4.55      | 2            | 2,000,000     | 430,000       |
| Gulf Commercial Bank                     | BGUC | 0.380         | 0.380         | 0.370        | 0.380         | 0.380              | 0.380         | 0.380              | 0.00       | 9            | 40,457,846    | 15,273,981    |
| Investment Bank of Iraq                  | BIBI | 0.220         | 0.220         | 0.220        | 0.220         | 0.210              | 0.220         | 0.210              | 4.76       | 30           | 1,047,043,171 | 230,349,498   |
| Iraqi Islamic Bank                       | BIIB | 1.020         | 1.030         | 1.000        | 1.020         | 1.010              | 1.030         | 1.020              | 0.98       | 37           | 18,505,059    | 18,783,766    |
| Middle East Bank                         | BIME | 0.100         | 0.110         | 0.100        | 0.100         | 0.100              | 0.110         | 0.100              | 10.00      | 76           | 467,395,219   | 48,391,250    |
| Kurdistan International Bank             | BKUI | 1.100         | 1.100         | 1.100        | 1.100         | 1.100              | 1.100         | 1.100              | 0.00       | 10           | 85,432        | 93,975        |
| Mosul Bank For Investment                | BMFI | 0.140         | 0.140         | 0.140        | 0.140         | 0.140              | 0.140         | 0.140              | 0.00       | 6            | 35,000,000    | 4,900,000     |
| Al -Mansour Bank                         | BMNS | 1.730         | 1.740         | 1.730        | 1.730         | 1.730              | 1.740         | 1.730              | 0.58       | 145          | 242,205,290   | 419,116,766   |
| National Bank of Iraq                    | BNOI | 5.090         | 5.110         | 5.000        | 5.090         | 5.090              | 5.080         | 5.090              | -0.20      | 255          | 78,624,653    | 400,588,599   |
| Sumer Commercial Bank                    | BSUC | 0.200         | 0.200         | 0.190        | 0.190         | 0.190              | 0.200         | 0.200              | 0.00       | 38           | 105,665,701   | 20,177,850    |
| Al-Taif Islamic Bank                     | BTIB | 0.670         | 0.670         | 0.670        | 0.670         | 0.670              | 0.670         | 0.670              | 0.00       | 3            | 184,769       | 123,795       |
| United Bank                              | BUND | 0.050         | 0.050         | 0.050        | 0.050         | 0.050              | 0.050         | 0.050              | 0.00       | 18           | 393,749       | 19,687        |
| <b>Total of Banks Sector</b>             |      |               |               |              |               |                    |               |                    |            | 853          | 2,277,574,312 | 1,731,494,319 |
| <b>Telecommunication Sector</b>          |      |               |               |              |               |                    |               |                    |            |              |               |               |
| Asia Cell Telecommunication              | TASC | 16.370        | 16.370        | 16.200       | 16.320        | 16.370             | 16.370        | 16.370             | 0.00       | 136          | 5,667,457     | 92,503,869    |
| Al-Khatam Telecom                        | TZNI | 3.700         | 3.700         | 3.700        | 3.700         | 3.700              | 3.700         | 3.700              | 0.00       | 6            | 55,645        | 205,887       |
| <b>Total of Telecommunication Sector</b> |      |               |               |              |               |                    |               |                    |            | 142          | 5,723,102     | 92,709,756    |
| <b>Insurance Sector</b>                  |      |               |               |              |               |                    |               |                    |            |              |               |               |
| Dar Al-Salam for Insurance               | NDSA | 0.760         | 0.760         | 0.760        | 0.760         | 0.730              | 0.760         | 0.730              | 4.11       | 1            | 105,000       | 79,800        |
| <b>Total of Insurance Sector</b>         |      |               |               |              |               |                    |               |                    |            | 1            | 105,000       | 79,800        |
| <b>Service Sector</b>                    |      |               |               |              |               |                    |               |                    |            |              |               |               |
| Baghdad -Iraq Transportation             | SBPT | 23.250        | 23.250        | 23.200       | 23.220        | 23.320             | 23.240        | 23.400             | -0.68      | 3            | 80,000        | 1,857,700     |
| Kharkh Tour Amuzement City               | SKTA | 4.350         | 4.400         | 4.350        | 4.350         | 4.310              | 4.400         | 4.310              | 2.09       | 8            | 7,260,000     | 31,593,500    |
| Mamoura Realestate                       | SMRI | 3.240         | 3.270         | 3.240        | 3.250         | 3.260              | 3.260         | 3.250              | 0.31       | 34           | 2,210,000     | 7,177,100     |
| Rehab Karbalaa                           | HKAR | 0.600         | 0.600         | 0.600        | 0.600         | 0.630              | 0.600         | 0.630              | -4.76      | 2            | 200,000       | 120,000       |
| <b>Total of Service Sector</b>           |      |               |               |              |               |                    |               |                    |            | 47           | 9,750,000     | 40,748,300    |
| <b>Industrial Sector</b>                 |      |               |               |              |               |                    |               |                    |            |              |               |               |
| Baghdad Soft Drinks                      | IBSD | 6.330         | 6.330         | 6.200        | 6.260         | 6.300              | 6.250         | 6.330              | -1.26      | 124          | 9,881,103     | 61,890,373    |
| Iraqi Date Processing and Marke          | IIDP | 2.400         | 2.450         | 2.400        | 2.400         | 2.450              | 2.450         | 2.450              | 0.00       | 4            | 979,975       | 2,352,190     |
| Iraqi For Tufted Carpets                 | IITC | 19.000        | 19.000        | 19.000       | 19.000        | 18.670             | 19.000        | 18.750             | 1.33       | 1            | 20,000        | 380,000       |
| Al-Mansour Pharmaceuticals Ing           | IMAP | 2.200         | 2.200         | 2.190        | 2.200         | 2.210              | 2.200         | 2.200              | 0.00       | 32           | 7,915,406     | 17,395,993    |
| Modern Sewing                            | IMOS | 5.500         | 5.500         | 5.500        | 5.500         | 5.500              | 5.500         | 5.500              | 0.00       | 3            | 38,073        | 209,402       |
| Ready Made Clothes                       | IRMC | 2.300         | 2.300         | 2.300        | 2.300         | 2.300              | 2.300         | 2.300              | 0.00       | 2            | 618,716       | 1,423,047     |
| <b>Total of Industrial Sector</b>        |      |               |               |              |               |                    |               |                    |            | 166          | 19,453,273    | 83,651,004    |
| <b>Hotels Sector</b>                     |      |               |               |              |               |                    |               |                    |            |              |               |               |
| Babylon Hotel                            | HBAY | 102.000       | 102.000       | 102.000      | 102.000       | 102.000            | 102.000       | 102.000            | 0.00       | 1            | 180           | 18,360        |
| Ishtar Hotels                            | HISH | 9.050         | 9.050         | 9.050        | 9.050         | 9.000              | 9.050         | 9.000              | 0.56       | 1            | 10,000        | 90,500        |
| Mansour Hotel                            | HMAN | 50.000        | 50.000        | 50.000       | 50.000        | 50.000             | 50.000        | 50.000             | 0.00       | 1            | 104           | 5,200         |
| National for Tourist Investment          | HNTI | 9.250         | 9.250         | 9.250        | 9.250         | 9.250              | 9.250         | 9.250              | 0.00       | 1            | 53,627        | 496,050       |
| Al-Sadeer Hotel                          | HSAD | 22.980        | 22.980        | 22.980       | 22.980        | 22.980             | 22.980        | 22.980             | 0.00       | 2            | 432           | 9,927         |
| Tourist Village of Mosul dam             | HTVM | 13.800        | 14.000        | 13.800       | 13.960        | 13.800             | 14.000        | 13.800             | 1.45       | 10           | 44,532        | 621,752       |
| <b>Total of Hotels Sector</b>            |      |               |               |              |               |                    |               |                    |            | 16           | 108,875       | 1,241,789     |
| <b>Agricultural Sector</b>               |      |               |               |              |               |                    |               |                    |            |              |               |               |
| Babil Animal & Vegetable Produ           | ABAP | 9.400         | 9.480         | 9.200        | 9.440         | 8.910              | 9.480         | 9.030              | 4.98       | 10           | 193,138       | 1,823,973     |
| Agricultural Products Meat               | AIPM | 4.300         | 4.300         | 4.300        | 4.300         | 4.300              | 4.300         | 4.300              | 0.00       | 3            | 30,569        | 131,447       |
| Iraqi Agricultural Products              | AIRP | 10.000        | 10.000        | 10.000       | 10.000        | 10.000             | 10.000        | 10.000             | 0.00       | 2            | 11,874        | 118,740       |
| Modern for Animal Production             | AMAP | 0.360         | 0.360         | 0.360        | 0.360         | 0.360              | 0.360         | 0.360              | 0.00       | 1            | 6,342         | 2,283         |
| <b>Total of Agricultural Sector</b>      |      |               |               |              |               |                    |               |                    |            | 16           | 241,923       | 2,076,443     |
| <b>Total Of Regular</b>                  |      |               |               |              |               |                    |               |                    |            | 1,241        | 2,312,956,485 | 1,952,001,412 |

**Second Platform Market Bulletin No (67)**



| Company Name                      | Code | opening Price | highest price | lowest price | Average price | Prev Average price | Closing Price | prev closing price | change (%) | No.of Trades | Traded Volume    | Traded Value     |
|-----------------------------------|------|---------------|---------------|--------------|---------------|--------------------|---------------|--------------------|------------|--------------|------------------|------------------|
| <b>Banks Sector</b>               |      |               |               |              |               |                    |               |                    |            |              |                  |                  |
| International Islamic Bank        | BINT | 0.200         | 0.200         | 0.200        | 0.200         | 0.200              | 0.200         | 0.200              | 0.00       | 1            | 497              | 99               |
| Credit Bank Of Iraq               | BROI | 0.600         | 0.600         | 0.600        | 0.600         | 0.600              | 0.600         | 0.600              | 0.00       | 8            | 1,651,185        | 990,711          |
| Trans Iraq Bank Investment        | BTRI | 0.300         | 0.310         | 0.300        | 0.300         | 0.300              | 0.310         | 0.300              | 3.33       | 4            | 101,657          | 30,555           |
| <b>Total of Banks Sector</b>      |      |               |               |              |               |                    |               |                    |            | <b>13</b>    | <b>1,753,339</b> | <b>1,021,365</b> |
| <b>Insurance Sector</b>           |      |               |               |              |               |                    |               |                    |            |              |                  |                  |
| Al-Hamraa for Insurance           | NHAM | 4.520         | 4.520         | 4.400        | 4.480         | 4.540              | 4.400         | 4.530              | -2.87      | 3            | 4,296            | 19,232           |
| <b>Total of Insurance Sector</b>  |      |               |               |              |               |                    |               |                    |            | <b>3</b>     | <b>4,296</b>     | <b>19,232</b>    |
| <b>Industrial Sector</b>          |      |               |               |              |               |                    |               |                    |            |              |                  |                  |
| Al-Ameen Estate Investment        | SAEI | 1.810         | 1.810         | 1.810        | 1.810         | 1.810              | 1.810         | 1.810              | 0.00       | 1            | 406              | 735              |
| <b>Total of Industrial Sector</b> |      |               |               |              |               |                    |               |                    |            | <b>1</b>     | <b>406</b>       | <b>735</b>       |
| <b>Industrial Sector</b>          |      |               |               |              |               |                    |               |                    |            |              |                  |                  |
| Fallujah for construction Materi  | IFCM | 2.820         | 2.880         | 2.820        | 2.840         | 2.910              | 2.880         | 2.900              | -0.69      | 7            | 725,000          | 2,061,000        |
| National Furniture Industries     | IHFI | 0.900         | 0.900         | 0.900        | 0.900         | 0.900              | 0.900         | 0.900              | 0.00       | 4            | 510,030          | 459,027          |
| <b>Total of Industrial Sector</b> |      |               |               |              |               |                    |               |                    |            | <b>11</b>    | <b>1,235,030</b> | <b>2,520,027</b> |
| <b>Hotels Sector</b>              |      |               |               |              |               |                    |               |                    |            |              |                  |                  |
| Ashour Hotel                      | HASH | 32.200        | 32.200        | 32.200       | 32.200        | 32.200             | 32.200        | 32.200             | 0.00       | 2            | 308              | 9,918            |
| <b>Total of Hotels Sector</b>     |      |               |               |              |               |                    |               |                    |            | <b>2</b>     | <b>308</b>       | <b>9,918</b>     |
| <b>Total of Non Regular</b>       |      |               |               |              |               |                    |               |                    |            | <b>30</b>    | <b>2,993,379</b> | <b>3,571,277</b> |

**Undisclosed Platform Companies Bulletin No (67)**



| Company Name                        | Code | opening Price | highest price | lowest price | Average price | Prev Average price | Closing Price | prev closing price | change (%) | No.of Trades | Traded Volume        | Traded Value         |
|-------------------------------------|------|---------------|---------------|--------------|---------------|--------------------|---------------|--------------------|------------|--------------|----------------------|----------------------|
| <b>Industrial Sector</b>            |      |               |               |              |               |                    |               |                    |            |              |                      |                      |
| AL-Badia for General Trans          | SBAG | 1.110         | 1.110         | 1.060        | 1.060         | 1.090              | 1.110         | 1.110              | 0.00       | 4            | 475,399              | 504,448              |
| General Transportation              | SIGT | 1.700         | 1.700         | 1.700        | 1.700         | 1.700              | 1.700         | 1.700              | 0.00       | 2            | 31,045               | 52,777               |
| <b>Total of Industrial Sector</b>   |      |               |               |              |               |                    |               |                    |            | <b>6</b>     | <b>506,444</b>       | <b>557,224</b>       |
| <b>Industrial Sector</b>            |      |               |               |              |               |                    |               |                    |            |              |                      |                      |
| Electronic Industry                 | IELI | 1.620         | 1.620         | 1.620        | 1.620         | 1.710              | 1.620         | 1.700              | -4.71      | 1            | 50,000               | 81,000               |
| Al-Hilal Industries                 | IHLI | 1.300         | 1.350         | 1.300        | 1.310         | 1.310              | 1.350         | 1.300              | 3.85       | 6            | 244,856              | 321,469              |
| Iraqi Carton Manufactories          | IICM | 2.600         | 2.630         | 2.550        | 2.570         | 2.600              | 2.630         | 2.600              | 1.15       | 11           | 653,647              | 1,682,527            |
| National Chemical &Plastic          | INCP | 1.890         | 1.890         | 1.830        | 1.850         | 1.890              | 1.860         | 1.890              | -1.59      | 4            | 730,972              | 1,350,055            |
| The Light Industries                | ITLI | 1.210         | 1.210         | 1.210        | 1.210         | 1.220              | 1.210         | 1.220              | -0.82      | 7            | 1,936,820            | 2,343,552            |
| <b>Total of Industrial Sector</b>   |      |               |               |              |               |                    |               |                    |            | <b>29</b>    | <b>3,616,295</b>     | <b>5,778,602</b>     |
| <b>Hotels Sector</b>                |      |               |               |              |               |                    |               |                    |            |              |                      |                      |
| Palestine Hotel                     | HPAL | 18.100        | 18.470        | 18.100       | 18.410        | 18.120             | 18.350        | 18.100             | 1.38       | 10           | 642,366              | 11,826,012           |
| <b>Total of Hotels Sector</b>       |      |               |               |              |               |                    |               |                    |            | <b>10</b>    | <b>642,366</b>       | <b>11,826,012</b>    |
| <b>Agricultural Sector</b>          |      |               |               |              |               |                    |               |                    |            |              |                      |                      |
| Iraqi for Seed Production           | AISP | 4.900         | 4.920         | 4.900        | 4.900         | 4.900              | 4.900         | 4.900              | 0.00       | 50           | 3,476,630            | 17,045,497           |
| <b>Total of Agricultural Sector</b> |      |               |               |              |               |                    |               |                    |            | <b>50</b>    | <b>3476630</b>       | <b>17,045,497</b>    |
| <b>Total of Undisclosed</b>         |      |               |               |              |               |                    |               |                    |            | <b>95</b>    | <b>8,241,735</b>     | <b>35,207,336</b>    |
| <b>Grand Total</b>                  |      |               |               |              |               |                    |               |                    |            | <b>1,366</b> | <b>2,324,191,599</b> | <b>1,990,780,024</b> |

## Iraq Stock Exchange not trading companies of Monday 20/4/2026

| Company Names                            | Code | Previous Average Price | Closing Price |
|--|------|------------------------|---------------|
| <b>Banks Sector</b>                      |      |                        |               |
| Elaf Islamic Bank                        | BELF | 0.250                  | 0.250         |
| National Islamic Bank                    | BNAI | 0.960                  | 0.960         |
| Union Bank of Iraq                       | BUOI | 0.170                  | 0.170         |
| Asia Al Iraq Islamic Bank                | BAIB | 0.780                  | 0.780         |
| Cihan Bank for Islamic Investment&Finan  | BCIH | 2.200                  | 2.200         |
| <b>Insurance Sector</b>                  |      |                        |               |
| Al-Ameen for Insurance                   | NAME | 0.910                  | 0.910         |
| Gulf Insurance                           | NGIR | 0.430                  | 0.430         |
| <b>Service Sector</b>                    |      |                        |               |
| Al-Mosul for funfairs                    | SMOF | 7.000                  | 7.000         |
| AL-Nukhba for Construction               | SNUC | 0.710                  | 0.710         |
| <b>Industrial Sector</b>                 |      |                        |               |
| Al -Khazer Construction Materials        | IKHC | 1.240                  | 1.240         |
| Al-Kindi of Veterinary Vaccines          | IKLV | 2.400                  | 2.400         |
| Iraqi Engineering Works                  | IIEW | 5.770                  | 5.770         |
| Metallic Industries and Bicycles         | IMIB | 1.900                  | 1.900         |
| <b>Hotels Sector</b>                     |      |                        |               |
| Baghdad Hotel                            | HBAG | 11.750                 | 11.750        |
| <b>Agricultural Sector</b>               |      |                        |               |
| Al-Ahlyia agricultural production        | AAHP | 2.100                  | 2.100         |
| Middle East for Production- Fish         | AMEF | 5.990                  | 5.990         |
| Company Names                            | Code | Previous Average Price | Closing Price |
| <b>Banks Sector</b>                      |      |                        |               |
| AL- Mal Islamic Bank                     | BMAL | 1.000                  | 1.000         |
| Erbil Investment & FinanceBank           | BERI | 0.110                  | 0.110         |
| International Development Bank           | BIDB | 1.050                  | 1.050         |
| Al-Ataa Islamic Bank                     | BLAD | 0.100                  | 0.100         |
| Al-Mashreq Al-Arabi Islamic Bank         | BAMS | 0.850                  | 0.850         |
| Iraq Noor Islamic Bank for Investment    | BINI | 0.250                  | 0.250         |
| Region Trade Bank                        | BRTB | 1.000                  | 1.010         |
| Arab Islamic Bank                        | BAAI | 1.000                  | 1.000         |
| Al-Rajih Islamic Bank                    | BRAJ | 1.000                  | 1.000         |
| AL-Anssari Islamic Bank                  | BANS | 0.050                  | 0.050         |
| Al-Mustashar Islamic Bank for Investmen  | BMUI | 1.000                  | 1.000         |
| Al-Qabidh Islamic Bank                   | BQAB | 0.090                  | 0.090         |
| Trust International Islamic Bank         | BTRU | 0.750                  | 0.750         |
| World Islamic Bank for Investment        | BWOR | 1.000                  | 1.000         |
| Al janoob Islamic Bank                   | BJAB | 0.940                  | 0.940         |
| Ameen Al-Iraq Islamic Bank               | BAME | 1.000                  | 1.000         |
| <b>Investment Sector</b>                 |      |                        |               |
| AL-Wiaam for Financial Investment        | VWIF | 0.690                  | 0.690         |
| Al-Ameen for Financial Investment        | VAMF | 1.200                  | 1.200         |
| <b>Insurance Sector</b>                  |      |                        |               |
| Alahliya For Insurance                   | NAHF | 0.850                  | 0.850         |
| <b>Industrial Sector</b>                 |      |                        |               |
| Baghdad for Packing Materials            | IBPM | 2.850                  | 2.850         |
| Modern chemical industries               | IMCI | 100.000                | 100.000       |
| <b>Service Sector</b>                    |      |                        |               |
| Ibdaa Al-sharq Alwast General Contractir | SIBD | 1.000                  | 1.000         |
| <b>Agricultural Sector</b>               |      |                        |               |
| AL-Rebass for Poultry&feed               | AREB | -                      | -             |
| Company Names                            | Code | Previous Average Price | Closing Price |
| <b>Banks Sector</b>                      |      |                        |               |
| Al-Qurtas Islamic Bank                   | BQUR | 1.000                  | 1.000         |
| <b>Industrial Sector</b>                 |      |                        |               |
| Modern Construction Materials            | IMCM | 1.300                  | 1.300         |

**Iraq Stock Exchange**  
**Non Iraqis' Bulletin Monday April 20 2026**  
**Regular Market**



**Non Iraqi Trading of Regular Market (Sell)**

| <b>Company Names</b>         | <b>Code</b> | <b>No.of trades</b> | <b>Traded Shares</b> | <b>Trading Volume</b> |
|------------------------------|-------------|---------------------|----------------------|-----------------------|
| <b>Banks Sector</b>          |             |                     |                      |                       |
| <b>National Bank Of Iraq</b> | <b>BNOI</b> | <b>117</b>          | <b>48,990,000</b>    | <b>249,856,400</b>    |
| <b>Al-Mansour Bank</b>       | <b>BMNS</b> | <b>1</b>            | <b>1,000,000</b>     | <b>1,730,000</b>      |
| <b>Total Bank sector</b>     |             | <b>118</b>          | <b>49,990,000</b>    | <b>251,586,400</b>    |
| <b>Grand Total</b>           |             | <b>118</b>          | <b>49,990,000</b>    | <b>251,586,400</b>    |

## OTC Platform Trading Bulletin No (67)

| Company Name                  | Code | highest price | lowest price | Average price | No.of Trades | Traded Volume      | Traded Value      |
|-------------------------------|------|---------------|--------------|---------------|--------------|--------------------|-------------------|
| <b>Banks Sector</b>           |      |               |              |               |              |                    |                   |
| Al-Warka Bank                 | BWAI | 0.200         | 0.200        | 0.200         | 19           | 101,364,352        | 20,272,870        |
| Total Of Money Service Sector |      |               |              |               | 19           | 101,364,352        | 20,272,870        |
| <b>Industrial Sector</b>      |      |               |              |               |              |                    |                   |
| Kirkuk producing construction | IKFP | 2.500         | 2.500        | 2.500         | 12           | 75,101             | 187,753           |
| Total Of Industrial Sector    |      |               |              |               | 12           | 75,101             | 187,753           |
| <b>Insurance Sector</b>       |      |               |              |               |              |                    |                   |
| Shatt Al Arab Insurance       | NSHA | 1.000         | 1.000        | 1.000         | 3            | 15,000             | 15,000            |
| Insurance Sector              |      |               |              |               | 3            | 15,000             | 15,000            |
| <b>Total</b>                  |      |               |              |               | <b>34</b>    | <b>101,454,453</b> | <b>20,475,623</b> |

## Not Trading OTC Companies

| Company Name                              | Code | Previous Average price |
|---|------|------------------------|
| <b>Banks Sector</b>                       |      |                        |
| Hammurabi Commercial Bank                 | BHAM | —                      |
| Al-Sanam Islamic Bank                     | BSAN | 3.000                  |
| <b>Industrial Sector</b>                  |      |                        |
| Kirkuk producing constructional materials | IKFP | 2.280                  |
| <b>Money Service Sector</b>               |      |                        |
| Karmal Brokerage                          | FKSX | 10.000                 |
| Iraqi Deposit Insurance Corporation       | FIDI | 1.000                  |
| Rabee Securities                          | FRSE | 9.500                  |
| Ishtar Gate for e-Paymant                 | FISH | 1.000                  |
| Sama Baghdad Exchange                     | FSBE | —                      |
| <b>Insurance Sector</b>                   |      |                        |
| Al Badia Insurance                        | NBAD | —                      |
| Kurdistan Insurance                       | NKUI | 0.500                  |
| Elaf Insurance                            | NELF | —                      |
| Dilina Insurance Company                  | NDIL | —                      |

Iraq Stock Exchange  
Monday 20/4/2026



Trading Bulletin Bonds "Injaz Bonds / First Edition"

| Bonds        | Code | opening | highest price | lowest price | Closing Price | prev closing price | No.of Trades | Traded Volume | Traded Value |
|--------------|------|---------|---------------|--------------|---------------|--------------------|--------------|---------------|--------------|
| 1,000,000    | CB60 | 951,110 | 951,110       | 951,110      | 951,110       | —                  | 1            | 30            | 28,533,300   |
| <b>Total</b> |      |         |               |              |               |                    | 1            | 30            | 28,533,300   |

Iraq Stock Exchange

Monday 20/4/2026



سوق العراق للاوراق المالية  
IRAQ STOCK EXCHANGE

## Not Trading Bonds Bulletin

| Bond type                      | Publish type | Code  | last trading price | immortilize date |
|--------------------------------|--------------|-------|--------------------|------------------|
| Banaa Bonds /Million ID        | Second       | CB20  | 964,981            | 19/12/2025       |
| Eamar Bonds /Million ID        | First        | CB30  | 1,001,095          | —                |
| Eamar Bonds /Million ID        | Second       | CB40  | —                  | —                |
| Eamar Bonds /500 Thousand ID   | Third        | CB45  | —                  | —                |
| Eamar Bonds /Million ID        | Third        | CB50  | —                  | —                |
| Injaz Bonds /500 Thousand ID   | First        | CB55  | —                  | —                |
| Injaz Bonds /500 Thousand ID   | Second       | CB65  | 507,301            | —                |
| Injaz Bonds /Million ID        | Second       | CB70  | 965,050            | —                |
| Injaz Bonds /500 Thousand ID   | Third        | CB75  | —                  | —                |
| Injaz Bonds /Million ID        | Third        | CB80  | 978,182            | —                |
| National Bonds/Million ID      | First        | CB90  | —                  | —                |
| National Bonds/500 Thousand ID | Second       | CB95  | —                  | —                |
| National Bonds/Million ID      | Second       | CB100 | —                  | —                |