

# Iraq Stock Exchange

Bulletin No (114)



سوق العراق للاوراق المالية  
IRAQ STOCK EXCHANGE

## ISX Trading Indices of Thursday 2/7/2026

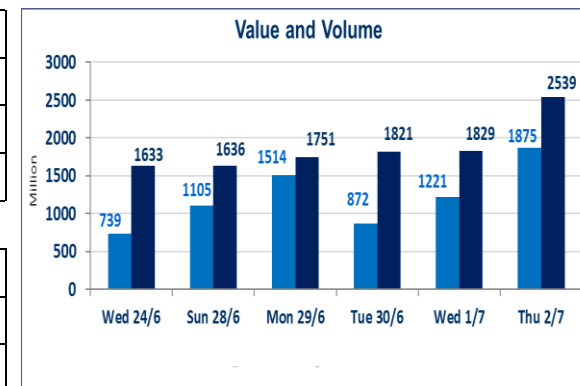
|                       |               |
|-----------------------|---------------|
| Traded Volume and OTC | 1,875,176,864 |
|-----------------------|---------------|

|                      |               |
|----------------------|---------------|
| Traded Value and OTC | 2,539,561,974 |
|----------------------|---------------|

|         |      |
|---------|------|
| Traders | 1127 |
|---------|------|

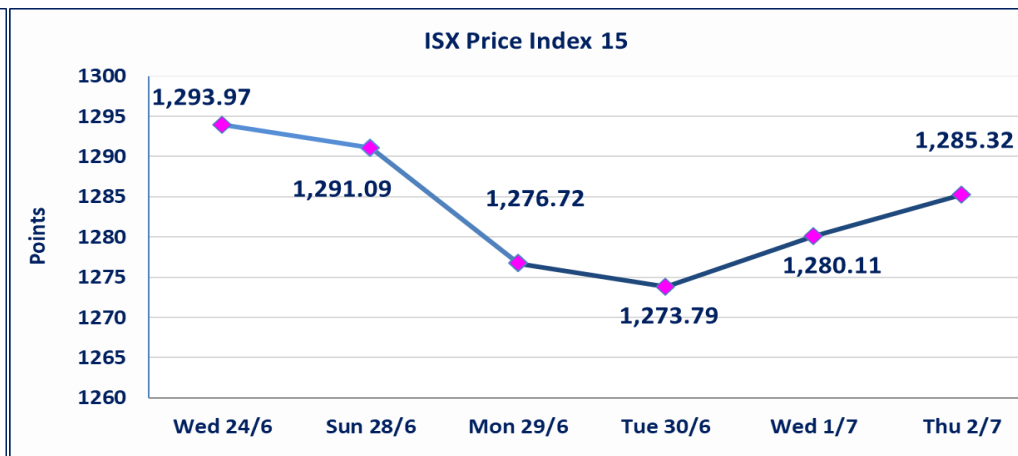
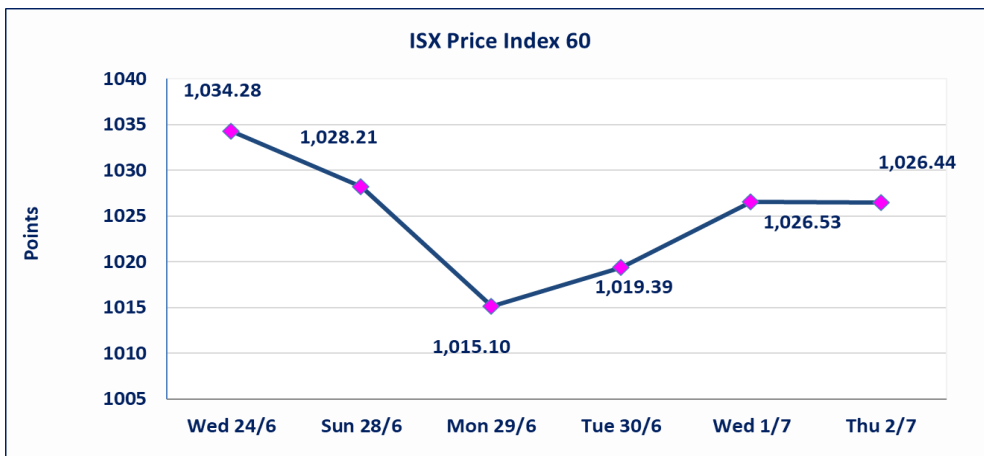
|                      |         |
|----------------------|---------|
| ISX Index 60         | 1026.44 |
| Previous ISX Index60 | 1026.53 |
| Change %             | -0.01   |
| Change               | -0.09   |

|                      |         |
|----------------------|---------|
| ISX Index 15         | 1285.32 |
| Previous ISX Index15 | 1280.11 |
| Change %             | 0.41    |
| Change               | 5.21    |



|                         |     |     |    |
|-------------------------|-----|-----|----|
| Listed Companies        | 103 | OTC | 17 |
| Traded Listed Companies | 49  | OTC | 1  |
| GAM Companies           | 6   |     |    |
| Suspended Companies     | 8   |     |    |

|                   |    |     |    |
|-------------------|----|-----|----|
| Non Traded listed | 40 | OTC | 16 |
| Higher Companies  | 5  |     |    |
| Lower Companies   | 20 |     |    |



## ISX top gaining and losing companies

Thursday 2/7/2026

### Gainers

| Company Name                     | Closing Price | Change (%) | Traded Volume |
|----------------------------------|---------------|------------|---------------|
| Babil Animal & Vegetable Product | 8.450         | 5.49       | 97,354        |
| Babylon Hotel                    | 107.000       | 3.88       | 100           |
| Commercial Islamic Bank of Iraq  | 0.670         | 1.52       | 208,153,139   |
| Al-Hilal Industries              | 1.540         | 1.32       | 126,049       |
| Ishtar Hotels                    | 9.050         | 0.56       | 2,986,000     |

### Losers

| Company Name                     | Closing Price | Change (%) | Traded Volume |
|----------------------------------|---------------|------------|---------------|
| Iraqi Carton Manufactories       | 2.450         | -9.26      | 148,200       |
| International Islamic Bank       | 0.220         | -8.33      | 40,709        |
| Al-Khatam Telecom                | 3.820         | -3.29      | 515,250       |
| Electronic Industry              | 1.550         | -3.12      | 26,000        |
| Iraqi Date Processing and Market | 2.600         | -1.89      | 242,078       |

## The most active companies in term of traded volume and value

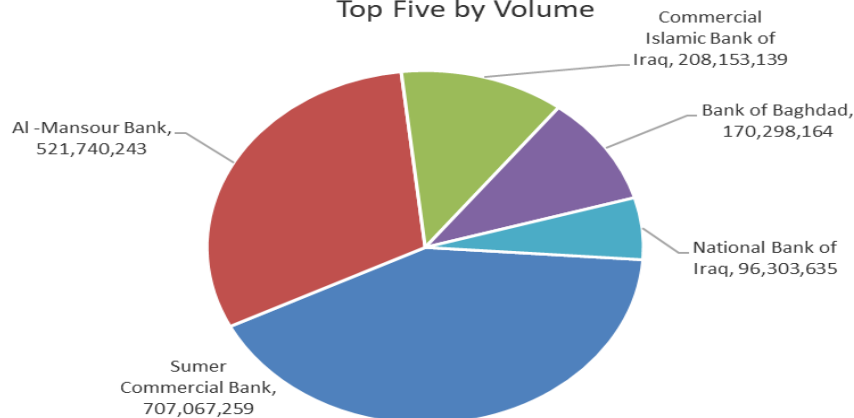
### Traded Volume

| Company Name                    | Closing Price | Change (%) | Traded Volume |
|---------------------------------|---------------|------------|---------------|
| Sumer Commercial Bank           | 0.230         | 0.00       | 707,067,259   |
| Al -Mansour Bank                | 1.930         | -0.52      | 521,740,243   |
| Commercial Islamic Bank of Iraq | 0.670         | 1.52       | 208,153,139   |
| Bank of Baghdad                 | 3.010         | -0.33      | 170,298,164   |
| National Bank of Iraq           | 4.020         | -0.74      | 96,303,635    |

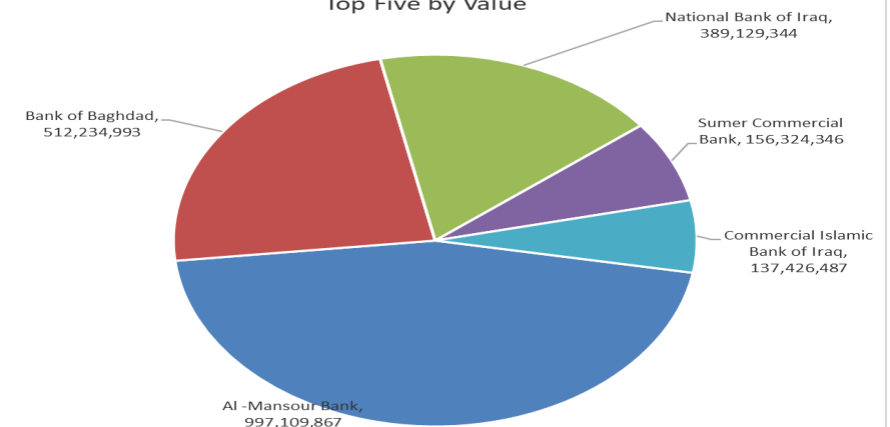
### Traded Value

| Company Name                    | Closing Price | Change (%) | Traded Value |
|---------------------------------|---------------|------------|--------------|
| Al -Mansour Bank                | 1.930         | -0.52      | 997,109,867  |
| Bank of Baghdad                 | 3.010         | -0.33      | 512,234,993  |
| National Bank of Iraq           | 4.020         | -0.74      | 389,129,344  |
| Sumer Commercial Bank           | 0.230         | 0.00       | 156,324,346  |
| Commercial Islamic Bank of Iraq | 0.670         | 1.52       | 137,426,487  |

### Top Five by Volume



### Top Five by Value



## Regular Market Bulletin No (114)



| Company Name                             | Code | opening Price | highest price | lowest price | Average price | Prev Average price | Closing Price | prev closing price | change (%) | No.of Trades | Traded Volume | Traded Value  |
|--|------|---------------|---------------|--------------|---------------|--------------------|---------------|--------------------|------------|--------------|---------------|---------------|
| <b>Banks Sector</b>                      |      |               |               |              |               |                    |               |                    |            |              |               |               |
| Ashur International Bank                 | BASH | 0.330         | 0.330         | 0.330        | 0.330         | 0.340              | 0.330         | 0.330              | 0.00       | 11           | 9,360,000     | 3,088,800     |
| Bank of Baghdad                          | BBOB | 3.000         | 3.080         | 3.000        | 3.010         | 2.990              | 3.010         | 3.020              | -0.33      | 134          | 170,298,164   | 512,234,993   |
| Commercial Islamic Bank of Iraq          | BCOI | 0.660         | 0.670         | 0.660        | 0.660         | 0.660              | 0.670         | 0.660              | 1.52       | 28           | 208,153,139   | 137,426,487   |
| Economy Bank                             | BEFI | 0.230         | 0.230         | 0.230        | 0.230         | 0.230              | 0.230         | 0.230              | 0.00       | 9            | 11,298,028    | 2,598,546     |
| Elaf Islamic Bank                        | BELF | 0.290         | 0.290         | 0.290        | 0.290         | 0.250              | 0.290         | 0.290              | 0.00       | 1            | 1,000         | 290           |
| Gulf Commercial Bank                     | BGUC | 0.350         | 0.350         | 0.350        | 0.350         | 0.350              | 0.350         | 0.350              | 0.00       | 2            | 20,147        | 7,051         |
| Investment Bank of Iraq                  | BIBI | 0.330         | 0.330         | 0.330        | 0.330         | 0.340              | 0.330         | 0.330              | 0.00       | 16           | 55,914,530    | 18,451,795    |
| Iraqi Islamic Bank                       | BIIB | 1.100         | 1.100         | 1.090        | 1.090         | 1.110              | 1.090         | 1.100              | -0.91      | 31           | 16,261,763    | 17,737,238    |
| Middle East Bank                         | BIME | 0.090         | 0.090         | 0.080        | 0.080         | 0.080              | 0.080         | 0.080              | 0.00       | 12           | 311,450       | 25,016        |
| Kurdistan International Bank             | BKUI | 1.450         | 1.450         | 1.450        | 1.450         | 1.450              | 1.450         | 1.450              | 0.00       | 4            | 99,502        | 144,278       |
| Mosul Bank For Investment                | BMFI | 0.140         | 0.140         | 0.140        | 0.140         | 0.140              | 0.140         | 0.140              | 0.00       | 1            | 10,000        | 1,400         |
| Al -Mansour Bank                         | BMNS | 1.940         | 1.940         | 1.900        | 1.910         | 1.920              | 1.930         | 1.940              | -0.52      | 152          | 521,740,243   | 997,109,867   |
| National Bank of Iraq                    | BNOI | 4.050         | 4.100         | 4.020        | 4.040         | 4.080              | 4.020         | 4.050              | -0.74      | 139          | 96,303,635    | 389,129,344   |
| Sumer Commercial Bank                    | BSUC | 0.230         | 0.230         | 0.220        | 0.220         | 0.220              | 0.230         | 0.230              | 0.00       | 107          | 707,067,259   | 156,324,346   |
| United Bank                              | BUND | 0.060         | 0.060         | 0.060        | 0.060         | 0.060              | 0.060         | 0.060              | 0.00       | 1            | 10,000        | 600           |
| Union Bank of Iraq                       | BUOI | 0.160         | 0.160         | 0.160        | 0.160         | 0.160              | 0.160         | 0.160              | 0.00       | 2            | 420,000       | 67,200        |
| <b>Total of Banks Sector</b>             |      |               |               |              |               |                    |               |                    |            | 650          | 1,797,268,860 | 2,234,347,253 |
| <b>Telecommunication Sector</b>          |      |               |               |              |               |                    |               |                    |            |              |               |               |
| Asia Cell Telecommunication              | TASC | 16.430        | 16.450        | 16.350       | 16.380        | 16.390             | 16.370        | 16.430             | -0.37      | 171          | 3,625,603     | 59,394,298    |
| Al-Khatam Telecom                        | TZNI | 3.950         | 3.950         | 3.800        | 3.850         | 3.880              | 3.820         | 3.950              | -3.29      | 22           | 515,250       | 1,986,207     |
| <b>Total of Telecommunication Sector</b> |      |               |               |              |               |                    |               |                    |            | 193          | 4,140,853     | 61,380,505    |
| <b>Service Sector</b>                    |      |               |               |              |               |                    |               |                    |            |              |               |               |
| Baghdad -Iraq Transportation             | SBPT | 22.250        | 22.250        | 22.250       | 22.250        | 22.250             | 22.250        | 22.250             | 0.00       | 4            | 50,494        | 1,123,492     |
| Mamoura Realestate                       | SMRI | 3.710         | 3.710         | 3.600        | 3.650         | 3.620              | 3.660         | 3.680              | -0.54      | 45           | 4,651,556     | 16,982,868    |
| <b>Total of Service Sector</b>           |      |               |               |              |               |                    |               |                    |            | 49           | 4,702,050     | 18,106,359    |
| <b>Industrial Sector</b>                 |      |               |               |              |               |                    |               |                    |            |              |               |               |
| Iraqi Date Processing and Marke          | IIDP | 2.650         | 2.650         | 2.600        | 2.650         | 2.420              | 2.600         | 2.650              | -1.89      | 12           | 242,078       | 641,244       |
| Iraqi For Tufted Carpets                 | IITC | 22.500        | 22.500        | 22.500       | 22.500        | 22.500             | 22.500        | 22.500             | 0.00       | 6            | 15,400        | 346,500       |
| Al -Khazer Construction Material         | IKHC | 1.250         | 1.250         | 1.250        | 1.250         | 1.280              | 1.250         | 1.250              | 0.00       | 5            | 97,242        | 121,553       |
| Al-Kindi of Veterinary Vaccines          | IKLV | 2.850         | 2.850         | 2.840        | 2.840         | 2.850              | 2.840         | 2.850              | -0.35      | 4            | 73,241        | 208,237       |
| Al-Mansour Pharmaceuticals Inc           | IMAP | 2.600         | 2.610         | 2.600        | 2.600         | 2.600              | 2.600         | 2.600              | 0.00       | 14           | 7,588,639     | 19,731,429    |
| Metallic Industries and Bicycles         | IMIB | 1.990         | 1.990         | 1.990        | 1.990         | 2.000              | 1.990         | 2.000              | -0.50      | 1            | 497           | 989           |
| Modern Sewing                            | IMOS | 5.600         | 5.600         | 5.450        | 5.460         | 5.450              | 5.520         | 5.600              | -1.43      | 21           | 6,552,173     | 35,763,978    |
| <b>Total of Industrial Sector</b>        |      |               |               |              |               |                    |               |                    |            | 63           | 14,569,270    | 56,813,929    |
| <b>Hotels Sector</b>                     |      |               |               |              |               |                    |               |                    |            |              |               |               |
| Baghdad Hotel                            | HBAG | 13.100        | 13.100        | 13.000       | 13.060        | 12.840             | 13.000        | 13.100             | -0.76      | 7            | 177,752       | 2,320,814     |
| Babylon Hotel                            | HBAY | 107.000       | 107.000       | 107.000      | 107.000       | 103.000            | 107.000       | 103.000            | 3.88       | 1            | 100           | 10,700        |
| Ishtar Hotels                            | HISH | 9.010         | 9.050         | 9.000        | 9.000         | 9.000              | 9.050         | 9.000              | 0.56       | 16           | 2,986,000     | 26,880,837    |
| <b>Total of Hotels Sector</b>            |      |               |               |              |               |                    |               |                    |            | 24           | 3,163,852     | 29,212,350    |
| <b>Agricultural Sector</b>               |      |               |               |              |               |                    |               |                    |            |              |               |               |
| Babil Animal & Vegetable Produ           | ABAP | 8.010         | 8.450         | 7.950        | 8.030         | 8.260              | 8.450         | 8.010              | 5.49       | 13           | 97,354        | 781,564       |
| Modern for Animal Production             | AMAP | 0.370         | 0.370         | 0.370        | 0.370         | 0.370              | 0.370         | 0.370              | 0.00       | 1            | 210,359       | 77,833        |
| <b>Total of Agricultural Sector</b>      |      |               |               |              |               |                    |               |                    |            | 14           | 307,713       | 859,397       |
| <b>Total Of Regular</b>                  |      |               |               |              |               |                    |               |                    |            | 993          | 1,824,152,598 | 2,400,719,793 |

**Second Platform Market Bulletin No (114)**



| Company Name                      | Code | opening Price | highest price | lowest price | Average price | Prev Average price | Closing Price | prev closing price | change (%) | No.of Trades | Traded Volume     | Traded Value      |
|-----------------------------------|------|---------------|---------------|--------------|---------------|--------------------|---------------|--------------------|------------|--------------|-------------------|-------------------|
| <b>Banks Sector</b>               |      |               |               |              |               |                    |               |                    |            |              |                   |                   |
| International Islamic Bank        | BINT | 0.220         | 0.240         | 0.220        | 0.230         | 0.240              | 0.220         | 0.240              | -8.33      | 3            | 40,709            | 9,370             |
| Al-Ataa Islamic Bank              | BLAD | 0.100         | 0.100         | 0.100        | 0.100         | 0.100              | 0.100         | 0.100              | 0.00       | 1            | 10,000            | 1,000             |
| Credit Bank Of Iraq               | BROI | 0.540         | 0.550         | 0.540        | 0.540         | 0.560              | 0.550         | 0.560              | -1.79      | 10           | 8,057,478         | 4,351,889         |
| <b>Total of Banks Sector</b>      |      |               |               |              |               |                    |               |                    |            | <b>14</b>    | <b>8,108,187</b>  | <b>4,362,259</b>  |
| <b>Insurance Sector</b>           |      |               |               |              |               |                    |               |                    |            |              |                   |                   |
| Al-Hamraa for Insurance           | NHAM | 5.100         | 5.100         | 5.100        | 5.100         | 5.100              | 5.100         | 5.100              | 0.00       | 1            | 1,013,526         | 5,168,983         |
| <b>Total of Insurance Sector</b>  |      |               |               |              |               |                    |               |                    |            | <b>1</b>     | <b>1,013,526</b>  | <b>5,168,983</b>  |
| <b>Service Sector</b>             |      |               |               |              |               |                    |               |                    |            |              |                   |                   |
| Al-Ameen Estate Investment        | SAEI | 1.670         | 1.670         | 1.670        | 1.670         | 1.680              | 1.670         | 1.670              | 0.00       | 4            | 69,132            | 115,450           |
| <b>Total of Industrial Sector</b> |      |               |               |              |               |                    |               |                    |            | <b>4</b>     | <b>69,132</b>     | <b>115,450</b>    |
| <b>Industrial Sector</b>          |      |               |               |              |               |                    |               |                    |            |              |                   |                   |
| Fallujah for construction Materi  | IFCM | 2.770         | 2.770         | 2.750        | 2.760         | 2.770              | 2.760         | 2.770              | -0.36      | 11           | 2,202,078         | 6,072,825         |
| National Furniture Industries     | IHFI | 0.810         | 0.810         | 0.810        | 0.810         | 0.810              | 0.810         | 0.810              | 0.00       | 1            | 246,000           | 199,260           |
| <b>Total of Industrial Sector</b> |      |               |               |              |               |                    |               |                    |            | <b>12</b>    | <b>2,448,078</b>  | <b>6,272,085</b>  |
| <b>Hotels Sector</b>              |      |               |               |              |               |                    |               |                    |            |              |                   |                   |
| Ashour Hotel                      | HASH | 27.290        | 27.290        | 27.290       | 27.290        | 27.290             | 27.290        | 27.290             | 0.00       | 2            | 364               | 9,934             |
| <b>Total of Hotels Sector</b>     |      |               |               |              |               |                    |               |                    |            | <b>2</b>     | <b>364</b>        | <b>9,934</b>      |
| <b>Total of Non Regular</b>       |      |               |               |              |               |                    |               |                    |            | <b>33</b>    | <b>11,639,287</b> | <b>15,928,711</b> |

**Undisclosed Platform Companies Bulletin No (114)**



| Company Name                        | Code | opening Price | highest price | lowest price | Average price | Prev Average price | Closing Price | prev closing price | change (%) | No.of Trades | Traded Volume        | Traded Value         |
|-------------------------------------|------|---------------|---------------|--------------|---------------|--------------------|---------------|--------------------|------------|--------------|----------------------|----------------------|
| <b>Service Sector</b>               |      |               |               |              |               |                    |               |                    |            |              |                      |                      |
| AL-Badia for General Trans          | SBAG | 1.450         | 1.450         | 1.450        | 1.450         | 1.450              | 1.450         | 1.450              | 0.00       | 5            | 525,000              | 761,250              |
| General Transportation              | SIGT | 1.750         | 1.750         | 1.750        | 1.750         | 1.750              | 1.750         | 1.750              | 0.00       | 1            | 1,542                | 2,699                |
| <b>Total of Industrial Sector</b>   |      |               |               |              |               |                    |               |                    |            | <b>6</b>     | <b>526,542</b>       | <b>763,949</b>       |
| <b>Industrial Sector</b>            |      |               |               |              |               |                    |               |                    |            |              |                      |                      |
| Electronic Industry                 | IELI | 1.550         | 1.550         | 1.550        | 1.550         | 1.600              | 1.550         | 1.600              | -3.12      | 1            | 26,000               | 40,300               |
| Al-Hilal Industries                 | IHLI | 1.540         | 1.540         | 1.540        | 1.540         | 1.520              | 1.540         | 1.520              | 1.32       | 2            | 126,049              | 194,115              |
| Iraqi Carton Manufactories          | IICM | 2.700         | 2.700         | 2.450        | 2.520         | 2.700              | 2.450         | 2.700              | -9.26      | 11           | 148,200              | 372,928              |
| National Chemical &Plastic          | INCP | 1.950         | 1.950         | 1.950        | 1.950         | 1.980              | 1.950         | 1.980              | -1.52      | 2            | 2,200                | 4,290                |
| The Light Industries                | ITLI | 1.330         | 1.340         | 1.320        | 1.330         | 1.330              | 1.320         | 1.330              | -0.75      | 12           | 7,569,566            | 10,042,523           |
| <b>Total of Industrial Sector</b>   |      |               |               |              |               |                    |               |                    |            | <b>28</b>    | <b>7,872,015</b>     | <b>10,654,156</b>    |
| <b>Hotels Sector</b>                |      |               |               |              |               |                    |               |                    |            |              |                      |                      |
| Palestine Hotel                     | HPAL | 18.470        | 18.470        | 18.470       | 18.470        | 18.460             | 18.470        | 18.470             | 0.00       | 1            | 100                  | 1,847                |
| <b>Total of Hotels Sector</b>       |      |               |               |              |               |                    |               |                    |            | <b>1</b>     | <b>100</b>           | <b>1,847</b>         |
| <b>Agricultural Sector</b>          |      |               |               |              |               |                    |               |                    |            |              |                      |                      |
| Iraqi for Seed Production           | AISP | 6.800         | 6.800         | 6.700        | 6.730         | 6.820              | 6.750         | 6.800              | -0.74      | 58           | 16,254,019           | 109,430,286          |
| <b>Total of Agricultural Sector</b> |      |               |               |              |               |                    |               |                    |            | <b>58</b>    | <b>16254019</b>      | <b>109,430,286</b>   |
| <b>Total of Undisclosed</b>         |      |               |               |              |               |                    |               |                    |            | <b>93</b>    | <b>24,652,676</b>    | <b>120,850,237</b>   |
| <b>Grand Total</b>                  |      |               |               |              |               |                    |               |                    |            | <b>1,119</b> | <b>1,860,444,561</b> | <b>2,537,498,742</b> |

**Iraq Stock Exchange not trading companies of Thursday 2/7/2026**

| Company Names                           | Code | Previous Average Price | Closing Price |
|---|------|------------------------|---------------|
| <b>Banks Sector</b>                     |      |                        |               |
| Al-Taif Islamic Bank                    | BTIB | 0.950                  | 0.950         |
| National Islamic Bank                   | BNAI | 1.100                  | 1.100         |
| Asia Al Iraq Islamic Bank               | BAIB | 0.950                  | 0.950         |
| Cihan Bank for Islamic Investment&Finan | BCIH | 2.200                  | 2.200         |
| <b>Insurance Sector</b>                 |      |                        |               |
| Al-Ameen for Insurance                  | NAME | 0.880                  | 0.880         |
| Gulf Insurance                          | NGIR | 0.440                  | 0.440         |
| Dar Al-Salam for Insurance              | NDSA | 0.780                  | 0.780         |
| <b>Service Sector</b>                   |      |                        |               |
| Kharkh Tour Amuzement City              | SKTA | 4.500                  | 4.500         |
| Al-Mosul for funfairs                   | SMOF | 7.000                  | 7.000         |
| AL-Nukhba for Construction              | SNUC | 0.710                  | 0.710         |
| Rehab Karbalaa                          | HKAR | 0.650                  | 0.650         |
| <b>Industrial Sector</b>                |      |                        |               |
| Iraqi Engineering Works                 | IIEW | 5.600                  | 5.600         |
| Ready Made Clothes                      | IRMC | 2.400                  | 2.400         |
| <b>Hotels Sector</b>                    |      |                        |               |
| Tourist Village of Mosul dam            | HTVM | 14.250                 | 14.250        |
| National for Tourist Investment         | HNTI | 9.000                  | 9.000         |
| <b>Agricultural Sector</b>              |      |                        |               |
| Agricultural Products Meat              | AIPM | 5.300                  | 5.300         |
| Iraqi Agricultural Products             | AIRP | 11.000                 | 11.000        |
| Al-Ahlyia agricultural production       | AAHP | 2.110                  | 2.110         |
| Middle East for Production- Fish        | AMEF | 5.990                  | 5.990         |
| Company Names                           | Code | Previous Average Price | Closing Price |
| <b>Banks Sector</b>                     |      |                        |               |
| Iraq Noor Islamic Bank for Investment   | BINI | 0.230                  | 0.230         |
| AL-Anssari Islamic Bank                 | BANS | 0.050                  | 0.050         |
| Trans Iraq Bank Investment              | BTRI | 0.300                  | 0.300         |
| International Development Bank          | BIDB | 1.050                  | 1.050         |
| Al-Qabidh Islamic Bank                  | BQAB | 0.090                  | 0.090         |
| Al-Mashreq Al-Arabi Islamic Bank        | BAMS | 0.850                  | 0.850         |
| Arab Islamic Bank                       | BAAI | 1.000                  | 1.000         |
| Al-Rajih Islamic Bank                   | BRAJ | 1.000                  | 1.000         |
| Al-Mustashar Islamic Bank for Investmen | BMUI | 1.000                  | 1.000         |
| Trust International Islamic Bank        | BTRU | 0.750                  | 0.750         |
| World Islamic Bank for Investment       | BWOR | 1.000                  | 1.000         |
| Al janoob Islamic Bank                  | BJAB | 0.940                  | 0.940         |
| Ameen Al-Iraq Islamic Bank              | BAME | 1.000                  | 1.000         |
| Al-Qurtas Islamic Bank                  | BQUR | 1.000                  | 1.000         |
| <b>Insurance Sector</b>                 |      |                        |               |
| Alahliya For Insurance                  | NAHF | 0.820                  | 0.820         |
| <b>Investment Sector</b>                |      |                        |               |
| AL-Wiaam for Financial Investment       | VWIF | 0.690                  | 0.690         |
| Al-Ameen for Financial Investment       | VAMF | 0.690                  | 0.690         |
| <b>Industrial Sector</b>                |      |                        |               |
| Modern chemical industries              | IMCI | 100.000                | 100.000       |
| Baghdad for Packing Materials           | IBPM | 2.860                  | 2.860         |
| Company Names                           | Code | Previous Average Price | Closing Price |
| <b>Industrial Sector</b>                |      |                        |               |
| Modern Construction Materials           | IMCM | 1.630                  | 1.630         |
| <b>Hotels Sector</b>                    |      |                        |               |
| Al-Sadeer Hotel                         | HSAD | 23.000                 | 23.000        |

Iraq Stock Exchange  
Non Iraqis' Bulletin Thursday July 2 2026  
Regular Market



Non Iraqi Trading of Regular Market (Buy)

| Company Names                         | Code | No.of trades | Traded Shares      | Trading Volume     |
|---------------------------------------|------|--------------|--------------------|--------------------|
| <b>Banks Sector</b>                   |      |              |                    |                    |
| Bank Of Baghdad                       | BBOB | 2            | 1,200,000          | 3,660,000          |
| National Bank Of Iraq                 | BNOI | 1            | 300,000            | 1,206,000          |
| Al-Mansour Bank                       | BMNS | 52           | 150,102,061        | 289,676,728        |
| <b>Total Bank sector</b>              |      | <b>55</b>    | <b>151,602,061</b> | <b>294,542,728</b> |
| <b>Telecommunication Sector</b>       |      |              |                    |                    |
| Asia cell                             | TASC | 3            | 12,000             | 197,160            |
| <b>Total Telecommunication sector</b> |      | <b>3</b>     | <b>12,000</b>      | <b>197,160</b>     |
| <b>Grand Total</b>                    |      | <b>58</b>    | <b>151,614,061</b> | <b>294,739,888</b> |

Non Iraqi Trading of Regular Market (Sell)

| Company Names            | Code | No.of trades | Traded Shares      | Trading Volume       |
|--------------------------|------|--------------|--------------------|----------------------|
| <b>Banks Sector</b>      |      |              |                    |                      |
| Bank Of Baghdad          | BBOB | 28           | 110,004,000        | 330,012,160          |
| National Bank Of Iraq    | BNOI | 79           | 65,096,163         | 262,020,060          |
| Gulf Commercial Bank     | BGUC | 1            | 17,647             | 6,176                |
| Al-Mansour Bank          | BMNS | 40           | 332,189,189        | 631,700,822          |
| <b>Total Bank sector</b> |      | <b>148</b>   | <b>507,306,999</b> | <b>1,223,739,219</b> |
| <b>Grand Total</b>       |      | <b>148</b>   | <b>507,306,999</b> | <b>1,223,739,219</b> |

Non Iraqi Trading of Second Market (Sell)

| Company Names            | Code | No.of trades | Traded Shares  | Trading Volume |
|--------------------------|------|--------------|----------------|----------------|
| <b>Banks Sector</b>      |      |              |                |                |
| Credit Bank Of Iraq      | BROI | 2            | 173,119        | 93,484         |
| <b>Total Bank sector</b> |      | <b>2</b>     | <b>173,119</b> | <b>93,484</b>  |
| <b>Grand Total</b>       |      | <b>2</b>     | <b>173,119</b> | <b>93,484</b>  |

## OTC Platform Trading Bulletin No (114)

| Company Name                  | Code | highest price | lowest price | Average price | No.of Trades | Traded Volume     | Traded Value     |
|-------------------------------|------|---------------|--------------|---------------|--------------|-------------------|------------------|
| <b>Banks Sector</b>           |      |               |              |               |              |                   |                  |
| Al-Warka Bank                 | BWAI | 0.150         | 0.140        | 0.140         | 8            | 14,732,303        | 2,063,232        |
| Total Of Money Service Sector |      |               |              |               | 8            | 14,732,303        | 2,063,232        |
| <b>Total</b>                  |      |               |              |               | <b>8</b>     | <b>14,732,303</b> | <b>2,063,232</b> |

## Not Trading OTC Companies

| Company Name                              | Code | Previous Average price |
|---|------|------------------------|
| <b>Banks Sector</b>                       |      |                        |
| Al-Sanam Islamic Bank                     | BSAN | 3.000                  |
| Hammurabi Commercial Bank                 | BHAM | —                      |
| <b>Industrial Sector</b>                  |      |                        |
| Kirkuk producing constructional materials | IKFP | 2.660                  |
| <b>Money Service Sector</b>               |      |                        |
| Rabee Securities                          | FRSE | 9.050                  |
| Karmal Brokerage                          | FKSX | 10.000                 |
| Iraqi Deposit Insurance Corporation       | FIDI | 1.000                  |
| Ishtar Gate for e-Paymant                 | FISH | 1.000                  |
| Sama Baghdad Exchange                     | FSBE | —                      |
| <b>Insurance Sector</b>                   |      |                        |
| Almaseer Insurance Company                | NMAS | —                      |
| Zain Insurance Company                    | NZA  | —                      |
| Dar Altheqa Insurance Company             | NDAR | —                      |
| Shatt Al Arab Insurance                   | NSHA | 1.000                  |
| Al Badia Insurance                        | NBAD | —                      |
| Kurdistan Insurance                       | NKUI | 0.500                  |
| Elaf Insurance                            | NELF | —                      |
| Dilina Insurance Company                  | NDIL | —                      |

Iraq Stock Exchange

Thursday 2/7/2026



سوق العراق للاوراق المالية  
IRAQ STOCK EXCHANGE

## Not Trading Bonds Bulletin

| Bond type                      | Publish type | Code  | last trading price | immortilize date |
|--------------------------------|--------------|-------|--------------------|------------------|
| Banaa Bonds /Million ID        | Second       | CB20  | 964,981            | 19/12/2025       |
| Eamar Bonds /Million ID        | First        | CB30  | 1,001,095          | —                |
| Eamar Bonds /Million ID        | Second       | CB40  | —                  | —                |
| Eamar Bonds /500 Thousand ID   | Third        | CB45  | —                  | —                |
| Eamar Bonds /Million ID        | Third        | CB50  | —                  | —                |
| Injaz Bonds /500 Thousand ID   | First        | CB55  | —                  | —                |
| Injaz Bonds /Million ID        | First        | CB60  | 951,110            | —                |
| Injaz Bonds /500 Thousand ID   | Second       | CB65  | 511,000            | —                |
| Injaz Bonds /Million ID        | Second       | CB70  | 965,050            | —                |
| Injaz Bonds /500 Thousand ID   | Third        | CB75  | —                  | —                |
| Injaz Bonds /Million ID        | Third        | CB80  | 978,182            | —                |
| National Bonds/Million ID      | First        | CB90  | —                  | —                |
| National Bonds/500 Thousand ID | Second       | CB95  | —                  | —                |
| National Bonds/Million ID      | Second       | CB100 | —                  | —                |