

Iraq Stock Exchange



Trading Session Sunday 2/5/2024 -

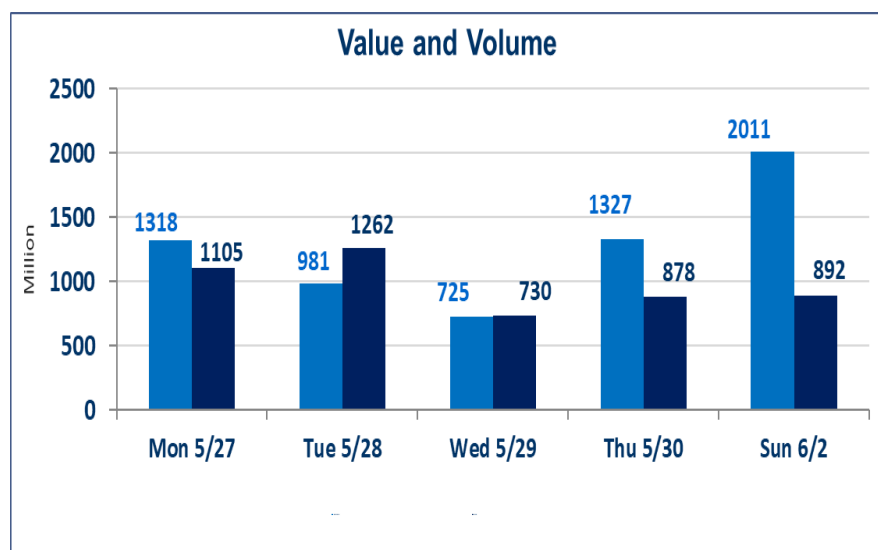
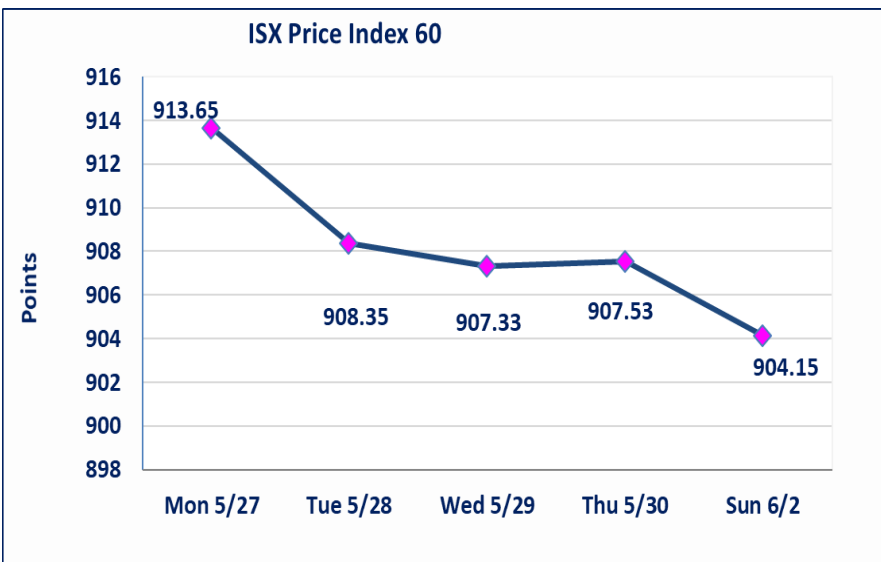
| | |
|----------------------|---------------|
| Traded Volume | 2,011,844,718 |
| ISX Index 60 | 904.15 |
| Previous ISX Index60 | 907.53 |
| Change % | -0.37 |
| Change | -3.38 |

| | |
|----------------------|-----|
| Listed Companies | 103 |
| Traded Companies | 38 |
| General Assembly Co. | 4 |
| Suspended Co. | 2 |

Bulletin No (103) of 2024

| | | |
|----------------------|-------------|------------|
| Traded Value | 892,880,153 | Trades 776 |
| ISX Index 15 | 1018.61 | |
| Previous ISX Index15 | 1018.05 | |
| Change % | 0.06 | |
| Change | 0.56 | |

| | |
|-------------------------|----|
| Non Traded Co. | 59 |
| High Companies | 12 |
| Low Companies | 10 |
| Un Listed Companies OTC | 2 |



Gainers

| Company Name | Closing Price | Change (%) | Traded Volume |
|---------------------------|---------------|------------|---------------|
| Economy Bank | 0.280 | 12.00 | 308,969,573 |
| Al-Ameen for Insurance | 0.650 | 8.33 | 1,480,000 |
| Mosul Bank For Investment | 0.200 | 5.26 | 231,068,439 |
| Iraqi For Tufted Carpets | 16.000 | 5.26 | 145,000 |
| Al-Hilal Industries | 1.050 | 5.00 | 2,457,686 |

Losers

| Company Name | Closing Price | Change (%) | Traded Volume |
|---------------------------------|---------------|------------|---------------|
| Al-Khazer Road for Construction | 2.250 | -10.00 | 20,000 |
| Gulf Commercial Bank | 0.380 | -7.32 | 617,764,666 |
| Ishtar Hotel | 9.250 | -3.65 | 650,000 |
| Al-Taif Islamic Bank | 0.680 | -2.86 | 818,620 |
| Iraqi Agricultural Products | 20.500 | -2.38 | 600 |

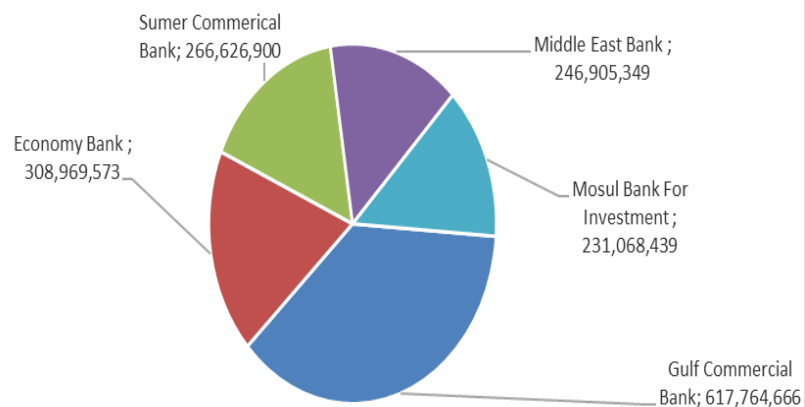
Traded Volume

| Company Name | Closing Price | Change (%) | Traded Volume |
|---------------------------|---------------|------------|---------------|
| Gulf Commercial Bank | 0.380 | -7.32 | 617,764,666 |
| Economy Bank | 0.280 | 12.00 | 308,969,573 |
| Sumer Commerical Bank | 0.100 | 0.00 | 266,626,900 |
| Middle East Bank | 0.110 | 0.00 | 246,905,349 |
| Mosul Bank For Investment | 0.200 | 5.26 | 231,068,439 |

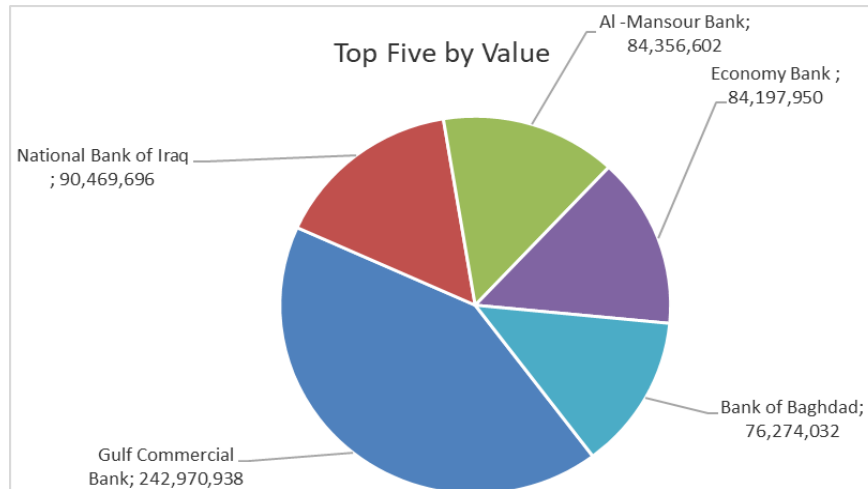
Traded Value

| Company Name | Closing Price | Change (%) | Traded Value |
|-----------------------|---------------|------------|--------------|
| Gulf Commercial Bank | 0.380 | -7.32 | 242,970,938 |
| National Bank of Iraq | 2.790 | -0.71 | 90,469,696 |
| Al -Mansour Bank | 1.320 | 0.00 | 84,356,602 |
| Economy Bank | 0.280 | 12.00 | 84,197,950 |
| Bank of Baghdad | 3.060 | -0.65 | 76,274,032 |

Top Five by Volume



Top Five by Value



Regular Market Bulletin No (103)



| Company Name | Code | opening Price | highest price | lowest price | Average price | Prev Average price | Closing Price | prev closing price | change (%) | No.of Trades | Traded Volume | Traded Value |
|-----------------------------------|------|---------------|---------------|--------------|---------------|--------------------|---------------|--------------------|------------|--------------|----------------------|--------------------|
| Banks Sector | | | | | | | | | | | | |
| Bank of Baghdad | BBOB | 3.060 | 3.080 | 3.050 | 3.060 | 3.060 | 3.060 | 3.080 | -0.65 | 40 | 24,897,493 | 76,274,032 |
| Commercial Bank of Iraq | BCOI | 0.880 | 0.880 | 0.880 | 0.880 | 0.880 | 0.880 | 0.880 | 0.00 | 1 | 35,050 | 30,844 |
| Economy Bank | BEFI | 0.260 | 0.280 | 0.260 | 0.270 | 0.250 | 0.280 | 0.250 | 12.00 | 104 | 308,969,573 | 84,197,950 |
| Gulf Commercial Bank | BGUC | 0.410 | 0.410 | 0.350 | 0.390 | 0.400 | 0.380 | 0.410 | -7.32 | 181 | 617,764,666 | 242,970,938 |
| Investment Bank of Iraq | BIBI | 0.390 | 0.390 | 0.390 | 0.390 | 0.380 | 0.390 | 0.380 | 2.63 | 8 | 11,000,000 | 4,290,000 |
| Iraqi Islamic Bank | BIIB | 1.070 | 1.080 | 1.060 | 1.070 | 1.060 | 1.070 | 1.070 | 0.00 | 57 | 52,020,880 | 55,577,880 |
| Middle East Bank | BIME | 0.110 | 0.120 | 0.110 | 0.110 | 0.110 | 0.110 | 0.110 | 0.00 | 56 | 246,905,349 | 27,159,608 |
| Mosul Bank For Investment | BMFI | 0.190 | 0.210 | 0.190 | 0.210 | 0.180 | 0.200 | 0.190 | 5.26 | 57 | 231,068,439 | 47,512,322 |
| Al -Mansour Bank | BMNS | 1.310 | 1.320 | 1.300 | 1.310 | 1.310 | 1.320 | 1.320 | 0.00 | 53 | 64,167,168 | 84,356,602 |
| National Bank of Iraq | BNOI | 2.810 | 2.850 | 2.790 | 2.800 | 2.820 | 2.790 | 2.810 | -0.71 | 47 | 32,264,295 | 90,469,696 |
| Sumer Commerical Bank | BSUC | 0.100 | 0.100 | 0.100 | 0.100 | 0.100 | 0.100 | 0.100 | 0.00 | 10 | 266,626,900 | 26,662,690 |
| Al-Taif Islamic Bank | BTIB | 0.680 | 0.680 | 0.680 | 0.680 | 0.700 | 0.680 | 0.700 | -2.86 | 1 | 818,620 | 556,662 |
| United Bank | BUND | 0.080 | 0.080 | 0.080 | 0.080 | 0.080 | 0.080 | 0.080 | 0.00 | 1 | 14,060 | 1,125 |
| Total Of Banks Sector | | | | | | | | | | 616 | 1,856,552,493 | 740,060,348 |
| Telecommunication Sector | | | | | | | | | | | | |
| Asia Cell Telecommunication | TASC | 9.400 | 9.410 | 9.400 | 9.400 | 9.380 | 9.400 | 9.350 | 0.53 | 23 | 4,635,439 | 43,574,344 |
| Total Of Telecommunication | | | | | | | | | | 23 | 4,635,439 | 43,574,344 |
| Insurance Sector | | | | | | | | | | | | |
| Al-Ameen for Insurance | NAME | 0.650 | 0.650 | 0.650 | 0.650 | 0.600 | 0.650 | 0.600 | 8.33 | 2 | 1,480,000 | 962,000 |
| Total Of Insurance Sector | | | | | | | | | | 2 | 1,480,000 | 962,000 |
| Services Sector | | | | | | | | | | | | |
| Baghdad -Iraq Transportatio | SBPT | 38.250 | 39.250 | 38.250 | 38.960 | 38.250 | 39.250 | 38.250 | 2.61 | 10 | 163,173 | 6,358,029 |
| Total Of Services Sector | | | | | | | | | | 10 | 163,173 | 6,358,029 |
| Industry Sector | | | | | | | | | | | | |
| Baghdad Soft Drinks | IBSD | 4.240 | 4.240 | 4.200 | 4.220 | 4.250 | 4.220 | 4.240 | -0.47 | 23 | 3,306,055 | 13,947,909 |
| Iraqi Marketing Date | IIDP | 1.620 | 1.620 | 1.620 | 1.620 | 1.620 | 1.620 | 1.620 | 0.00 | 4 | 2,316,185 | 3,752,220 |
| Iraqi For Tufted Carpets | IITC | 15.750 | 16.000 | 15.750 | 15.970 | 15.200 | 16.000 | 15.200 | 5.26 | 3 | 145,000 | 2,315,000 |
| Al -Khazer Road for Constr | IKHC | 2.250 | 2.250 | 2.250 | 2.250 | 2.500 | 2.250 | 2.500 | -10.00 | 1 | 20,000 | 45,000 |
| Al-Mansour Pharmaceutical | IMAP | 1.880 | 1.880 | 1.880 | 1.880 | 1.880 | 1.880 | 1.880 | 0.00 | 1 | 100,196 | 188,368 |
| Metallic Industries and Bicy | IMIB | 1.900 | 1.900 | 1.900 | 1.900 | 1.900 | 1.900 | 1.900 | 0.00 | 1 | 300,000 | 570,000 |
| Ready Made Clothes | IRMC | 3.310 | 3.310 | 3.310 | 3.310 | 3.310 | 3.310 | 3.310 | 0.00 | 4 | 200,342 | 663,132 |
| Total Of Industry Sector | | | | | | | | | | 37 | 6,387,778 | 21,481,629 |
| Hotels Sector | | | | | | | | | | | | |
| Baghdad Hotel | HBAG | 10.850 | 10.850 | 10.850 | 10.850 | 10.850 | 10.850 | 10.850 | 0.00 | 1 | 104,037 | 1,128,801 |
| Ishtar Hotel | HISH | 9.500 | 9.500 | 9.250 | 9.340 | 9.600 | 9.250 | 9.600 | -3.65 | 7 | 650,000 | 6,070,000 |
| Total Of Hotels Sector | | | | | | | | | | 8 | 754,037 | 7,198,801 |

Regular Market Bulletin No (103)

| Company Name | Code | opening Price | highest price | lowest price | Average price | Prev Average price | Closing Price | prev closing price | change (%) | No.of Trades | Traded Volume | Traded Value |
|------------------------------------|------|---------------|---------------|--------------|---------------|--------------------|---------------|--------------------|------------|--------------|---------------|--------------|
| Agriculture Sector | | | | | | | | | | | | |
| Iraqi Agricultural Products | AIRP | 20.500 | 20.500 | 20.500 | 20.500 | 21.000 | 20.500 | 21.000 | -2.38 | 4 | 600 | 12,300 |
| Iraqi for Seed Production | AISP | 8.040 | 8.040 | 8.020 | 8.040 | 8.020 | 8.020 | 8.040 | -0.25 | 23 | 2,265,000 | 18,206,320 |
| Total Of Agriculture Sector | | | | | | | | | | 27 | 2,265,600 | 18,218,620 |
| Total Of Regular | | | | | | | | | | 723 | 1,872,238,520 | 837,853,772 |

Non Regular Market Bulletin No (103)

| Company Name | Code | opening Price | highest price | lowest price | Average price | Prev Average price | Closing Price | prev closing price | change (%) | No.of Trades | Traded Volume | Traded Value |
|-----------------------------------|------|---------------|---------------|--------------|---------------|--------------------|---------------|--------------------|------------|--------------|---------------|--------------|
| Banks Sector | | | | | | | | | | | | |
| International Islamic Bank | BINT | 0.390 | 0.400 | 0.390 | 0.390 | 0.330 | 0.400 | 0.390 | 2.56 | 4 | 77,100,000 | 30,079,000 |
| Al Attaa Islamic Bank | BLAD | 0.150 | 0.150 | 0.150 | 0.150 | 0.150 | 0.150 | 0.150 | 0.00 | 15 | 50,250,000 | 7,537,500 |
| Credit Bank | BROI | 0.950 | 0.950 | 0.950 | 0.950 | 0.940 | 0.950 | 0.940 | 1.06 | 1 | 100,000 | 95,000 |
| Total Of Banks Sector | | | | | | | | | | 20 | 127,450,000 | 37,711,500 |
| Investment Sector | | | | | | | | | | | | |
| Al-Ameen for Financial Invest | VAMF | 1.000 | 1.000 | 1.000 | 1.000 | 1.000 | 1.000 | 1.000 | 0.00 | 2 | 37,605 | 37,605 |
| Total Of Investment Sector | | | | | | | | | | 2 | 37,605 | 37,605 |
| Industry Sector | | | | | | | | | | | | |
| Fallujah for construction Ma | IFCM | 3.530 | 3.530 | 3.530 | 3.530 | 3.550 | 3.530 | 3.550 | -0.56 | 7 | 2,000,000 | 7,060,000 |
| Total Of Industry Sector | | | | | | | | | | 7 | 2,000,000 | 7,060,000 |
| Hotels Sector | | | | | | | | | | | | |
| Ashour Hotel | HASH | 17.000 | 17.000 | 17.000 | 17.000 | 17.000 | 17.000 | 17.000 | 0.00 | 4 | 75,000 | 1,275,000 |
| Total Of Hotels Sector | | | | | | | | | | 4 | 75,000 | 1,275,000 |
| Total of Non Regular | | | | | | | | | | 33 | 129,562,605 | 46,084,105 |

Undisclosed Platform Companies Bulletin (102)

| Company Name | Code | opening Price | highest price | lowest price | Average price | Prev Average price | Closing Price | prev closing price | change (%) | No.of Trades | Traded Volume | Traded Value |
|---------------------------------|------|---------------|---------------|--------------|---------------|--------------------|---------------|--------------------|------------|--------------|---------------|--------------|
| Industry Sector | | | | | | | | | | | | |
| Electronic Industries | IELI | 0.750 | 0.750 | 0.750 | 0.750 | 0.750 | 0.750 | 0.750 | 0.00 | 2 | 85,657 | 64,243 |
| Al-Hilal Industries | IHLI | 1.010 | 1.050 | 1.010 | 1.020 | 0.980 | 1.050 | 1.000 | 5.00 | 8 | 2,457,686 | 2,507,570 |
| Iraqi Carton Manufacturies | IICM | 1.130 | 1.150 | 1.130 | 1.150 | 1.100 | 1.150 | 1.100 | 4.55 | 7 | 2,500,000 | 2,870,000 |
| National Chemical &Plastic | INCP | 1.850 | 1.850 | 1.850 | 1.850 | 1.800 | 1.850 | 1.850 | 0.00 | 1 | 250 | 463 |
| The Light Industries | ITLI | 0.700 | 0.700 | 0.700 | 0.700 | 0.690 | 0.700 | 0.690 | 1.45 | 2 | 5,000,000 | 3,500,000 |
| Total Of Industry Sector | | | | | | | | | | 20 | 10,043,593 | 8,942,276 |
| Total of un disclosed | | | | | | | | | | 20 | 10,043,593 | 8,942,276 |
| Grand Total | | | | | | | | | | 776 | 2,011,844,718 | 892,880,153 |

Iraq Stock Exchange
Non Iraqis' Bulletin Sunday June 2 2024
Regular Market



Non Iraqi Trading of Regular Market (Sell)

| Company Names | Code | No.of trades | Traded Shares | Trading Volume |
|--------------------------|------|--------------|------------------|-------------------|
| Banks Sector | | | | |
| Bank Of Baghdad | BBOB | 2 | 3,000,000 | 9,180,000 |
| Al-Mansour Bank | BMNS | 3 | 6,000,000 | 7,880,000 |
| Total Bank sector | | 5 | 9,000,000 | 17,060,000 |
| Grand Total | | 5 | 9,000,000 | 17,060,000 |

Iraq Stock Exchange



Trading Session Sunday 2/6/2024

Not Trading OTC

| Company Name | Code | Previous Average price |
|------------------|------|------------------------|
| Rabee Securities | FRSE | — |
| Karmal Brokerage | FKSX | 10.000 |



Not Trading Bonds Bulletin

| Bond type | Publish type | Code | last trading price | immortilize date |
|---------------------------|--------------|------|--------------------|------------------|
| Banaa Bonds / million ID | First | CB10 | 1030000 | 12/10/2025 |
| Banaa Bonds / million ID | second | CB20 | 964981 | 19/12/2025 |
| Amara Bonds /500 thousand | First | CB25 | — | 10/09/2025 |
| Amara Bonds /Million ID | First | CB30 | 984000 | 10/09/2027 |
| Amara Bonds /500 thousand | Second | CB35 | — | — |
| Amara Bonds /Million ID | Second | CB40 | — | — |
| Amara Bonds /500 thousand | Third | CB45 | — | — |
| Amara Bonds /Million ID | Third | CB50 | — | — |

Iraq Stock Exchange non trading companies on Sunday 2/6/2024

| Company Names | Code | Previous Average Price | Closing Price |
|-----------------------------------|------|------------------------|---------------|
| Banking Sector | | | |
| Cihan Islamic Bank | BCIH | 2.200 | 2.200 |
| Asia Al Iraq Islamic Bank | BAIB | 0.900 | 0.900 |
| Elaf Islamic Bank | BELF | 0.470 | 0.470 |
| National Islamic Bank | BNAI | 0.620 | 0.620 |
| Union Bank of Iraq | BUOI | 0.210 | 0.220 |
| Kurdistan International Bank | BKUI | 0.900 | 0.900 |
| Insurance Sector | | | |
| Al-Khatem Telecoms | TZNI | 2.750 | 2.700 |
| Insurance Sector | | | |
| Dar Al-Salam for Insurance | NDSA | 0.840 | 0.840 |
| Gulf Insurance | NGIR | 0.400 | 0.400 |
| Services Sector | | | |
| Rehab Karbala | HKAR | 0.800 | 0.800 |
| Mamoura Realestate Investment | SMRI | 6.880 | 6.900 |
| Al-Mosul for funfairs | SMOF | 8.700 | 8.700 |
| Al-Nukhba for construction | SNUC | 0.670 | 0.700 |
| Kharkh Tour Amuzement City | SKTA | 4.500 | 4.500 |
| Industry Sector | | | |
| | | 2.500 | 2.500 |
| Modern Sewing | IMOS | 10.490 | 10.490 |
| Al-Kindi of Veterinary Vaccines | IKLV | 1.620 | 1.620 |
| Iraqi Engineering Works | IIEW | 3.850 | 3.850 |
| Hotels Sector | | | |
| Tourist Village of Mosul dam | HTVM | 11.000 | 11.000 |
| Babylon Hotel | HBAY | 110.000 | 110.000 |
| Al-Mansour Hotel | HMAN | 45.000 | 45.000 |
| National for Tourist Investment | HNTI | 10.790 | 10.780 |
| Agriculture Sector | | | |
| Middle East for Production- Fish | AMEF | 7.400 | 7.400 |
| Agricultural Products Meat | AIPM | 4.750 | 4.750 |
| Al-Ahlyia agricultural production | AAHP | 0.900 | 0.900 |
| Modern for Animal Production | AMAP | 0.450 | 0.450 |
| Company Names | Code | Previous Average Price | Closing Price |
| Banks Sector | | | |
| World Islamic Bank | BWOR | 1.000 | 1.000 |
| Arabiya Islamic Bank | BAAI | 1.000 | 1.000 |
| Zain Al-Iraq Islamic Bank | BZII | 0.340 | 0.340 |
| Al-Qurtas Islamic Bank | BQUR | 1.000 | 1.000 |
| Arabiya Islamic Bank | BAAI | 1.000 | 1.000 |
| Ameen Al Iraq Islamic Bank | BAME | 1.000 | 1.000 |
| International Development Bank | BIDB | 1.000 | 1.000 |
| Al- Qabidh Islamic Bank | BQAB | 0.240 | 0.240 |
| Al Anssari Islamic Bank | BANS | 1.000 | 1.000 |
| Iraq Noor Islamic Bank | BINI | 1.050 | 1.050 |
| Erbil Bank | BERI | 0.110 | 0.110 |
| Trans Iraq Bank for Investment | BTRI | 0.740 | 0.740 |
| AL- Mashreq al-Arabi Islamic Bank | BAMS | - | - |
| Region Trade Bank | BRTB | 1.000 | 1.000 |
| Al Mustashar Bank | BMUI | 1.000 | 1.000 |
| Erbil Bank | BERI | 0.110 | 0.110 |
| Trust International Islamic Bank | BTRU | 0.750 | 0.750 |
| Insurance Sector | | | |
| Alahliya For Insurance | NAHF | 0.330 | 0.330 |
| Al -Hamraa Insurance | NHAM | 0.950 | 0.950 |

| Investment Sector | | | |
|---|-------------|-------------------------------|----------------------|
| Al-Zawraa for Financial Investment | VZAF | 0.180 | 0.180 |
| AL-Wiaam for Financial Investment | VWIF | 0.310 | 0.350 |
| Bain Al-Nahrain Financial Investment | VMES | 0.900 | 0.900 |
| Services Sector | | | |
| Ibdaa Al-Sharq Al-Awsat | SIBD | 1.000 | 1.000 |
| Al-Ameen Estate Investment | SAEI | 2.550 | 2.550 |
| Industry Sector | | | |
| Baghdad for Packing Materials | IBPM | 3.040 | 3.000 |
| National Furniture Industries | IHFI | 2.300 | 2.300 |
| Modern chemical industries | IMCI | 100.000 | 100.000 |
| Agriculture Sector | | | |
| Al-Ribas for Poultry and Fodder | AREB | - | - |
| Company Names | Code | Previous Average Price | Closing Price |
| Banks Sector | | | |
| Babylon Bank | BBAY | 0.080 | 0.080 |
| Services Sector | | | |
| AL-Badia for General Trans | SBAG | 0.600 | 0.600 |
| General Transportation | SIGT | 0.980 | 0.950 |
| IndustrySector | | | |
| Modern Construction Materials | IMCM | 0.600 | 0.600 |
| Investment Sector | | | |
| AL- Batek Investment | VBAT | 0.380 | 0.380 |
| Alkhair for financial Investment | VKHF | 0.200 | 0.200 |
| Hotels Sector | | | |
| Al-Sadeer Hotel | HSAD | 28.000 | 28.000 |
| Palestine Hotel | HPAL | 22.000 | 22.000 |

Iraq Stock Exchange Suspended Companies

| | | |
|------------------------------|------------|---|
| Al-Rajih Islamic Bank (BRAJ) | 19/09/2021 | The trading suspended for not produce the Annual disclosure for 2020 at closing price (1.000) ID. |
| North Bank (BNOR) | 31/10/2022 | The trading suspended by ISC decision at closing price (0.070) ID. |

Iraq Stock Exchange News of listed companies Sunday 2/6/2024

Companies News

| | |
|---|--|
| Cihan Islamic Bank (BCIH) | General Assembly Meeting will be hold on Friday 7/6/2024 at the company to discuss increasing in company capital according to 55/ First . Trading has been suspend on Tuesday 4/6/2024 . |
| Gulf Commercial Bank (BGUC) | General Assembly Meeting will be hold on Friday 7/6/2024 at Erbil / Armada Hotel to discuss financial statement of 2023 . Trading has been suspend on Tuesday 4/6/2024 . |
| National Islamic Bank (BNAI) | General Assembly Meeting will be hold on Saturday 8/6/2024 at the company to discuss financial statement of 2023 , increasing in company capital from 301 billion to 351 billion according to 55/ First & second. Trading has been suspend on Tuesday 4/6/2024 . |
| Rabee Securities (FRSE) | General Assembly Meeting will be hold on Sunday 9/6/2024 at the company to discuss financial statement of 2023 , cash dividend, elect new board of Administration council . Last trading session will be on Thursday 6/6/2024 and re trading on Monday session 10/6/2024 . |
| Ibdaa Al-Sharq Al-Awsat (SIBD) | General Assembly Meeting will be hold on Tuesday 11/6/2024 at the Iraqi Middle East Bank to resign the Auditors and elect new one . Trading has been suspend on Thursday 6/6/2024 . |
| Tourist Village of Mosul dam (HTVM) | General Assembly Meeting will be hold on Friday 28/6/2024 at Al Mousil Modern Plaza Hall to discuss financial statement of 2023. Trading has been suspend on Monday 24/6/2024 . |
| out of trading | |
| Babil Animal&vegetable Products (ABAP) | General Assembly Meeting will be hold on Sunday 19/5/2024 at the Al Jadriya to discuss financial statement of 2021,2022 , cash dividend , discuss the deficit Trading has been suspend on Thursday 7/12/2023 . |
| Iraqi Land Transport (SILT) | General Assembly Meeting will be hold on Wednesday 6/3/2024 at the Trade Ministry VIP Hall to resign the current board of Administration and elect new five board of Administration .Trading has been suspend on Sunday 3/3/2024. |
| Ashur International Bank (BASH) | General Assembly Meeting will be hold on Wednesday 29/5/2024 at the Alriyada Station to discuss financial statement of 2022 , cash dividend, elect seven members of Administration council . Trading has been suspend on Sunday 26/5/2024 . |
| Al Janoob Islamic Bank Investment (BJI) | General Assembly Meeting will be hold on Saturday 1/6/2024 at the company to discuss financial statement of 2023 , cash dividend . Trading has been suspend on Tuesday 28/5/2024 . |