

ISX Trading Indices of Tuesday 2/6/2026

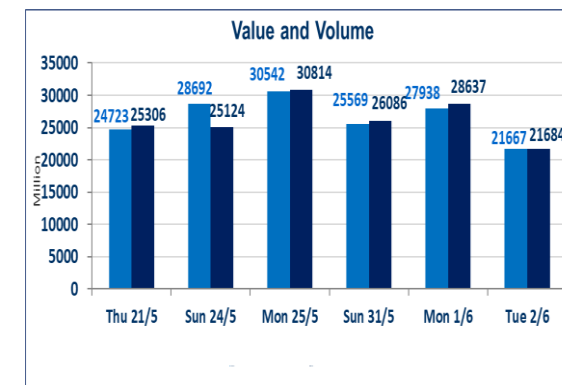
Traded Volume and OTC	21,667,139,113
-----------------------	----------------

Traded Value and OTC	21,684,216,034
----------------------	----------------

Traders	1217
---------	------

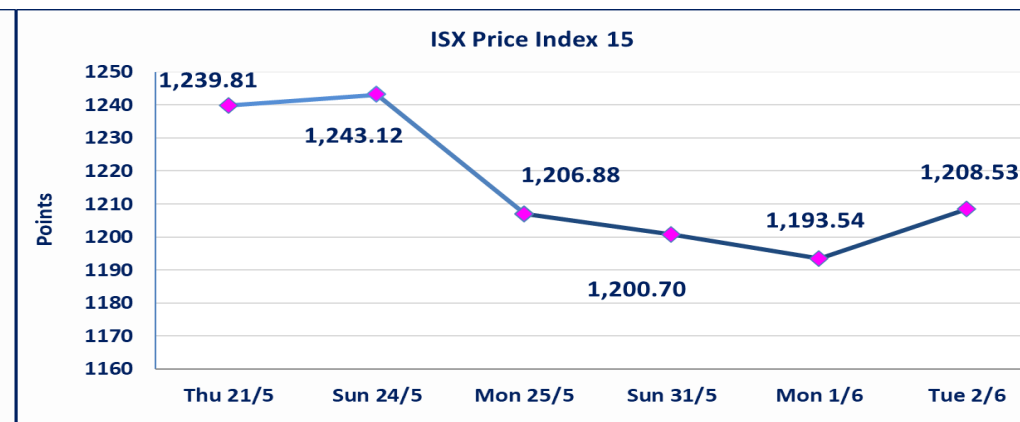
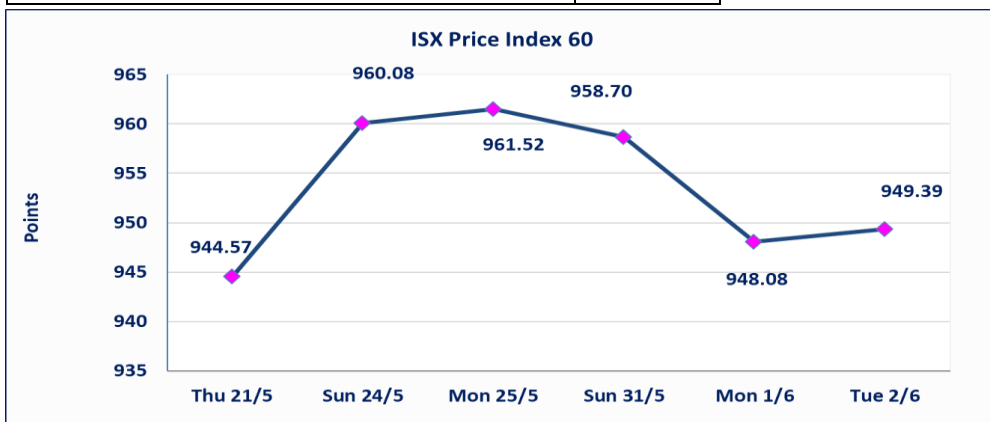
ISX Index 60	949.39
Previous ISX Index60	948.08
Change %	0.14
Change	1.31

ISX Index 15	1208.53
Previous ISX Index15	1193.54
Change %	1.26
Change	14.99



Listed Companies	103	OTC	14
Traded Listed Companies	50	OTC	1
GAM Companies	6		
Suspended Companies	9		

Non Traded listed	38	OTC	13
Higher Companies	14		
Lower Companies	10		



special orders	Elaf Brokerage Company executed a deliberate cross order on the shares of Al Qurtas Bank Company with a number of shares (20,612,000,000) shares with a value of (20,612,000,000) dinars, during the additional session time (after 1 pm) in accordance with the procedures for executing large transactions.
----------------	---

## ISX top gaining and losing companies

Tuesday 2/6/2026

### Gainers

Company Name	Closing Price	Change (%)	Traded Volume
Middle East Bank	0.090	12.50	45,841,689
Babil Animal & Vegetable Produc	10.800	6.93	83,021
Kharkh Tour Amuzement City	4.990	6.85	2,000
Mansour Hotel	71.000	4.41	54,514
Asia Cell Telecommunication	15.920	4.05	14,596,073

### Losers

Company Name	Closing Price	Change (%)	Traded Volume
United Bank	0.050	-16.67	119,645,040
Mosul Bank For Investment	0.140	-6.67	16,529,951
Credit Bank Of Iraq	0.560	-3.45	272,473
Ashour Hotel	28.000	-3.45	9,671
Modern for Animal Production	0.360	-2.70	515,103

### The most active companies in term of traded volume and value

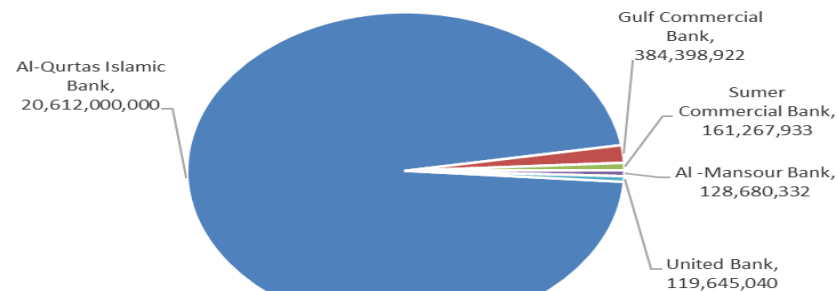
#### Traded Volume

Company Name	Closing Price	Change (%)	Traded Volume
Al-Qurtas Islamic Bank	1.000	0.00	20,612,000,000
Gulf Commercial Bank	0.380	0.00	384,398,922
Sumer Commercial Bank	0.190	0.00	161,267,933
Al -Mansour Bank	1.710	0.00	128,680,332
United Bank	0.050	-16.67	119,645,040


#### Traded Value

Company Name	Closing Price	Change (%)	Traded Value
Al-Qurtas Islamic Bank	1.000	0.00	20,612,000,000
Asia Cell Telecommunication	15.920	4.05	230,183,897
Al -Mansour Bank	1.710	0.00	219,518,085
Gulf Commercial Bank	0.380	0.00	142,868,747
Baghdad Soft Drinks	6.190	-0.32	139,839,856

Top Five by Volume



Top Five by Value



## Regular Market Bulletin No (95)



Company Name	Code	opening Price	highest price	lowest price	Average price	Prev Average price	Closing Price	prev closing price	change (%)	No.of Trades	Traded Volume	Traded Value
<b>Banks Sector</b>												
Ashur International Bank	BASH	0.260	0.260	0.260	0.260	0.260	0.260	0.260	0.00	6	8,000,000	2,080,000
Bank of Baghdad	BBOB	2.610	2.650	2.550	2.600	2.620	2.600	2.600	0.00	141	37,739,462	98,003,655
Commercial Islamic Bank of Iraq	BCOI	0.650	0.650	0.640	0.640	0.650	0.640	0.650	-1.54	16	44,194,030	28,366,760
Gulf Commercial Bank	BGUC	0.380	0.380	0.370	0.370	0.380	0.380	0.380	0.00	45	384,398,922	142,868,747
Investment Bank of Iraq	BIBI	0.250	0.250	0.250	0.250	0.250	0.250	0.250	0.00	4	8,488,502	2,122,126
Iraqi Islamic Bank	BIIB	1.060	1.060	1.050	1.050	1.060	1.050	1.050	0.00	16	9,342,881	9,823,454
Middle East Bank	BIME	0.090	0.090	0.080	0.090	0.090	0.090	0.080	12.50	14	45,841,689	4,007,345
Kurdistan International Bank	BKUI	1.200	1.200	1.200	1.200	1.200	1.200	1.200	0.00	1	500,000	600,000
Mosul Bank For Investment	BMFI	0.140	0.140	0.140	0.140	0.150	0.140	0.150	-6.67	7	16,529,951	2,314,193
Al -Mansour Bank	BMNS	1.710	1.710	1.700	1.710	1.720	1.710	1.710	0.00	113	128,680,332	219,518,085
National Bank of Iraq	BNOI	4.050	4.070	4.050	4.060	4.060	4.050	4.050	0.00	88	8,712,278	35,330,470
Sumer Commercial Bank	BSUC	0.180	0.190	0.180	0.190	0.190	0.190	0.190	0.00	35	161,267,933	30,640,157
Al-Taif Islamic Bank	BTIB	0.630	0.630	0.630	0.630	0.630	0.630	0.630	0.00	1	10,000	6,300
United Bank	BUND	0.060	0.060	0.050	0.050	0.060	0.050	0.060	-16.67	12	119,645,040	5,982,418
<b>Total of Banks Sector</b>										<b>499</b>	<b>973,351,020</b>	<b>581,663,709</b>
<b>Telecommunication Sector</b>												
Asia Cell Telecommunication	TASC	15.350	16.000	15.350	15.770	15.140	15.920	15.300	4.05	259	14,596,073	230,183,897
Al-Khatam Telecom	TZNI	4.700	4.900	4.700	4.710	4.730	4.790	4.700	1.91	10	105,668	497,406
<b>Total of Telecommunication Sector</b>										<b>269</b>	<b>14,701,741</b>	<b>230,681,303</b>
<b>Insurance Sector</b>												
Al-Ameen for Insurance	NAME	0.900	0.900	0.900	0.900	0.900	0.900	0.900	0.00	5	33,133	29,820
Gulf Insurance	NGIR	0.450	0.450	0.450	0.450	0.450	0.450	0.450	0.00	1	19,880	8,946
<b>Total of Insurance Sector</b>										<b>6</b>	<b>53,013</b>	<b>38,766</b>
<b>Service Sector</b>												
Baghdad -Iraq Transportation	SBPT	22.300	22.600	22.300	22.500	22.140	22.500	22.300	0.90	18	226,000	5,085,513
Kharkh Tour Amuzement City	SKTA	4.990	4.990	4.990	4.990	4.680	4.990	4.670	6.85	1	2,000	9,980
Mamoura Realestate	SMRI	3.210	3.220	3.200	3.210	3.210	3.210	3.220	-0.31	19	1,905,400	6,110,888
<b>Total of Service Sector</b>										<b>38</b>	<b>2,133,400</b>	<b>11,206,381</b>
<b>Industrial Sector</b>												
Baghdad Soft Drinks	IBSD	6.210	6.220	6.180	6.190	6.210	6.190	6.210	-0.32	178	22,581,781	139,839,856
Iraqi Carton Manufactories	IICM	2.460	2.470	2.460	2.460	2.470	2.470	2.470	0.00	3	124,500	306,515
Iraqi For Tufted Carpets	IITC	19.100	19.490	19.100	19.300	19.000	19.490	19.100	2.04	2	20,000	385,900
Al -Khazer Construction Material	IKHC	1.200	1.200	1.200	1.200	1.200	1.200	1.200	0.00	4	188,437	226,124
Al-Kindi of Veterinary Vaccines	IKLV	2.700	2.700	2.600	2.650	2.600	2.600	2.600	0.00	6	131,280	348,156
Al-Mansour Pharmaceuticals Ind	IMAP	2.400	2.480	2.400	2.450	2.460	2.450	2.400	2.08	20	6,632,586	16,260,336
Modern Sewing	IMOS	5.400	5.400	5.350	5.360	5.440	5.350	5.400	-0.93	4	28,681	153,627
<b>Total of Industrial Sector</b>										<b>217</b>	<b>29,707,265</b>	<b>157,520,515</b>
<b>Hotels Sector</b>												
Mansour Hotel	HMAN	70.000	72.000	70.000	70.070	65.230	71.000	68.000	4.41	11	54,514	3,819,728
Al-Sadeer Hotel	HSAD	23.000	23.000	23.000	23.000	23.000	23.000	23.000	0.00	1	9,000	207,000
<b>Total of Hotels Sector</b>										<b>12</b>	<b>63,514</b>	<b>4,026,728</b>
<b>Agricultural Sector</b>												
Babil Animal & Vegetable Produ	ABAP	10.100	11.000	10.100	10.730	10.020	10.800	10.100	6.93	10	83,021	891,068
Modern for Animal Production	AMAP	0.360	0.360	0.360	0.360	0.370	0.360	0.370	-2.70	2	515,103	185,437
<b>Total of Agricultural Sector</b>										<b>12</b>	<b>598,124</b>	<b>1,076,505</b>
<b>Total Of Regular</b>										<b>1,053</b>	<b>1,020,608,077</b>	<b>986,213,907</b>

**Second Platform Market Bulletin No (95)**



Company Name	Code	opening Price	highest price	lowest price	Average price	Prev Average price	Closing Price	prev closing price	change (%)	No.of Trades	Traded Volume	Traded Value
<b>Banks Sector</b>												
International Islamic Bank	BINT	0.200	0.200	0.200	0.200	0.200	0.200	0.200	0.00	1	22,365	4,473
Al-Ataa Islamic Bank	BLAD	0.100	0.100	0.100	0.100	0.100	0.100	0.100	0.00	2	200,000	20,000
Credit Bank Of Iraq	BROI	0.580	0.580	0.560	0.570	0.580	0.560	0.580	-3.45	9	272,473	156,013
<b>Total of Banks Sector</b>										<b>12</b>	<b>494,838</b>	<b>180,486</b>
<b>Insurance Sector</b>												
Alahliya For Insurance	NAHF	0.820	0.820	0.820	0.820	0.820	0.820	0.820	0.00	1	10,000	8,200
Al-Hamraa for Insurance	NHAM	4.860	4.860	4.860	4.860	4.990	4.860	4.860	0.00	1	7,086	34,438
<b>Total of Insurance Sector</b>										<b>2</b>	<b>17,086</b>	<b>42,638</b>
<b>Service Sector</b>												
Al-Ameen Estate Investment	SAEI	1.680	1.700	1.680	1.680	1.700	1.680	1.700	-1.18	8	416,974	701,330
<b>Total of Industrial Sector</b>										<b>8</b>	<b>416,974</b>	<b>701,330</b>
<b>Industrial Sector</b>												
Fallujah for construction Materi	IFCM	2.750	2.870	2.750	2.840	2.790	2.820	2.790	1.08	22	832,799	2,362,642
National Furniture Industries	IHFI	1.000	1.000	1.000	1.000	1.000	1.000	1.000	0.00	1	24,850	24,850
<b>Total of Industrial Sector</b>										<b>23</b>	<b>857,649</b>	<b>2,387,492</b>
<b>Hotels Sector</b>												
Ashour Hotel	HASH	29.000	29.000	28.000	28.020	29.000	28.000	29.000	-3.45	5	9,671	270,959
<b>Total of Hotels Sector</b>										<b>5</b>	<b>9,671</b>	<b>270,959</b>
<b>Total of Non Regular</b>										<b>50</b>	<b>1,796,218</b>	<b>3,582,905</b>

**Undisclosed Platform Companies Bulletin No (95)**



Company Name	Code	opening Price	highest price	lowest price	Average price	Prev Average price	Closing Price	prev closing price	change (%)	No.of Trades	Traded Volume	Traded Value
<b>Banks Sector</b>												
Al-Qurtas Islamic Bank	BQUR	1.000	1.000	1.000	1.000	1.000	1.000	1.000	0.00	4	20,612,000,000	20,612,000,000
<b>Total of Banks Sector</b>										<b>4</b>	<b>20,612,000,000</b>	<b>20,612,000,000</b>
<b>Service Sector</b>												
AL-Badia for General Trans	SBAG	1.400	1.410	1.400	1.410	1.420	1.410	1.400	0.71	6	1,536,855	2,166,766
<b>Total of Industrial Sector</b>										<b>6</b>	<b>1,536,855</b>	<b>2,166,766</b>
<b>Industrial Sector</b>												
Electronic Industry	IELI	1.350	1.500	1.350	1.360	1.350	1.350	1.350	0.00	12	2,364,558	3,210,692
Al-Hilal Industries	IHLI	1.360	1.360	1.360	1.360	1.360	1.360	1.360	0.00	3	1,003,067	1,364,171
Modern Construction Materials	IMCM	1.150	1.150	1.150	1.150	1.150	1.150	1.150	0.00	2	5,480	6,302
National Chemical &Plastic	INCP	1.910	1.910	1.910	1.910	1.910	1.910	1.910	0.00	3	130,154	248,594
The Light Industries	ITLI	1.230	1.270	1.230	1.260	1.220	1.250	1.220	2.46	13	3,625,736	4,560,170
<b>Total of Industrial Sector</b>										<b>33</b>	<b>7,128,995</b>	<b>9,389,929</b>
<b>Hotels Sector</b>												
Palestine Hotel	HPAL	18.790	18.790	18.530	18.650	18.530	18.530	18.510	0.11	2	27,000	503,430
<b>Total of Hotels Sector</b>										<b>2</b>	<b>27,000</b>	<b>503,430</b>
<b>Agricultural Sector</b>												
Iraqi for Seed Production	AISP	5.080	5.100	5.080	5.080	5.070	5.080	5.070	0.20	61	13,511,968	68,704,697
<b>Total of Agricultural Sector</b>										<b>61</b>	<b>13511968</b>	<b>68,704,697</b>
<b>Total of Undisclosed</b>										<b>106</b>	<b>20,634,204,818</b>	<b>20,692,764,822</b>
<b>Grand Total</b>										<b>1,209</b>	<b>21,656,609,113</b>	<b>21,682,561,634</b>

## Iraq Stock Exchange not trading companies of Tuesday 2/6/2026

Company Names	Code	Previous Average Price	Closing Price
<b>Banks Sector</b>			
Asia Al Iraq Islamic Bank	BAIB	0.950	0.950
Elaf Islamic Bank	BELF	0.230	0.240
National Islamic Bank	BNAI	1.100	1.100
Union Bank of Iraq	BUOI	0.160	0.160
Cihan Bank for Islamic Investment&Finan	BCIH	2.200	2.200
<b>Insurance Sector</b>			
Dar Al-Salam for Insurance	NDSA	0.780	0.780
<b>Service Sector</b>			
Al-Mosul for funfairs	SMOF	7.000	7.000
Rehab Karbalaa	HKAR	0.600	0.600
AL-Nukhba for Construction	SNUC	0.710	0.710
<b>Industrial Sector</b>			
Iraqi Date Processing and Marketing	IIDP	2.400	2.400
Metallic Industries and Bicycles	IMIB	1.910	1.910
Iraqi Engineering Works	IIEW	6.040	6.040
Ready Made Clothes	IRMC	2.300	2.300
<b>Hotels Sector</b>			
Baghdad Hotel	HBAG	11.590	11.550
Babylon Hotel	HBAY	102.010	102.010
Tourist Village of Mosul dam	HTVM	14.050	14.050
<b>Agricultural Sector</b>			
Al-Ahlyia agricultural production	AAHP	2.110	2.110
Iraqi Agricultural Products	AIRP	9.000	9.000
Agricultural Products Meat	AIPM	4.500	4.500
Company Names	Code	Previous Average Price	Closing Price
<b>Banks Sector</b>			
International Development Bank	BIDB	1.050	1.050
Al-Qabidh Islamic Bank	BQAB	0.090	0.090
AL- Mal Islamic Bank	BMAL	1.000	1.000
Region Trade Bank	BRTB	1.010	1.010
Al-Mashreq Al-Arabi Islamic Bank	BAMS	0.850	0.850
Arab Islamic Bank	BAAI	1.000	1.000
Al-Rajih Islamic Bank	BRAJ	1.000	1.000
Al-Mustashar Islamic Bank for Investmen	BMUI	1.000	1.000
Trust International Islamic Bank	BTRU	0.750	0.750
World Islamic Bank for Investment	BWOR	1.000	1.000
Al janoob Islamic Bank	BJAB	0.940	0.940
Ameen Al-Iraq Islamic Bank	BAME	1.000	1.000
Erbil Investment & FinanceBank	BERI	0.110	0.110
<b>Investment Sector</b>			
Al-Ameen for Financial Investment	VAMF	1.260	1.260
AL-Wiaam for Financial Investment	VWIF	0.690	0.690
<b>Industrial Sector</b>			
Baghdad for Packing Materials	IBPM	2.860	2.860
Modern chemical industries	IMCI	100.000	100.000
<b>Service Sector</b>			
Ibdaa Al-sharq Alwast General Contractir	SIBD	1.000	1.000
Company Names	Code	Previous Average Price	Closing Price
<b>Service Sector</b>			
General Transportation	SIGT	1.500	1.500

**Iraq Stock Exchange**  
**Non Iraqis' Bulletin Tuesday Jun 2 2026**  
**Regular Market**



**Non Iraqi Trading of Regular Market (Buy)**

<b>Company Names</b>	<b>Code</b>	<b>No.of trades</b>	<b>Traded Shares</b>	<b>Trading Volume</b>
<b>Banks Sector</b>				
<b>Al-Mansour Bank</b>	<b>BMNS</b>	<b>3</b>	<b>58,130</b>	<b>99,402</b>
<b>Total Bank sector</b>		<b>3</b>	<b>58,130</b>	<b>99,402</b>
<b>Grand Total</b>		<b>3</b>	<b>58,130</b>	<b>99,402</b>

## OTC Platform Trading Bulletin No (95)

Company Name	Code	highest price	lowest price	Average price	No.of Trades	Traded Volume	Traded Value
<b>Banks Sector</b>							
Al-Warka Bank	BWAI	0.160	0.150	0.160	8	10,530,000	1,654,400
Total Of Money Service Sector					8	10,530,000	1,654,400
<b>Total</b>					<b>8</b>	<b>10,530,000</b>	<b>1,654,400</b>

## Not Trading OTC Companies

Company Name	Code	Previous Average price
<b>Banks Sector</b>		
Hammurabi Commercial Bank	BHAM	—
Al-Sanam Islamic Bank	BSAN	3.000
<b>Industrial Sector</b>		
Kirkuk producing constructional materials	IKFP	2.800
<b>Money Service Sector</b>		
Rabee Securities	FRSE	9.050
Karmal Brokerage	FKSX	10.000
Iraqi Deposit Insurance Corporation	FIDI	1.000
Ishtar Gate for e-Paymant	FISH	1.000
Sama Baghdad Exchange	FSBE	—
<b>Insurance Sector</b>		
Shatt Al Arab Insurance	NSHA	1.000
Al Badia Insurance	NBAD	—
Kurdistan Insurance	NKUI	0.500
Elaf Insurance	NELF	—
Dilina Insurance Company	NDIL	—

Iraq Stock Exchange

Tuesday 2/6/2026



سوق العراق للاوراق المالية  
IRAQ STOCK EXCHANGE

## Not Trading Bonds Bulletin

Bond type	Publish type	Code	last trading price	immortilize date
Banaa Bonds /Million ID	Second	CB20	964,981	19/12/2025
Eamar Bonds /Million ID	First	CB30	1,001,095	—
Eamar Bonds /Million ID	Second	CB40	—	—
Eamar Bonds /500 Thousand ID	Third	CB45	—	—
Eamar Bonds /Million ID	Third	CB50	—	—
Injaz Bonds /500 Thousand ID	First	CB55	—	—
Injaz Bonds /Million ID	First	CB60	951,110	—
Injaz Bonds /500 Thousand ID	Second	CB65	511,000	—
Injaz Bonds /Million ID	Second	CB70	965,050	—
Injaz Bonds /500 Thousand ID	Third	CB75	—	—
Injaz Bonds /Million ID	Third	CB80	978,182	—
National Bonds/Million ID	First	CB90	—	—
National Bonds/500 Thousand ID	Second	CB95	—	—
National Bonds/Million ID	Second	CB100	—	—