

ISX Trading Indices of Tuesday 19/5/2026

Traded Volume and OTC	27,095,284,778
-----------------------	----------------

Traded Value and OTC	30,303,363,094
----------------------	----------------

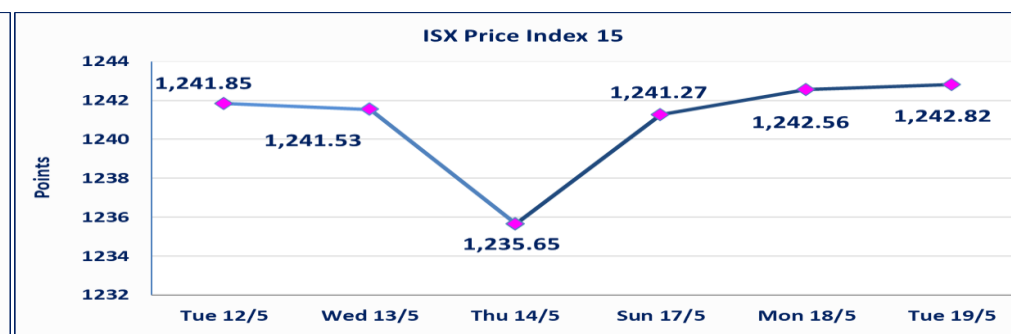
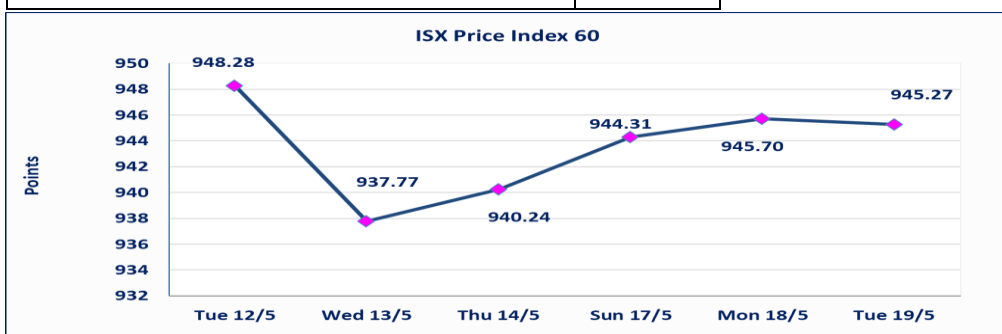
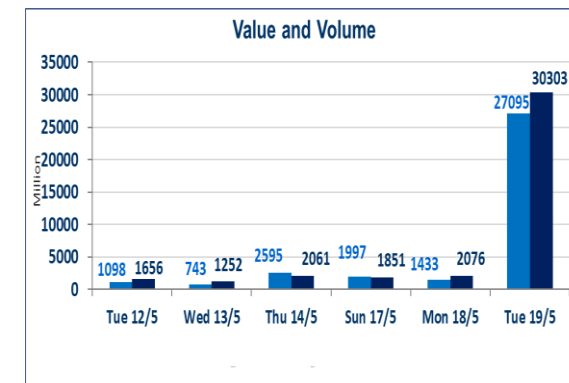
Traders	1056
---------	------

ISX Index 60	945.27
Previous ISX Index60	945.70
Change %	-0.05
Change	-0.43

ISX Index 15	1242.82
Previous ISX Index15	1242.56
Change %	0.02
Change	0.26

Listed Companies	104	OTC	14
Traded Listed Companies	48	OTC	1
GAM Companies	6		
Suspended Companies	8		

Non Traded listed	42	OTC	13
Higher Companies	7		
Lower Companies	18		



special orders	Al-Karmel Brokerage Company executed a deliberate cross order on shares of Bank of Baghdad Company, with a number of shares (1,400,000,000) shares valued at (3,808,000,000) dinars, during the additional session time (after 1 pm) in accordance with the procedures for executing large transactions.
special orders	Elaf Brokerage Company executed a deliberate cross order on the shares of Al Qurtas Bank Company with a number of shares (24,750,000,000) shares with a value of (24,750,000,000) dinars, during the additional session time (after 1 pm) in accordance with the procedures for executing large transactions.

## ISX top gaining and losing companies

Tuesday 19/5/2026

### Gainers

Company Name	Closing Price	Change (%)	Traded Volume
Al-Hamraa for Insurance	4.500	4.65	10,000
Mansour Hotel	53.000	3.92	484,607
Mamoura Realestate	3.240	2.53	2,318,738
Al-Khatam Telecom	3.840	2.40	339,942
Fallujah for construction Material	2.850	1.42	1,911,274

### Losers

Company Name	Closing Price	Change (%)	Traded Volume
Middle East Bank	0.090	-10.00	727,469
Rehab Karbalaa	0.600	-4.76	282,830
AL-Badia for General Trans	1.470	-4.55	105,533
Kharkh Tour Amuzement City	4.450	-3.05	3,001,082
Gulf Commercial Bank	0.360	-2.70	38,138,060

## The most active companies in term of traded volume and value

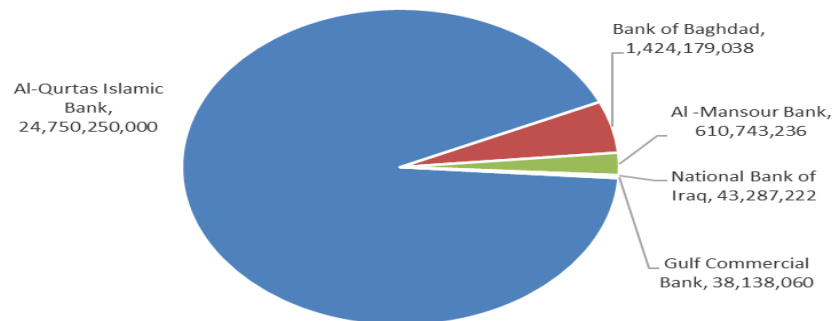
### Traded Volume

Company Name	Closing Price	Change (%)	Traded Volume
Al-Qurtas Islamic Bank	1.000	0.00	24,750,250,000
Bank of Baghdad	2.720	0.00	1,424,179,038
Al -Mansour Bank	1.710	-0.58	610,743,236
National Bank of Iraq	3.990	-0.25	43,287,222
Gulf Commercial Bank	0.360	-2.70	38,138,060

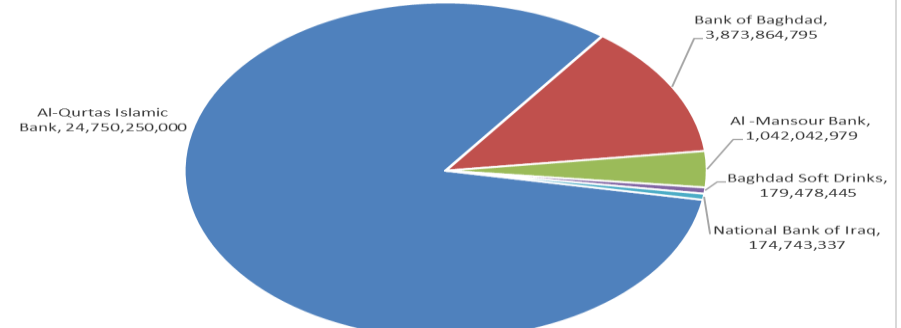
### Traded Value

Company Name	Closing Price	Change (%)	Traded Value
Al-Qurtas Islamic Bank	1.000	0.00	24,750,250,000
Bank of Baghdad	2.720	0.00	3,873,864,795
Al -Mansour Bank	1.710	-0.58	1,042,042,979
Baghdad Soft Drinks	6.230	0.48	179,478,445
National Bank of Iraq	3.990	-0.25	174,743,337

Top Five by Volume



Top Five by Value



## Regular Market Bulletin No (88)



Company Name	Code	opening Price	highest price	lowest price	Average price	Prev Average price	Closing Price	prev closing price	change (%)	No.of Trades	Traded Volume	Traded Value
<b>Banks Sector</b>												
Ashur International Bank	BASH	0.270	0.280	0.270	0.270	0.270	0.270	0.270	0.00	26	22,149,285	6,071,315
Bank of Baghdad	BBOB	2.720	2.730	2.710	2.720	2.720	2.720	2.720	0.00	76	1,424,179,038	3,873,864,795
Commercial Islamic Bank of Iraq	BCOI	0.680	0.680	0.670	0.670	0.670	0.670	0.680	-1.47	22	32,501,982	21,777,994
Economy Bank	BEFI	0.230	0.240	0.230	0.230	0.230	0.230	0.230	0.00	7	978,485	228,552
Gulf Commercial Bank	BGUC	0.360	0.360	0.360	0.360	0.360	0.360	0.370	-2.70	18	38,138,060	13,729,702
Investment Bank of Iraq	BIBI	0.250	0.250	0.250	0.250	0.250	0.250	0.250	0.00	4	20,000,000	5,000,000
Iraqi Islamic Bank	BIIB	1.070	1.070	1.060	1.060	1.070	1.060	1.070	-0.93	15	8,154,645	8,643,970
Middle East Bank	BIME	0.090	0.090	0.090	0.090	0.090	0.090	0.100	-10.00	7	727,469	65,472
Mosul Bank For Investment	BMFI	0.140	0.140	0.140	0.140	0.140	0.140	0.140	0.00	3	5,000,000	700,000
Al -Mansour Bank	BMNS	1.710	1.720	1.700	1.710	1.710	1.710	1.720	-0.58	240	610,743,236	1,042,042,979
National Bank of Iraq	BNOI	4.000	4.080	3.960	4.040	3.930	3.990	4.000	-0.25	131	43,287,222	174,743,337
Sumer Commercial Bank	BSUC	0.190	0.190	0.190	0.190	0.190	0.190	0.190	0.00	28	3,121,936	593,168
Al-Taif Islamic Bank	BTIB	0.640	0.640	0.630	0.630	0.640	0.630	0.640	-1.56	4	20,595	13,021
United Bank	BUND	0.060	0.060	0.050	0.050	0.060	0.060	0.060	0.00	13	8,477,225	424,209
<b>Total of Banks Sector</b>										594	2,217,479,178	5,147,898,514
<b>Telecommunication Sector</b>												
Al-Khatam Telecom	TZNI	3.740	3.840	3.700	3.740	3.730	3.840	3.750	2.40	15	339,942	1,271,351
<b>Total of Telecommunication Sector</b>										15	339,942	1,271,351
<b>Insurance Sector</b>												
Al-Ameen for Insurance	NAME	0.890	0.890	0.880	0.880	0.890	0.880	0.890	-1.12	15	5,202,699	4,578,875
<b>Total of Insurance Sector</b>										15	5,202,699	4,578,875
<b>Service Sector</b>												
Baghdad -Iraq Transportation	SBPT	22.100	22.400	22.100	22.400	22.080	22.400	22.100	1.36	8	105,515	2,363,506
Kharkh Tour Amuzement City	SKTA	4.590	4.590	4.450	4.450	4.590	4.450	4.590	-3.05	57	3,001,082	13,354,966
Mamoura Realestate	SMRI	3.160	3.260	3.160	3.200	3.150	3.240	3.160	2.53	22	2,318,738	7,423,752
Rehab Karbalaa	HKAR	0.600	0.600	0.600	0.600	0.630	0.600	0.630	-4.76	5	282,830	169,698
<b>Total of Service Sector</b>										92	5,708,165	23,311,922
<b>Industrial Sector</b>												
Baghdad Soft Drinks	IBSD	6.200	6.250	6.190	6.200	6.200	6.230	6.200	0.48	126	28,941,020	179,478,445
Iraqi Carton Manufactories	IICM	2.500	2.500	2.500	2.500	2.500	2.500	2.500	0.00	7	154,976	387,440
Al -Khazer Construction Material	IKHC	1.250	1.250	1.230	1.250	1.260	1.230	1.250	-1.60	8	591,295	738,716
Al-Kindi of Veterinary Vaccines	IKLV	2.500	2.530	2.500	2.530	2.480	2.530	2.530	0.00	4	262,344	663,610
Al-Mansour Pharmaceuticals Ind	IMAP	2.460	2.470	2.450	2.460	2.450	2.450	2.460	-0.41	16	668,967	1,645,355
Modern Sewing	IMOS	5.400	5.400	5.400	5.400	5.400	5.400	5.400	0.00	13	7,076,912	38,215,325
<b>Total of Industrial Sector</b>										174	37,695,514	221,128,891
<b>Hotels Sector</b>												
Baghdad Hotel	HBAG	12.000	12.000	12.000	12.000	12.000	12.000	12.000	0.00	6	907,673	10,892,076
Ishtar Hotels	HISH	9.000	9.020	9.000	9.010	9.010	9.020	9.050	-0.33	8	904,372	8,146,935
Mansour Hotel	HMAN	51.000	53.000	51.000	51.000	51.000	53.000	51.000	3.92	7	484,607	24,715,957
<b>Total of Hotels Sector</b>										21	2,296,652	43,754,968
<b>Agricultural Sector</b>												
Al-Ahlyia agricultural production	AAHP	2.110	2.110	2.110	2.110	2.110	2.110	2.110	0.00	1	696	1,469
Agricultural Products Meat	AIPM	4.500	4.500	4.500	4.500	4.500	4.500	4.500	0.00	2	8,301	37,355
Iraqi Agricultural Products	AIRP	9.400	9.400	9.400	9.400	9.400	9.400	9.400	0.00	2	88,500	831,900
Middle East for Production- Fish	AMEF	5.990	5.990	5.990	5.990	5.990	5.990	5.990	0.00	1	3,300	19,767
<b>Total of Agricultural Sector</b>										6	100,797	890,490
<b>Total Of Regular</b>										917	2,268,822,947	5,442,835,012

**Second Platform Market Bulletin No (88)**



Company Name	Code	opening Price	highest price	lowest price	Average price	Prev Average price	Closing Price	prev closing price	change (%)	No.of Trades	Traded Volume	Traded Value
<b>Banks Sector</b>												
International Islamic Bank	BINT	0.200	0.200	0.200	0.200	0.200	0.200	0.200	0.00	1	497	99
Credit Bank Of Iraq	BROI	0.570	0.570	0.570	0.570	0.570	0.570	0.570	0.00	4	1,015,596	578,890
<b>Total of Banks Sector</b>										<b>5</b>	<b>1,016,093</b>	<b>578,989</b>
<b>Insurance Sector</b>												
Al-Hamraa for Insurance	NHAM	4.500	4.500	4.500	4.500	4.300	4.500	4.300	4.65	1	10,000	45,000
<b>Total of Insurance Sector</b>										<b>1</b>	<b>10,000</b>	<b>45,000</b>
<b>Service Sector</b>												
Al-Ameen Estate Investment	SAEI	1.770	1.770	1.700	1.710	1.700	1.700	1.700	0.00	5	240,445	410,138
<b>Total of Industrial Sector</b>										<b>5</b>	<b>240,445</b>	<b>410,138</b>
<b>Industrial Sector</b>												
Fallujah for construction Materi	IFCM	2.800	2.850	2.800	2.820	2.810	2.850	2.810	1.42	12	1,911,274	5,395,346
National Furniture Industries	IHFI	0.900	0.900	0.900	0.900	0.900	0.900	0.900	0.00	1	170,000	153,000
<b>Total of Industrial Sector</b>										<b>13</b>	<b>2,081,274</b>	<b>5,548,346</b>
<b>Hotels Sector</b>												
Ashour Hotel	HASH	27.990	27.990	27.990	27.990	28.000	27.990	28.000	-0.04	1	177	4,954
<b>Total of Hotels Sector</b>										<b>1</b>	<b>177</b>	<b>4,954</b>
<b>Total of Non Regular</b>										<b>25</b>	<b>3,347,989</b>	<b>6,587,427</b>

**Undisclosed Platform Companies Bulletin No (88)**



Company Name	Code	opening Price	highest price	lowest price	Average price	Prev Average price	Closing Price	prev closing price	change (%)	No.of Trades	Traded Volume	Traded Value
<b>Banks Sector</b>												
Al-Qurtas Islamic Bank	BQUR	1.000	1.000	1.000	1.000	1.000	1.000	1.000	0.00	3	24,750,250,000	24,750,250,000
<b>Total of Banks Sector</b>										<b>3</b>	<b>24,750,250,000</b>	<b>24,750,250,000</b>
<b>Service Sector</b>												
AL-Badia for General Trans	SBAG	1.540	1.540	1.470	1.470	1.540	1.470	1.540	-4.55	4	105,533	155,518
General Transportation	SIGT	1.570	1.570	1.560	1.560	1.570	1.560	1.570	-0.64	4	31,000	48,420
<b>Total of Industrial Sector</b>										<b>8</b>	<b>136,533</b>	<b>203,938</b>
<b>Industrial Sector</b>												
Electronic Industry	IELI	1.400	1.400	1.400	1.400	1.400	1.400	1.400	0.00	6	1,265,188	1,771,263
Modern Construction Materials	IMCM	1.150	1.150	1.150	1.150	1.210	1.150	1.150	0.00	1	81,000	93,150
The Light Industries	ITLI	1.220	1.220	1.220	1.220	1.250	1.220	1.250	-2.40	1	250,000	305,000
<b>Total of Industrial Sector</b>										<b>8</b>	<b>1,596,188</b>	<b>2,169,413</b>
<b>Hotels Sector</b>												
Palestine Hotel	HPAL	18.500	18.500	18.500	18.500	18.500	18.500	18.500	0.00	16	957,719	17,717,802
<b>Total of Hotels Sector</b>										<b>16</b>	<b>957,719</b>	<b>17,717,802</b>
<b>Agricultural Sector</b>												
Iraqi for Seed Production	AISP	4.950	5.050	4.900	4.930	4.820	4.910	4.950	-0.81	65	15,167,190	74,798,508
<b>Total of Agricultural Sector</b>										<b>65</b>	<b>15167190</b>	<b>74,798,508</b>
<b>Total of Undisclosed</b>										<b>100</b>	<b>24,768,107,630</b>	<b>24,845,139,661</b>
<b>Grand Total</b>										<b>1,042</b>	<b>27,040,278,566</b>	<b>30,294,562,100</b>

## Iraq Stock Exchange not trading companies of Tuesday 19/5/2026

Company Names	Code	Previous Average Price	Closing Price
<b>Banks Sector</b>			
Elaf Islamic Bank	BELF	0.230	0.240
National Islamic Bank	BNAI	1.000	1.000
Kurdistan International Bank	BKUI	1.110	1.110
Union Bank of Iraq	BUOI	0.170	0.170
Asia Al Iraq Islamic Bank	BAIB	0.780	0.780
Cihan Bank for Islamic Investment&Finan	BCIH	2.200	2.200
<b>Insurance Sector</b>			
Gulf Insurance	NGIR	0.450	0.450
<b>Service Sector</b>			
Al-Mosul for funfairs	SMOF	7.100	7.100
AL-Nukhba for Construction	SNUC	0.710	0.710
<b>Industrial Sector</b>			
Iraqi Date Processing and Marketing	IIDP	2.290	2.500
Metallic Industries and Bicycles	IMIB	1.900	1.900
Iraqi Engineering Works	IIEW	6.350	6.350
Ready Made Clothes	IRMC	2.250	2.250
<b>Hotels Sector</b>			
Tourist Village of Mosul dam	HTVM	13.500	13.500
Al-Sadeer Hotel	HSAD	22.990	22.990
Babylon Hotel	HBAY	102.000	102.000
National for Tourist Investment	HNTI	9.000	9.000
<b>Agricultural Sector</b>			
Modern for Animal Production	AMAP	0.370	0.370
Company Names	Code	Previous Average Price	Closing Price
<b>Banks Sector</b>			
Al-Qabidh Islamic Bank	BQAB	0.090	0.090
Erbil Investment & FinanceBank	BERI	0.110	0.110
AL- Mal Islamic Bank	BMAL	1.000	1.000
Trans Iraq Bank Investment	BTRI	0.310	0.310
Al-Mashreq Al-Arabi Islamic Bank	BAMS	0.850	0.850
Region Trade Bank	BRTB	1.010	1.010
Arab Islamic Bank	BAAI	1.000	1.000
Al-Rajih Islamic Bank	BRAJ	1.000	1.000
Al-Mustashar Islamic Bank for Investmen	BMUI	1.000	1.000
Trust International Islamic Bank	BTRU	0.750	0.750
World Islamic Bank for Investment	BWOR	1.000	1.000
Al janoob Islamic Bank	BJAB	0.940	0.940
Ameen Al-Iraq Islamic Bank	BAME	1.000	1.000
Iraq Noor Islamic Bank for Investment	BINI	0.230	0.230
Al-Ataa Islamic Bank	BLAD	0.090	0.100
<b>Insurance Sector</b>			
Alahliya For Insurance	NAHF	0.820	0.820
<b>Investment Sector</b>			
Al-Ameen for Financial Investment	VAMF	1.260	1.260
AL-Wiaam for Financial Investment	VWIF	0.690	0.690
<b>Industrial Sector</b>			
Baghdad for Packing Materials	IBPM	2.860	2.860
Modern chemical industries	IMCI	100.000	100.000
<b>Service Sector</b>			
Ibdaa Al-sharq Alwast General Contractir	SIBD	1.000	1.000
<b>Agricultural Sector</b>			
AL-Rebass for Poultry&feed	AREB	-	-
Company Names	Code	Previous Average Price	Closing Price
<b>Industrial Sector</b>			
Al-Hilal Industries	IHLI	1.360	1.360
National Chemical &Plastic	INCP	1.860	1.860

Iraq Stock Exchange  
 Non Iraqis' Bulletin Tuesday May 19 2026  
 Regular Market



Non Iraqi Trading of Regular Market (Buy)

Company Names	Code	No.of trades	Traded Shares	Trading Volume
<b>Banks Sector</b>				
Iraqi Middle East Investment Bank	BIME	3	206,245	18,562
Al-Mansour Bank	BMNS	3	460,465	792,000
<b>Total Bank sector</b>		<b>6</b>	<b>666,710</b>	<b>810,562</b>
<b>Hotel Sector</b>				
Mansour Hotel	HMAN	3	483,861	24,676,911
<b>Total Hotel Sector</b>		<b>3</b>	<b>483,861</b>	<b>24,676,911</b>
<b>Grand Total</b>		<b>9</b>	<b>1,150,571</b>	<b>25,487,473</b>

Non Iraqi Trading of Regular Market (Sell)

Company Names	Code	No.of trades	Traded Shares	Trading Volume
<b>Banks Sector</b>				
National Bank Of Iraq	BNOI	14	11,000,000	44,139,000
Al-Mansour Bank	BMNS	45	225,000,000	382,500,000
<b>Total Bank sector</b>		<b>59</b>	<b>236,000,000</b>	<b>426,639,000</b>
<b>Grand Total</b>		<b>59</b>	<b>236,000,000</b>	<b>426,639,000</b>

## OTC Platform Trading Bulletin No (88)

Company Name	Code	highest price	lowest price	Average price	No.of Trades	Traded Volume	Traded Value
<b>Banks Sector</b>							
Al-Warka Bank	BWAI	0.160	0.160	0.160	14	55,006,212	8,800,994
Total Of Money Service Sector					14	55,006,212	8,800,994
Total					14	55,006,212	8,800,994

## Not Trading OTC Companies

Company Name	Code	Previous Average price
<b>Banks Sector</b>		
Hammurabi Commercial Bank	BHAM	—
Al-Sanam Islamic Bank	BSAN	3.000
<b>Industrial Sector</b>		
Kirkuk producing constructional materials	IKFP	2.800
<b>Money Service Sector</b>		
Rabee Securities	FRSE	9.050
Karmal Brokerage	FKSX	10.000
Iraqi Deposit Insurance Corporation	FIDI	1.000
Ishtar Gate for e-Paymant	FISH	1.000
Sama Baghdad Exchange	FSBE	—
<b>Insurance Sector</b>		
Shatt Al Arab Insurance	NSHA	1.000
Al Badia Insurance	NBAD	—
Kurdistan Insurance	NKUI	0.500
Elaf Insurance	NELF	—
Dilina Insurance Company	NDIL	—

Iraq Stock Exchange

Tuesday 19/5/2026



سوق العراق للاوراق المالية  
IRAQ STOCK EXCHANGE

## Not Trading Bonds Bulletin

Bond type	Publish type	Code	last trading price	immortilize date
Banaa Bonds /Million ID	Second	CB20	964,981	19/12/2025
Eamar Bonds /Million ID	First	CB30	1,001,095	—
Eamar Bonds /Million ID	Second	CB40	—	—
Eamar Bonds /500 Thousand ID	Third	CB45	—	—
Eamar Bonds /Million ID	Third	CB50	—	—
Injaz Bonds /500 Thousand ID	First	CB55	—	—
Injaz Bonds /Million ID	First	CB60	951,110	—
Injaz Bonds /500 Thousand ID	Second	CB65	507,301	—
Injaz Bonds /Million ID	Second	CB70	965,050	—
Injaz Bonds /500 Thousand ID	Third	CB75	—	—
Injaz Bonds /Million ID	Third	CB80	978,182	—
National Bonds/Million ID	First	CB90	—	—
National Bonds/500 Thousand ID	Second	CB95	—	—
National Bonds/Million ID	Second	CB100	—	—